

5th Grade Bulletin #20

Week 3- Class News

Khan Academy: This week in math we will be going over finding volume from parts of the figure, and classifying quadrilaterals and shapes. We will also be learning about fraction measurements. If you have not already done so, please connect with our class on Khan Academy. Please let me know if you have trouble connecting.

Distance Learning Packets: Our packets this week include a Reading Menu #20, cursive practice pages, a graphic organizer for practicing the reading focus skill, a leveled reader and a Daze passage. This week, we will use the leveled reader for fluency practice and skill practice.

Fluency Practice: This means repeated reading out loud of the first section of the text. Please read out loud with your student each day from the leveled reader, pages two through five. Repeated reading of the same passage builds reading fluency.

Skill Practice: This week we are practicing characterization and theme in the story. Please support your student with completing the story map identifying the story elements you find in the leveled reader, “text evidence”.


Homework

1. Khan Academy math assignments
2. Read leveled reader pages 3-6 each day out loud
3. Finish leveled reader at least twice
4. Complete graphic organizer "Story Structure: Story Map"
5. Reading Menu 20
6. Daze #9
7. Cursive practice passages
8. Read at least 20 minutes each day



THE

DEER



by Rob Arego
illustrated by Robert McGuire

HOUGHTON MIFFLIN HARCOURT



THE DEER



by Rob Arego
illustrated by Robert McGuire



HOUGHTON MIFFLIN HARCOURT

Copyright © by Houghton Mifflin Harcourt Publishing Company

All rights reserved. No part of this work may be reproduced or transmitted in any form or by any means, electronic or mechanical, including photocopying or recording, or by any information storage and retrieval system, without the prior written permission of the copyright owner unless such copying is expressly permitted by federal copyright law. Requests for permission to make copies of any part of the work should be addressed to Houghton Mifflin Harcourt Publishing Company, Attn: Contracts, Copyrights, and Licensing, 9400 South Park Center Loop, Orlando, Florida 32819.

Printed in the U.S.A

ISBN: 978-0-547-89058-6

1 2 3 4 5 6 7 8 9 10 XXXX 21 20 19 18 17 16 15 14 13 12

4500000000

A B C D E F G

If you have received these materials as examination copies free of charge, Houghton Mifflin Harcourt Publishing Company retains title to the materials and they may not be resold. Resale of examination copies is strictly prohibited.

Possession of this publication in print format does not entitle users to convert this publication, or any portion of it, into electronic format.



Carlos and his mother move to a new home.



Carlos missed the playground. He missed playing basketball with his friends. He missed going to the corner store. He even missed the sound of traffic honking on the avenue every morning and afternoon during rush hour.



It had been four weeks since Carlos and his mother had moved to this town. He knew that his mother had gotten a good job at the college. He knew that they were going to have more money to live. But couldn't she have gotten a job in a place that was a little more interesting?

🔊 The big woods behind his new house may have excited his mother, but it seemed like a wasteland to Carlos.

“It’s so peaceful,” Carlos’s mother told him.


“Peaceful, maybe,” Carlos replied. “Boring, definitely.”

“You should spend time exploring back there,” she urged him. “There are many amazing...”

🔊 “Amazing what?” he cut her off. “Trees?”

Carlos’s mother shook her head. This move wasn’t going that well. Carlos seemed so different than her happy son back in the city.

🔊 Carlos doesn’t like his new home.





Carlos is bored.



Carlos had made a few friends at school, but after class he always went straight back home.

“Why don’t you join a club after school?” his mother asked him. “That’s a good way to meet other kids.”

Carlos shrugged and asked his mother if he could watch some TV before dinner.


His mother felt guilty about the move. “Okay,” she gave in. “But just for a half hour.”


🔊 One day after school, Carlos was making a peanut butter and jelly sandwich in the kitchen. The counter faced out the big window into the backyard and the big woods beyond. Carlos had walked back there with his mother once. She was so excited about everything they saw. He was so excited when they turned and headed back home!


🔊 As Carlos sliced his sandwich, he saw something move out of the corner of his eye. At first, he didn't pay attention. But suddenly, he spied it right in the middle of the backyard. It was a big deer!

🔊 Carlos sees a deer in his yard.




 Carlos watched the deer as it nibbled on one of the rotting apples that had fallen from a tree. As it chewed, the deer's **piercing** eyes flitted back and forth across the yard, watching for danger.

 Carlos had never seen a real, live deer. He wanted to take a closer look. He slowly cracked open the back door and slid out onto the porch. The deer knew he was there immediately. It bounded off into the woods, its white tail flashing through the brush like a light as it ran away.

 The deer runs away.





Carlos sees the deer in the woods.




Carlos **descended** the stairs and walked to the edge of the woods. He took several steps inside, peering out to see if he could see the deer.


The deer was nowhere to be seen. But then, as the soft breeze swayed the bushes in one direction, he caught sight of the deer. It was not more than thirty yards away.

“It must be waiting for me to go,” he thought to himself.



Carlos backed his way out of the woods. Then he looked at the remains of the apple the deer was nibbling. That gave him an idea. “I bet the deer will come back to finish that little **delicacy**,” he told himself. “This time I’ll be waiting for it.”

 Carlos quietly walked to the other side of the yard and hid behind some bushes. He stayed as still as he could. Then he peered in the direction from which he thought the deer might reappear. He waited and waited, but the deer didn't appear.

 Just when Carlos was about to give up, he saw the deer nose its way out of the woods. It glanced one way and then the other. Sure that it was safe, it stepped out into the light and found the apple again.

From where he was, Carlos could see its body **quivering**, as if it was a Geiger counter that picked up signs of danger near it. Its dark eyes never seemed to rest as it nibbled. Then a second later, the deer ran off again into the woods.







Carlos went back inside the house. His heart was racing a little. At first, he thought it was just because he had become chilled as the cold dusk started to fall. But then he realized that it was the deer that had made him so excited. In the city, the only animals that he had ever seen were the pigeons and squirrels at the park. This was a real wild animal!



The deer comes back.





The deer comes back for apples.



The next day after school, Carlos made a beeline to his backyard. He shook one of the lower branches of the apple tree until a few apples plunked to the ground. Then he picked himself a good spot from which to wait for the deer.



At first, he didn't think the deer was coming. Then sure enough, it returned. It poked its head out of the brush and glanced in both directions. Then it walked out to the apple tree and nibbled on one of the apples on the ground.

Carlos was a lot closer now. He could see the deer's chest **heaving** as it breathed. It's brown fur rose and fell around its ribs.



"I wonder how close I can get," Carlos wondered. He crawled towards the deer, trying to stay as quiet as possible. But the deer sensed he was there and bolted away.


That gave Carlos an idea. "What if I were a deer?" he thought. "If someone were sneaking up to me, I would be afraid. I would think he'd be trying to hurt me. But if someone was right out there in the open, I wouldn't be so scared. I would think they weren't trying to hurt me."



Carlos tries to get close to the deer.






 The next day, Carlos shook a few more apples out of the tree. This time he didn't hide. He sat in the middle of the yard and waited. It seemed to take forever before the deer finally appeared.

At first, the deer wouldn't come out of the woods. But the lure of the apples was too much for it. Step by step, it made its way out of the woods. Carlos could see that its body was coiled tight like a spring, ready to bolt at the slightest movement by him. He tried to stay as still as he could.

 Inch by inch, the deer moved to the apples. Then finally, with one eye still looking at Carlos, it bent down to take a bite. Carlos could swear that he saw the deer relax a little before its body tensed up again. After a few bites, it was off again.




 Carlos gets close to the deer.

 Now Carlos moved even closer, sitting with his back against the tree. The half-eaten apple was not more than ten feet from him.

A short while later, the deer was back. It nervously approached the apple. Two steps forward, one step back.... One step forward, two steps back....

Finally, the deer bent its neck down to nibble on the apple. Carlos sat there, watching its teeth crunch through the apple skin.

 Just then, Carlos heard the back door open. His mother peered out, “Carlos,” she called.

The deer shot off into the woods.

“I’m sorry,” she said to him, once she realized that she scared away the deer.

“It’s okay, Mom,” Carlos replied. “I know the deer will be back.”

Carlos’s Mom smiled as well. She hadn’t seen Carlos smile in weeks.

 Carlos and his mother talk.



Responding



TARGET SKILL

Story Structure

Who are the characters in *The Deer*? Where does the story take place? What problem does the main character have? How does the problem get solved? Copy and complete the chart below.

Characters: <ul style="list-style-type: none">• Carlos• Mom	Setting: a boy's backyard
Problem:	
Solution:	



Write About It

Text to Self In *The Deer*, Carlos is excited to see a deer in his backyard. Think about a time when you saw a wild animal for the first time. Write a paragraph that tells what happened. Describe what you thought and how you felt.



TARGET VOCABULARY

delicacy

descended

diminishing

fitful

heave

marveling

piercing

quivered

rhythmic

savage



TARGET SKILL

Story Structure

Examine details about characters, setting, and plot.



TARGET STRATEGY

Question

Ask questions about the story before you read, as you read, and after you read.



GENRE

An **adventure** story has exciting events that are full of risk and danger.

Level: P

DRA: 38

Genre:

Adventure

Strategy:

Question

Skill:

Story Structure

Word Count: 1,248

5.4.20

HOUGHTON MIFFLIN

Online Levelled Books



ISBN: 978-0-547-89058-6



9 780547 890586



HOUGHTON MIFFLIN HARCOURT

1508032

Name _____ Date _____

Story Map: _____

Title or Topic _____

The Deer
Graphic Organizer 11

Characters:

- Carlos
- Mom

Setting:

a boy's backyard

Problem:

Solution:

Math Module 5: Topic C & D- Decompose figures to find volume. & Classifying quadrilaterals and shapes.

Please do a few problems every day, There is also video links on DoJo to help as well.

Multiplying fractions

To multiply fractions, we multiply the numerators and then multiply the denominators.

Example 1: Fractions

$$\begin{aligned} & \frac{5}{6} \times \frac{5}{7} \\ &= \frac{5 \times 5}{6 \times 7} \\ &= \frac{25}{42} \end{aligned}$$

Example 2: Mixed numbers

Before multiplying, we need to write the mixed numbers as improper fractions.

$$\begin{aligned} & 2\frac{2}{3} \times 1\frac{3}{5} \\ &= \frac{8}{3} \times \frac{8}{5} \quad [\text{How do we write a mixed number as a fraction?}] \\ &= \frac{8 \times 8}{3 \times 5} \\ &= \frac{64}{15} \end{aligned}$$

We can also write this as $4\frac{4}{15}$.

Cross-reducing

Cross-reducing is a way to simplify before we multiply. This can save us from dealing with large numbers in our product.

Example

$$\begin{aligned}\frac{3}{10} \times \frac{1}{6} \\&= \frac{3 \times 1}{10 \times 6} \\&= \frac{\overset{1}{\cancel{3}} \times 1}{10 \times \underset{2}{\cancel{6}}} \quad [\text{Explain}] \\&= \frac{1}{20}\end{aligned}$$

Practice

PROBLEM 1

$$\frac{5}{8} \times \frac{7}{8}$$

Practice

PROBLEM 2

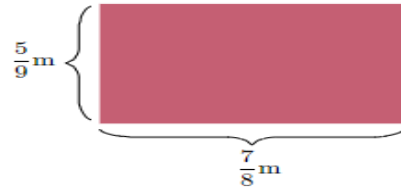
$$\frac{1}{6} \times \frac{4}{5}$$

Practice

PROBLEM 3

$$3 \times 2\frac{2}{5} = \text{ }$$

Find the area of the rectangle.

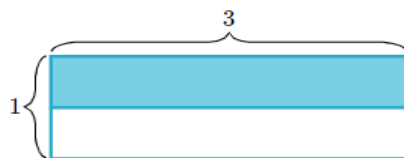


m^2

A rectangular bulletin board is $1\frac{1}{5}$ meters wide and 2 meters long. What is the area of the bulletin board?

m^2

A 1-unit by 3-unit rectangle is shown below.



What is the area of the shaded rectangle?

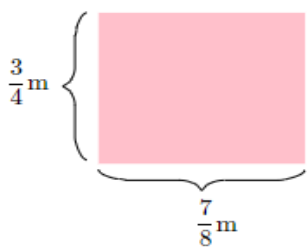
square units

Find the area of the square.



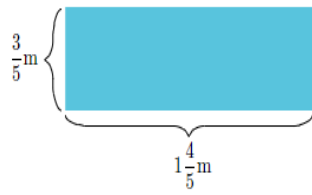
m^2

Find the area of the rectangle.



m^2

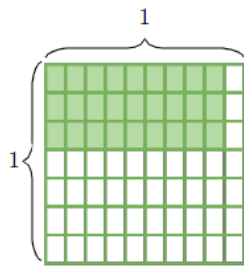
Sergei does yoga on a mat.



What is the area of the mat?

m^2

The area of the entire figure below is 1 square unit.



What is the area of the shaded rectangle?
Write your answer as a fraction.

of a square unit

Which TWO of the following shapes are squares?

Choose 2 answers:

(A)



(B)



(C)



(D)



Which TWO of the following shapes are rectangles?

Choose 2 answers:

(A)



(B)



(C)



(D)



Which TWO of the following shapes are rhombuses?

Choose 2 answers:






Which TWO of the following shapes are squares?

Choose 2 answers:



All squares have four right angles and four sides that are equal in length.

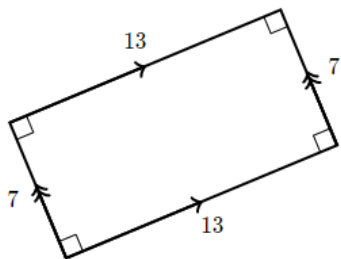
Which of these quadrilaterals are squares?

Quadrilateral	Square/Not square
	<input type="text" value="v"/>
	<input type="text" value="v"/>
	<input type="text" value="v"/>

What kinds of quadrilateral is the shape shown?

The matching arrow labels indicate that two opposite sides are parallel.

[\[Remind me about the shapes.\]](#)



Choose all answers that apply:

☐ A Parallelogram

☐ B Rhombus

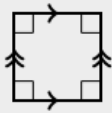
☐ C Rectangle

All parallelograms have opposite sides that are equal in length and parallel.

Which of these quadrilaterals are parallelograms?

The matching arrow labels indicate that two opposite sides are parallel.

Quadrilateral	Parallelogram/Not parallelogram
---------------	---------------------------------



READING MENU 20



After reading, choose 1 question and circle it. Questions 1-6 are best for fiction stories and questions 7-9 are best for nonfiction books. Record your answer to the question in complete sentences.

1. What is the setting of the story? Give evidence to support your answer.	2. Compare and contrast yourself to one of the characters from your text.	3. How does the main character feel about the problem in the story? How do you know?
4. What is your favorite part of the story so far? Why?	5. Would you recommend this story to others? Why or why not? Give specific reasons and examples.	6. Was the author's purpose to persuade, inform or entertain? How do you know?
7. What types of people need to know the facts that are included in your text? Why?	8. How did the illustrations or photographs help you understand the text? Give specific examples.	9. What part of the text was hard to understand? What strategies did you use to help you to comprehend?

SELF CHECK

- ☐ I answered the entire question that I chose.
- ☐ I wrote in complete sentences.
- ☐ I used evidence and examples from the text to support my answer.
- ☐ I edited my work to make sure that it makes sense.

Name: _____


Book Title: _____ Book Author: _____

	0	1	2
Completion	Question is not answered.	Question is partially answered.	Answer is complete.
Sentences	Answer is not in complete sentences.	Answer is in complete sentences.	Answer is in complete sentences and part of the question is used in the answer.
Thoughtfulness	Answer shows little effort or thought.	Answer shows limited thought.	Answer is thoughtful.
Text Evidence	Answer does not include text evidence.	Answer has limited use of text evidence.	Answer is supported with significant text evidence.
Editing	Answer has many errors.	Answer has some errors.	Answer has very few errors.

Name: _____

Book Title: _____ Book Author: _____

The Bicycle



Carefully and neatly copy the following passage

Emma has a new bicycle. It is bright pink and shiny.
It was a gift from her uncle. He hid it behind a bush to
surprise her.

When Emma looked behind the bush and saw the bicycle,
she jumped for joy. It was just what she wanted. She gave
her uncle a big hug.

Handwriting practice lines consisting of solid top and bottom lines with a dashed midline for letter height guidance. There are four sets of these lines provided for copying the passage.

Cookies



Carefully and neatly copy the following passage

Greg likes to help his mom bake cookies. Chocolate chip cookies are his favorite. His mom likes them too.

He adds the chocolate chips to the batter. Then he stirs them in. He forms the batter into little balls and places them on a baking sheet. His mom places the baking sheet in the oven.

Handwriting practice lines consisting of multiple sets of three horizontal lines (top, middle dashed, bottom) for copying the text.

The Ocean



Carefully and neatly copy the following passage

The ocean has bright blue water filled with waves. Many types of fish live in the ocean. Seagulls love flying over the ocean to look for fish. There is soft sand along the shore, and there are pretty seashells in the sand. The ocean is a great place to visit.

Name: _____

Practice 1

After playing in the dirt, Sam went

home
summer
was

 to wash her hands.

Practice 2

On her way home, she

chair
sleep
saw

 an ice cream truck.



C: _____

I: _____

AS: _____

Trace Lake State Park

Next Saturday, everyone in my scout troop will be meeting at Trace Lake State Park at noon for

food and fun with our families. I'm really excited because this weekend is plus ramps one of my favorite events of the pace cabins whole year. There are tons of fun vegetation activities one at the park like soccer, face sports painting adult hikes, nature walks, and even a including fishing other contest. Both parents and children can all come dad and enjoy the beautiful park. The ourselves lake weekend even has boats to rent for all not sites types of water sports. My favorite outdoor families part about the lake, though, is the emergency make fishing. The park also has fishing boats and fishing isn't equipment back. There are plenty of launch ramps. I don't appropriate fishing need a license to fish because I'm under sixteen can scout years old, but my dad had to get people south one so he can fish, too. After a encourages long twenty day of fishing and fun, my reservation water family spends the night in one of the ten swamps linens air-conditioned cabins at the lake. The cabins twelve be hold as many as twelve people. We cabin always even share a cabin with my friend Zev's also family excited. The cabins have everything you need: dark fish towels, linens, and basic cooking supplies, including an favorite outdoor fun grill. We just relax and make too dinner because while enjoying

the view of the ahead
lake
mind from the back porch.

The next porch
sure
day, my dad always organizes a group night
picnic
both with the other scout families. There

courteous
forests
are more than twenty picnic sites in the equipment
types
state park, but we always go to my wander
favorite
children

spot on the south side of the areas
lake
plenty. I think it has the best while
side
view. Plus, it has a picnic pavilion with

dank
lots
so of tables and a grill. Using the area
exercise
case requires an advance reservation, which my dad
sixteen
really

always makes months ahead of time.

Everything
Activities
Another great part about Trace Lake State Park is its twenty-five miles
ten
safety of trails. My mom

encourages my conditioned
pavilion
sister and I to do a lot of hiking
face
friends. Even though hiking isn't my favorite

hikes
activity
walks, I don't mind. The trails wander through most
dense
using hardwood forests and dank swamps. From

all
disposal
next my years of scouting, I know the names
always
wildlife of most of the wildlife and dense
vegetation
principle common

to the area. Because the trails
license
great go into remote areas, I always make
better
family sure an adult comes with me

and my towels
friends
supplies when I hike.

An important scouting group principle flashlight is to remember to be courteous and many exercise careful safety while hiking. It is always think tables better to hike with a group of friend friends take and carry a cell phone and parents flashlight to park use in case of an makes then emergency. When we hike at the park, we finish always scouting pace ourselves so that we can lots need finish the hike before it is dark outside. We troop are dinner also extra careful not to bother the animals come requires or vegetation. If we take food, we garbage always activity remember to carry all garbage back to the part cabin best for appropriate disposal.

