

School Report Card 2017 - 2018

For more detailed information, please visit <http://msrc.mdek12.org>.

Amite County Elementary Amite County School District

Grade

F



3457 South Greensburg Road P.O. Box 308
Liberty, MS 39645
LeTina Guice
lguice@amite.k12.ms.us

Identified for

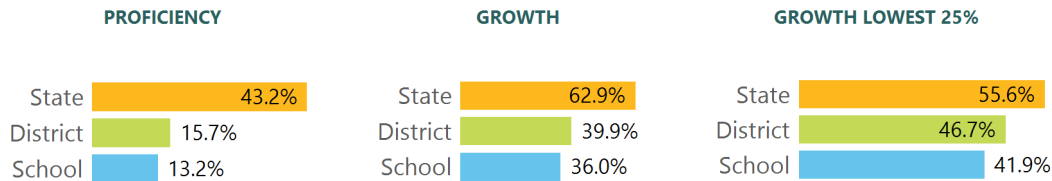
Additional Targeted Support & Improvement

SCHOOL ACCOUNTABILITY GRADE COMPONENTS

Mississippi's accountability system assigns "A" through "F" letter grades for schools and districts. Grades are based on student achievement, student growth, student participation in testing, and other academic measures.

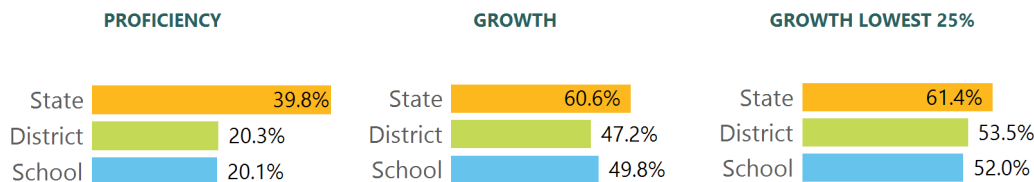
Math

Measurements of student performance on the statewide math assessment.



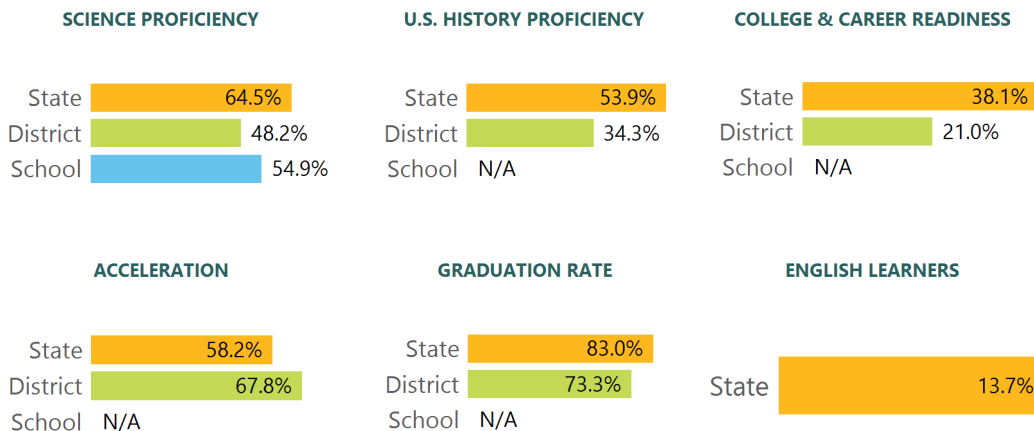
English

Measurements of student performance on the statewide English language arts (ELA) assessment.



Other Measures

Other measurements of student performance that factor into the accountability grade.



TEACHER DATA

44.7

Teachers



84.5%

Experienced Teachers

2.1%

Provisional Teachers

97.9%

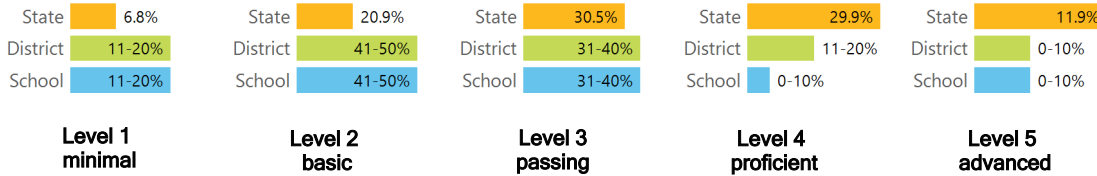
In-field Teachers

DETAILED ASSESSMENT AND OTHER DATA

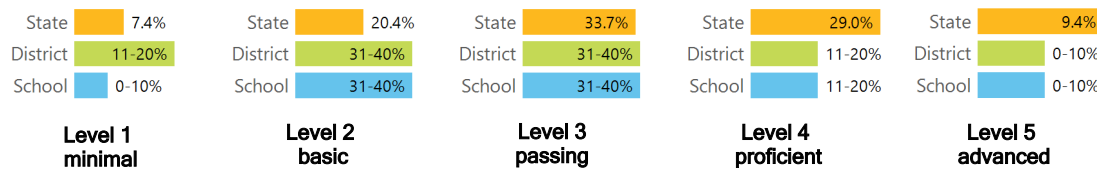
Student Performance

The following information shows each level of student performance on statewide assessments.

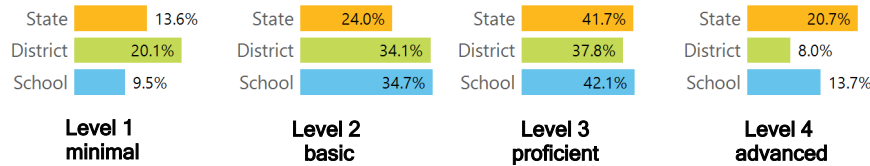
MATH



ENGLISH



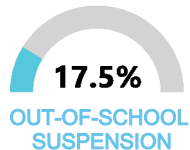
SCIENCE



Assessment Participation



Discipline



* Source: 2015-2016 Civil Rights Data Collection

OTHER DATA



27.4%

Chronic Absenteeism



\$11,726.89

Per-Pupil Expenditure

To access User Guide and see more detailed information, please visit <http://msrc.mdek12.org>.

Last Updated: 03/28/2019.