

# Franklin County School District

## School Closure Packet

Week One: April 6, 2020

Grade: PRE-K, K, 1, 2, 3, 4, 5, 6,  
7, 8, 9, 10, 11, 12 (Please circle)

Name:

---

Homeroom or First Period Teacher:

---

## Preschool Standards

### Week of April 6

- Recognize upper-and lower-case letter Ww and Xx.
- Demonstrate awareness of the relationship between sound and letters.  
\*Ww & Xx
- Identify primary colors.
- Identify a circle.

#### Songs on YouTube:

- \*Letter W Song by Have Fun Teaching
- \* Letter X Song by Have Fun Teaching
- \*ABC Kick Box by Dr. Jean
- \*Let's Get Fit, Count to 10 by Jack Hartmann
- \*The Thing About Spring by Daniel Kirk read by Miss Sofie's Story Time

Practice counting by one from 20.


1, 2, 3, 4, 5.....

Count backwards from 10.

10, 9, 8, 7, 6, 5, 4, 3, 2, 1, Blast Off

\*please continue writing your child's name & going over the letters in their name.

Tell my babies I love & miss them ♡  
- Mrs. KK




Handwriting practice lines consisting of solid top and bottom lines with a dashed middle line. There are seven such sets of lines provided for practice.







# Ww Highlight-a-Letter!

Highlight the letters Ww. Then trace and write the letters.

w	Z	W	o
T	W	a	W
w	C	K	W
H	W	I	W



Name: \_\_\_\_\_



Color the crayons to match their labels.

# Xx Highlight-a-Letter!

Highlight the letters Xx. Then trace and write the letters.

e	X	P	c
D	X	x	X
x	J	X	a
X	R	Q	X

X

X

X

X

x


x


x


x

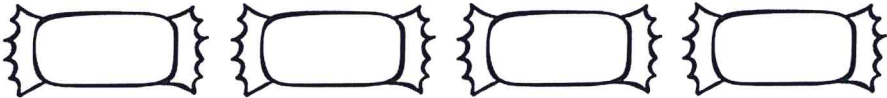
Name \_\_\_\_\_

Count and color the box with the correct number.

	8
	9

	2
	3


	6
	5

	3
	4

Reproduce on index paper. Color and cut out. Connect two strips together by overlapping at dotted areas at both ends.

# "Spring Windsock"


(Page 1 of 2.)





# "Spring Windsock"

(Page 2 of 2.)



Reproduce on construction paper. Color and cut out flowers. Cut along dotted lines on some flowers. Bend petals up slightly. Glue to windsock on small "x" areas. Cut strips of crepe paper (pink, yellow, green, etc.) and glue to bottom of windsock. Punch holes in windsock to string yarn. Hang from ceiling.