



School Council
Agenda
January 24, 2020

1. Call to Order
2. Pledge of Allegiance
3. Approval of Agenda
4. Recognition of Visitors
5. Introduction of members -
 - Jeremy Pass – parent rep
 - Ramsey Orr – parent rep
 - Jess Worrell – teacher rep
 - Jennifer Coleman – teacher rep
 - VaRee Harrell – principal
 - Andrea Underhill – parent/business rep
 - Sharon Lunceford – parent/business rep
6. Report of the Principal– CCRPI, Climate Star Rating, Re-zoning, Parking lot
7. Additional comments/concerns
8. Adjournment

Mission Statement: **Our mission is to produce high achieving students with outstanding character.**

Vision Statement: **Our mission is for Matt Arthur students to be 21st century learners and leaders.**

AdvancED School Quality Factors (2018)

Clear Direction - The capacity to define and clearly communicate to stakeholders the direction, mission, and goals that the institution is committed to achieving.

Healthy Culture - The shared values, beliefs, written and unwritten rules, assumptions, and behavior of stakeholders within the school community that shape the school's social norms and create opportunities for everyone to be successful.

High Expectations - An institution's stated commitment to expectations for all stakeholders, including student learning outcomes, teacher quality, leadership effectiveness, community engagement and parent involvement.

Impact of Instruction - The capacity of every teacher to purposefully and intentionally create an environment that empowers all learners to be successful and reach expected levels of achievement, including readiness to transition to the next level of learning or career pathway.

Resource Management - The ability of an institution to plan, secure, and allocate its resources (human, material, and fiscal) to meet the needs of every learner.

Efficacy of Engagement - The capacity to engage learners and other stakeholders in an effective manner to improve learning outcomes.

Implementation Capacity - The ability of an institution to consistently execute actions designed to improve organizational and instructional effectiveness.



September 13, 2019

Matt Arthur Elementary School Council Minutes

“Preparing Matt Arthur Students to be 21st Century Learners and Leaders”

Present:

Dr. VaRee Harrell
Ms. Jennifer Coleman
Jeremy Pass
Andrea Underhill
Sharon Lunceford

Absent

Ramsey Orr
Jess Worrell

Call to Order at 7:35 AM – Dr. Harrell

Pledge of Allegiance – Dr. Harrell

Approval of Agenda – Motion made by Jeremy Pass
Seconded by Sharon Lunceford
Number Approved: 5

Recognition of Visitors – None

Elect Officers – Motion to keep officers the same by Dr. Harrell
Seconded by Sharon Lunceford
Number Approved: 5

Report of Principal:

- PBIS- recognizing teachers and students with perfect attendance
- Professional Learning Committees goals for student achievement

Motion to Adjourn at 8:00 AM by Dr. Harrell
Seconded by Ms. Underhill

CCRPI SCORES		2019	Content Mastery	Progress	Closing Gaps	Readiness	Grad Rate	2019	%point Diff	2018	2017	2016	2015	2014
System Elementary Score	85.5	75.2	89.3	100.0	83.6	-	85.5	12.6	73.0	79.5	79.9	79.1	78.6	
State Elementary Score	77.1	67.6	84.4	73.8	80.9	-	77.1	-0.8	77.8	72.9	71.7	76.0	72.7	
Bonaire Elementary	79.2	88.9	72.5	64.6	87.2	-	79.2	-2.3	81.5	76.8	80.8	79.9	80.3	
C.B. Watson Primary PK-2	55.8	49.5	83.4	40.0	74.2	-	55.8	-2.2	58.0	N/A	N/A	61.7	-	
Centerville Elementary	79.4	74.5	79.2	86.5	81.6	-	79.4	11.5	67.8	85	78.8	87.6	89.1	
David Perdue Elementary 3-5	89.5	81.0	94.7	100.0	85.3	-	89.5	15.3	74.2	77.2	78.5	76.2	76.6	
David Perdue Primary PK-2	61.6	76.7	96.9	10.7	79.9	-	61.6	-14.2	75.8	N/A	N/A	77.8	91.2	
Eagle Springs Elementary	83.4	74.0	83.7	100.0	84.4	-	83.4	14.8	68.6	79	73.6	75.5	84.7	
Hilltop Elementary	82.6	78.9	95.4	58.3	83.8	-	82.6	0.0	82.5	79.8	84.4	80.7	74.2	
Kings Chapel Elementary	92.9	98.9	86.3	100.0	90.3	-	92.9	14.6	78.4	92.2	73.4	70.9	84.8	
Lake Joy Elementary	95.5	91.9	100.0	100.0	89.7	-	95.5	15.5	80.0	85.8	84.7	85.4	87.9	
Lake Joy Primary PK-2	91.2	93.2	100.0	90.0	88.4	-	91.2	8.7	82.5	N/A	N/A	88.7	92.8	
Langston Road Elementary	85.5	84.4	82.7	93.8	86.0	-	85.5	10.8	74.8	87.4	89.7	77.6	-	
Lindsey Elementary	67.6	43.4	98.8	37.5	72.0	-	67.6	1.8	65.8	65.1	65.7	64.4	64.6	
Matt Arthur Elementary	93.0	94.1	95.4	89.6	89.8	-	93.0	14.1	78.9	89.5	81.4	81.1	84.5	
Miller Elementary	70.3	57.3	84.4	52.3	78.7	-	70.3	6.6	63.7	76	68.5	67.6	77.7	
Morningside Elementary	83.9	66.2	94.4	100.0	80.0	-	83.9	14.8	69.1	72.5	78.9	72.5	80.2	
Northside Elementary	78.6	66.2	92.5	67.5	81.0	-	78.6	1.4	77.2	75.2	78.5	85.6	82.9	
Parkwood Elementary	74.2	47.7	87.4	97.7	73.1	-	74.2	14.0	60.2	55.2	69.3	70.5	83.5	
Pearl Stephens Elementary 3-5	66.3	50.9	79.6	50.0	78.2	-	66.3	-3.0	69.3	70.0	61.9	59.9	47.2	
Quail Run Elementary	88.0	85.4	100.0	65.9	87.7	-	88.0	0.5	87.5	90.3	87.4	82.2	89.1	
Russell Elementary	72.5	65.6	79.9	55.8	82.2	-	72.5	-4.0	76.4	83.7	86.2	79.5	80.5	
Shirley Hills Elementary	80.1	71.1	77.8	100.0	82.8	-	80.1	19.7	60.4	80.7	83.4	81.9	78.0	
Tucker Elementary	84.4	73.2	92.2	91.7	82.3	-	84.4	12.1	72.4	82.5	63.9	72.3	63.0	
Westside Elementary	66.9	46.3	81.5	63.6	74.5	-	66.9	8.4	58.4	61.4	69.2	76.7	80.4	
System Middle Score	81.4	73.2	81.8	91.7	85.1	-	81.4	-0.5	81.9	76.5	76.3	74.7	78.2	
State Middle Score	72.1	66.3	80.3	50.0	82.8	-	72.1	-4.1	76.2	73.0	71.5	71.2	73.8	
Crossroads Center	Too Few Students	Too Few Students	Too Few Students	Too Few Students	64.9	-	Too Few Students	Too Few Students	33.9	N/A	43.7	60.3	-	
Bonaire Middle	83.4	84.1	87.5	63.3	90.2	-	83.4	-2.1	85.5	82.3	82.4	82.0	84.8	
Feagin Mill Middle	86.9	84.1	86.7	89.7	89.4	-	86.9	8.8	78.1	88.3	89.2	83.5	88.5	
Huntington Middle	81.7	63.1	90.0	98.2	82.5	-	81.7	11.7	70.0	76.0	72.5	70.6	72.4	
Mossy Creek Middle	87.2	85.8	87.5	85.0	90.4	-	87.2	0.0	87.2	82.2	84.1	80.1	88.1	
Northside Middle	68.6	56.3	78.1	57.1	79.2	-	68.6	-8.1	76.8	64.9	66.0	69.9	77.5	
Perry Middle	78.6	74.2	82.2	70.8	84.9	-	78.6	0.6	78.1	76.7	73.5	76.4	80.1	
Thomson Middle	74.3	69.1	82.7	55.0	81.7	-	74.3	-5.1	79.3	75.0	82.7	70.1	72.0	
Warner Robins Middle	78.1	66.0	76.5	100.0	82.5	-	78.1	8.7	69.4	78.3	74.9	71.2	75.5	
System High Score	80.7	73.3	84.7	81.9	79.2	88.4	80.7	2.9	77.9	85.4	79.7	77.9	71.0	
State High Score	77.0	69.4	82.1	80.0	74.5	82.6	77.0	1.8	75.3	77.0	75.7	75.8	68.4	
Crossroads Center	55.1	43.6	73.4	100.0	37.4	29.4	55.1	8.2	46.9	59.7	49.3	47.3	-	
Houston County High	94.6	92.9	97.8	100.0	87.7	95	94.6	2.1	92.5	97.0	86.8	89.7	82.0	
Northside High	69.9	59.5	74.5	59.7	70.8	87.7	69.9	0.0	70.0	80.2	72.6	71.1	66.7	
Perry High	82.1	74.6	86.5	80.4	80.1	91.2	82.1	4.7	77.4	86.5	78.0	75.6	71.5	
Veterans High	86.5	85.7	88.2	80.4	85.3	90.2	86.5	3.0	83.6	94.6	89.1	87.9	81.7	
Warner Robins High	68.4	54.1	75.0	64.1	68.4	86.5	68.4	3.1	65.3	73.8	71.4	66.1	64.3	
DISTRICT SINGLE SCORE	83.1	-	-	-	-	88.4	83.1	6.5	76.6	81.0	79.5	78.1	76.6	
STATE SINGLE SCORE	Pending	-	-	-	-	82.6	Pending	Pending	76.6	75.0	73.6	75.5	72.3	



School Name

Matthew Arthur Elementary School X

Enrollment:

792

School District

Houston County

Positive Behavioral Interventions and Supports

Active - Installing




2019 Star Rating



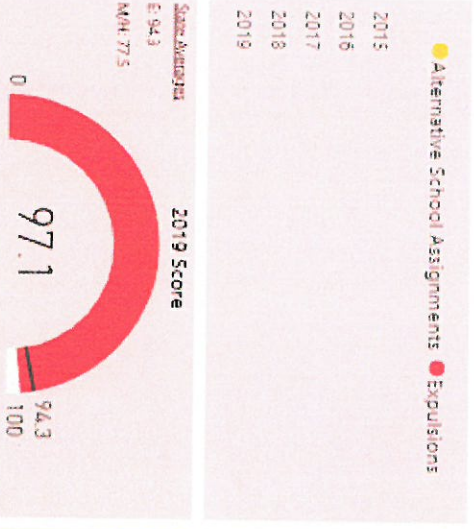
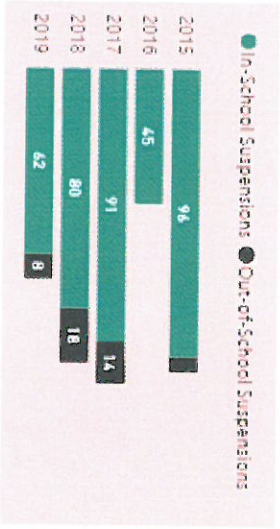
Attendance

For students: the percentage of students absent less than 10% of enrolled days. For teachers, staff, and admin: total leave days, divided by total attendance days.




Discipline

Disciplinary actions are weighted and given a point value. The final score is an inverse of weighted suspension rate and total enrollment; higher scores = fewer disciplinary actions.



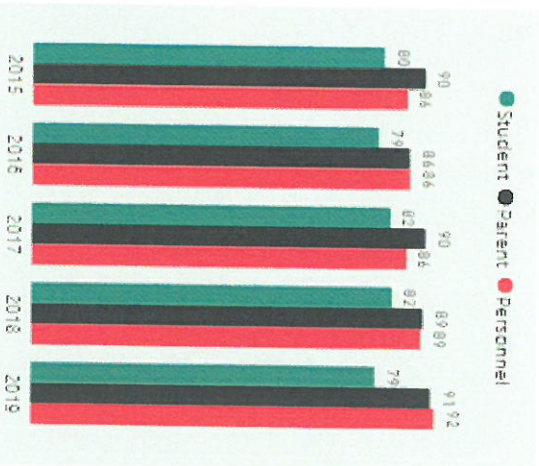
Safe & Substance Free

Recorded incidents are divided into groups, and calculated with resources to student surveys (only Middle and High schools use survey responses).



Climate Perception

Survey responses are coded and averaged by group (students, parents, and personnel). A 75% participation rate is required for students and personnel responses to be included.





January 24, 2020
Matt Arthur Elementary School Council Minutes
“Preparing Matt Arthur Students to be 21st Century Learners and Leaders”

Present:

Dr. VaRee Harrell
Jennifer Coleman
Jeremy Pass
Ramsey Orr
Andrea Underhill
Sharon Lunceford

Absent

Jess Worrell

Call to Order at 7:35 AM – Dr. Harrell

Pledge of Allegiance – Dr. Harrell

Approval of Agenda – Motion made by Sharon Lunceford

Seconded by Jennifer Coleman

Number Approved: 5

Recognition of Visitors – None

Report of Principal:

- CCRPI-discussed growth and contributing factors (knight academy and PLC)
- Climate Star Rating- first time getting 5 star rating. Contributing factors (PBIS and acknowledgement of attendance)
- Re-Zoning- parent meeting Thursday at 6, projected to lose 100 kids
- Parking lot- will be done this summer

Additional comments/concerns-

- Lunceford-sponsor a breakfast for teachers
- Dr. Kelly Rush moved Langston Road
- Mrs. Miliner will be new API
- Sub APD Dr. Leech

Motion to Adjourn at 8:00 AM by Jeremy Pass

Seconded by Ramsey Orr