

# Cut & Paste Readers

## Days of the Week



by Lavinia Pop

**Thank you** for downloading this product; I hope you will enjoy using it and that it will be a valuable resource for you! I value your feedback, so please don't hesitate to contact me if you have any concerns whatsoever as I will endeavour to address them. And if you like what I've done, please let me know by leaving feedback at my online store :)

*Lavinia*

[lavinia@inmyworld.com.au](mailto:lavinia@inmyworld.com.au)

ILLUSTRATIONS Just So Scrappy 2, Pink Cat Studio, TeacherScrapbook, Little Red, Jessica Weible Illustrations, Dancing Crayon Designs, Ink 'n Little Things, Ramona Majdis, Kari Bolt

[www.justsoscrappytoo.com](http://www.justsoscrappytoo.com)   [www.pinkcatstudio.com](http://www.pinkcatstudio.com)   [www.teacherspayteachers.com/Store/Teacherscrapbook](http://www.teacherspayteachers.com/Store/Teacherscrapbook)  
[www.teacherspayteachers.com/Store/Littlered](http://www.teacherspayteachers.com/Store/Littlered)   [www.shopjwillustrations.com](http://www.shopjwillustrations.com)   [www.dancingcrayon.com](http://www.dancingcrayon.com)  
[www.teacherspayteachers.com/Store/Ink-N-Little-Things](http://www.teacherspayteachers.com/Store/Ink-N-Little-Things)   [www.teacherspayteachers.com/Store/Ramona-Majdis](http://www.teacherspayteachers.com/Store/Ramona-Majdis)  
[www.teacherspayteachers.com/Store/Kari-Bolt](http://www.teacherspayteachers.com/Store/Kari-Bolt)

FONTS [www.schoolfonts.com.au](http://www.schoolfonts.com.au)

PRINTING TIP: This resource has been designed for printing on A4-sized paper. If you are printing on a different size, select "shrink to printable area" or "print to fit page" (or a similar option) in order for the contents of this unit to print correctly.

Copyright © 2013-2014 by Lavinia Pop – All rights reserved by author.

Purchase of this item entitles the purchaser the right to reproduce the pages for personal and classroom use. Duplication for other classes, an entire school or commercial purposes is strictly prohibited without written permission from the author. Minor editing is permitted only for personal use, however the document remains under copyright even when edited. Posting this item in whole or in part on the Internet in any form is strictly prohibited and is a violation of the Digital Millennium Copyright Act (DMCA). Please be fair and don't share! If you are not the original purchaser of this file, please visit my blog to obtain a link to one of my online stores. [www.inmyworld.com.au](http://www.inmyworld.com.au)

Click to connect...



[www.inmyworld.com.au](http://www.inmyworld.com.au)



[www.facebook.com/inmyworldlavinia](http://www.facebook.com/inmyworldlavinia)



[www.pinterest.com/lavinia](http://www.pinterest.com/lavinia)

# Introduction

## **About this book:**

This unit contains 2 sets of cut and paste Days of the week readers; the first with a sentence and picture support and the second with writing lines and no pictures.

## **Directions for use:**

To Assemble: Print the pages from the booklet you wish to use, stack them on top of each other and cut in half on the dotted lines. Staple them on the left side where indicated. Cut the end page that contains the days of the week word tiles in half, along the dotted lines; each student will receive a half page containing the 7 days of the week word tiles to cut and paste into their booklet.


The aim is for children to colour the pictures in their booklets and then to cut and paste the days of the week letter tiles in correct order in the empty spaces. They can then have fun reading their booklet to friends and family, if it is to be sent home.

If you choose to use the booklet with handwriting lines, have students write a sentence about each day and then draw a picture.

Happy Teaching :)

# Days


of the  
Week





Name: \_\_\_\_\_

# Days


of the  
Week





Name: \_\_\_\_\_





I can read a book.



I can read a book.



We can play a game.




We can play a game.

--	--	--	--	--	--	--	--	--



We can eat our lunch.

--	--	--	--	--	--	--	--	--



We can eat our lunch.



--	--	--	--	--	--	--	--



We can make crafts.


--	--	--	--	--	--	--	--



We can make crafts.




--	--	--	--	--	--



We can do math.

--	--	--	--	--	--



We can do math.

--	--	--	--	--	--	--	--


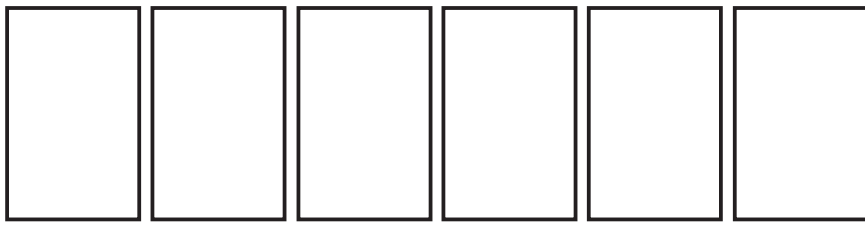


We can make bubbles.


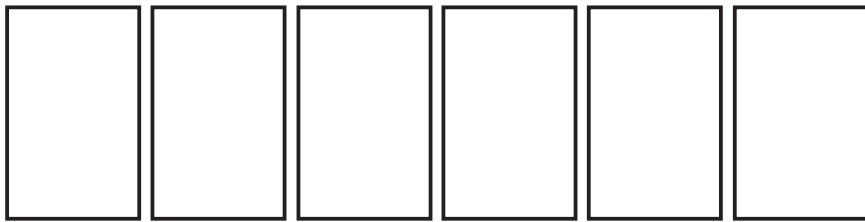
--	--	--	--	--	--	--	--



We can make bubbles.



We can have a nap.



We can have a nap.

M	a	d	n	y	o			
T	s	a	e	d	y	u		
W	e	a	d	s	n	y	d	e
T	a	r	s	d	h	y	u	
F	d	y	a	r	i			
S	r	t	d	u	a	y	a	
S	d	a	n	y	u			

M	a	d	n	y	o			
T	s	a	e	d	y	u		
W	e	a	d	s	n	y	d	e
T	a	r	s	d	h	y	u	
F	d	y	a	r	i			
S	r	t	d	u	a	y	a	
S	d	a	n	y	u			

Days

of the Week

Name: \_\_\_\_\_

Days

of the Week

Name: \_\_\_\_\_









[illegible][illegible]







M	a	d	n	y	o
T	s	a	e	d	y
W	e	a	d	s	n
T	a	r	s	d	h
F	d	y	a	r	i
S	r	t	d	u	a
S	d	a	n	y	u

M	a	d	n	y	o
T	s	a	e	d	y
W	e	a	d	s	n
T	a	r	s	d	h
F	d	y	a	r	i
S	r	t	d	u	a
S	d	a	n	y	u