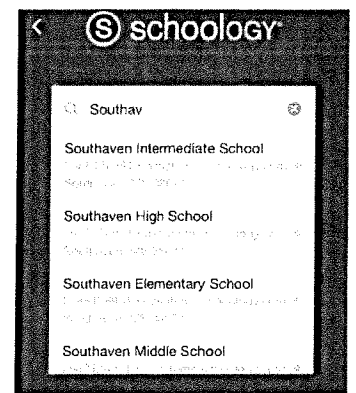
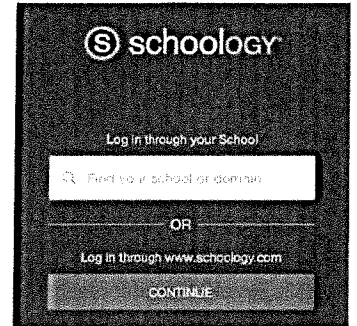


### Login Instructions for iPad or Android App users

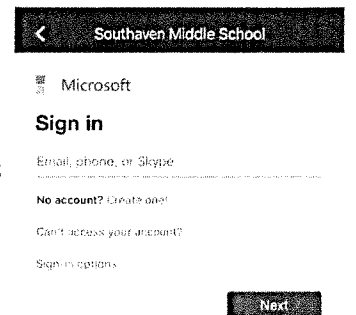
If you are using an iOS or Android device, you may download the Schoology app instead of accessing your courses in a browser.

- Search for Schoology in the App Store and install it.
- On the first screen, you will need to tap where it says 'Find Your School' in the white box.
  - When you begin typing the name of your school, you will see it automatically fill in with your choices. In this example, entering Southaven will bring up each of the Southaven schools.
- Choose your school.



This will then bring up the Microsoft Single Sign-On screen.

- Enter your Office 365 credentials.
  - **Username:** Students' usernames are constructed using the following formula:  
First initial of first name, + first initial of last name, + last 6 digits of their lunch number.
    - Example: If Amy King's lunch number is 1234567, her DCS User account / email address is ak234567@dcsms.org
  - **Password:**
    - K-12 Students: The password is the same as your computer password and is your school mascot + your date of birth (mmddyy).
      - Example: Your school is Hernando Elementary, and your birthdate is July 8, 2014, your password is Tigers070814



School Mascots	
Center Hill Mustangs	Lake Cormorant Gators
DeSoto Central Jaguars	Lewisburg Patriots
Hernando Tigers	Olive Branch Quistors
Horn Lake Eagles	Southaven Chargers

If you have any questions, please visit <http://www.dcsdms.org/tickets/> to submit a help ticket.

Dear DCS Student,

Great news—we're now using Schoology (pronounced: Skoo'-luh-jee), an award-winning learning management system. Now you can access your courses, assignments, and content by logging into one place! With your student account in Schoology you can:

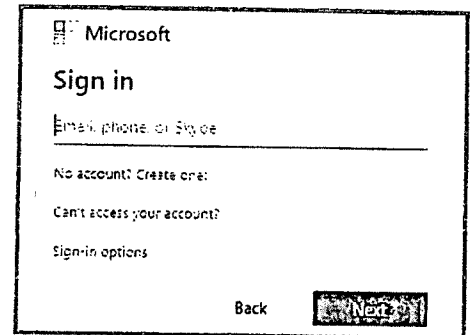
- |                             |                             |
|-----------------------------|-----------------------------|
| ✓ Access your Courses       | ✓ View your Grades          |
| ✓ Complete Assessments      | ✓ Collaborate within Groups |
| ✓ Submit Assignments        | ✓ Receive Updates           |
| ✓ Communicate with Teachers | ✓ Manage your Calendar      |

Since an account has already been created for you, all you have to do is log in! To help you get started, you have already been enrolled in your Courses.

#### How Do I Log Into My Account?

You can log into your account following these steps:

- In your browser, navigate to our domain, <https://desotoms.schoology.com/home>
- Enter your Office 365 credentials.
  - **Username:** Students' usernames are constructed using the following formula:  
First initial of first name, + first initial of last name, + last 6 digits of their lunch number.
    - Example: If Amy King's lunch number is 1234567, her DCS User account / email address is ak234567@dcsms.org
  - **Password:**
    - K-12 Students: The password is the same as your computer password and is your school mascot + your date of birth (mmddyy).
      - Example: Your school is Hernando Elementary, and your birthdate is July 8, 2014, your password is Tigers070814



School Mascots	
Center Hill Mustangs	Lake Comorant Gators
DeSoto Central Jaguars	Lewisburg Patriots
Hernando Tigers	Olive Branch Quistors
Horn Lake Eagles	Southaven Chargers

We think you will find that Schoology is intuitive and user-friendly. If you have any questions, please visit <http://www.dcsdms.org/tickets/> to submit a help ticket.

Sincerely,  
DeSoto County Schools

Querido Estudiante de DCS,

Buenas noticias—ahora estamos utilizando Schoolology (pronunciado: Sku'-lah-jee), un galardonado sistema de gestión del aprendizaje. ¡Ahora puede acceder a sus cursos, tareas y contenido iniciando sesión en un solo lugar! Con su cuenta de estudiante en Schoolology puedes:

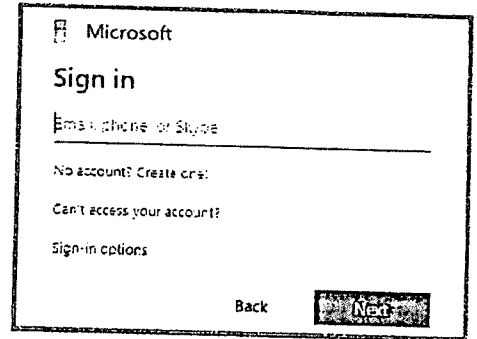
- |                              |                            |
|------------------------------|----------------------------|
| ✓ Acceder a tus cursos       | ✓ Ver tus calificaciones   |
| ✓ Completar exámenes         | ✓ Colaborar con grupos     |
| ✓ Enviar tareas              | ✓ Recibir actualizaciones  |
| ✓ Comunicar con los maestros | ✓ Administra tu calendario |

Como ya se ha creado una cuenta para usted, ¡todo lo que tiene que hacer es iniciar sesión! Para ayudarlo a comenzar, ya se ha inscrito en sus Cursos.

**¿Cómo Inicio Sesión en Mi Cuenta?**

Puede iniciar sesión en su cuenta siguiendo estos pasos:

- En su navegador, navegue a nuestro dominio, <https://desotoms.schoolology.com/home>
- Ingrese sus credenciales de Office 365.
  - **Nombre de Usuario:** Los nombres de usuario de los estudiantes se construyen usando la siguiente fórmula:  
Primera inicial del primer nombre, + primera inicial del apellido, + últimos 6 dígitos de su número de almuerzo.
    - Ejemplo: Si el número de almuerzo de Amy King es 1234567, su cuenta de usuario DCS/dirección de correo electrónico es ak234567@dcsms.org
  - **Contraseña:**
    - Estudiantes K-12: La contraseña es la misma que la contraseña de su computadora y es la mascota de su escuela + su fecha de nacimiento (mmddyy).
      - Ejemplo: Tu escuela es Hernando Elementary y tu fecha de nacimiento es el 8 de julio de 2014, tu contraseña es Tigers070814



School Mascots	
Center Hill Mustangs	Lake Cormorant Gators
DeSoto Central Jaguars	Lewisburg Patriots
Hernando Tigers	Olive Branch Quistors
Horn Lake Eagles	Southaven Chargers

Creemos que encontrará que Schoolology es intuitivo y fácil de usar. Si tiene alguna pregunta, visite <http://www.dcsdms.org/tickets/> para enviar un ticket de ayuda.

Sinceramente,  
Distrito Escolar del Condado de DeSoto