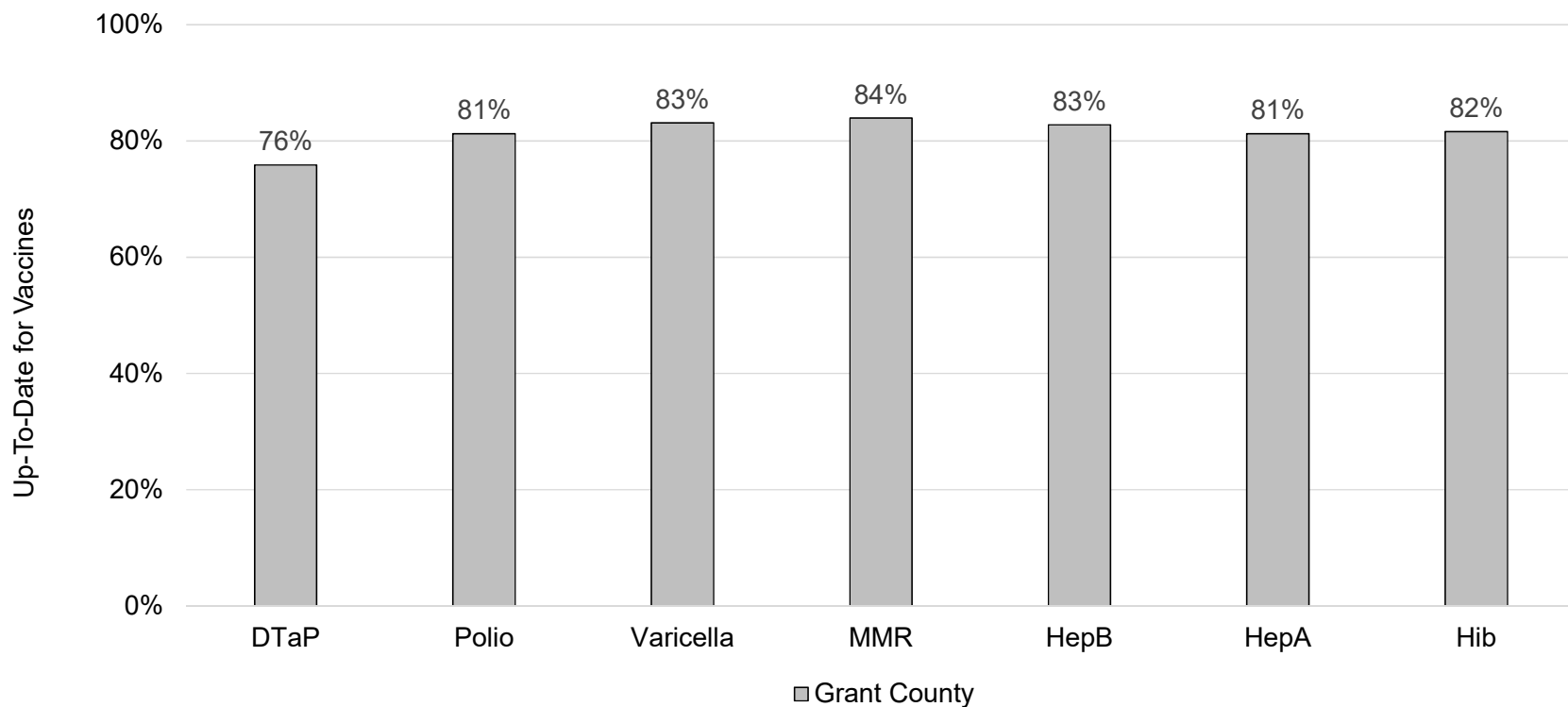


How many kids younger than school-age* are up-to-date on vaccines in your county?



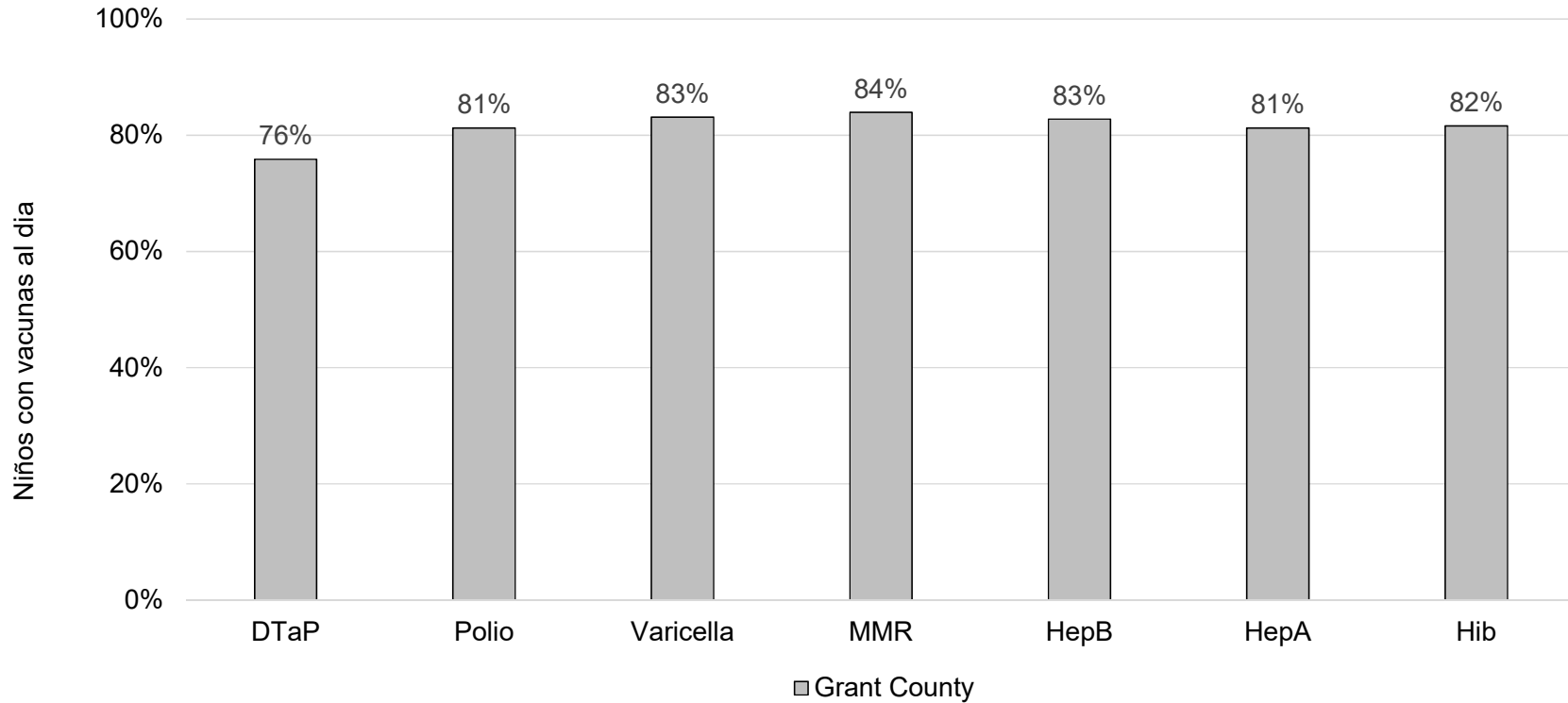
*Children age 19 months as of 01/17/2018 through 5 years as of 09/01/2017

Assessment date: 03/05/2018

Data source: Oregon Alert IIS



Cuántos niños menores de edad escolar* están al día con vacunas en su condado?



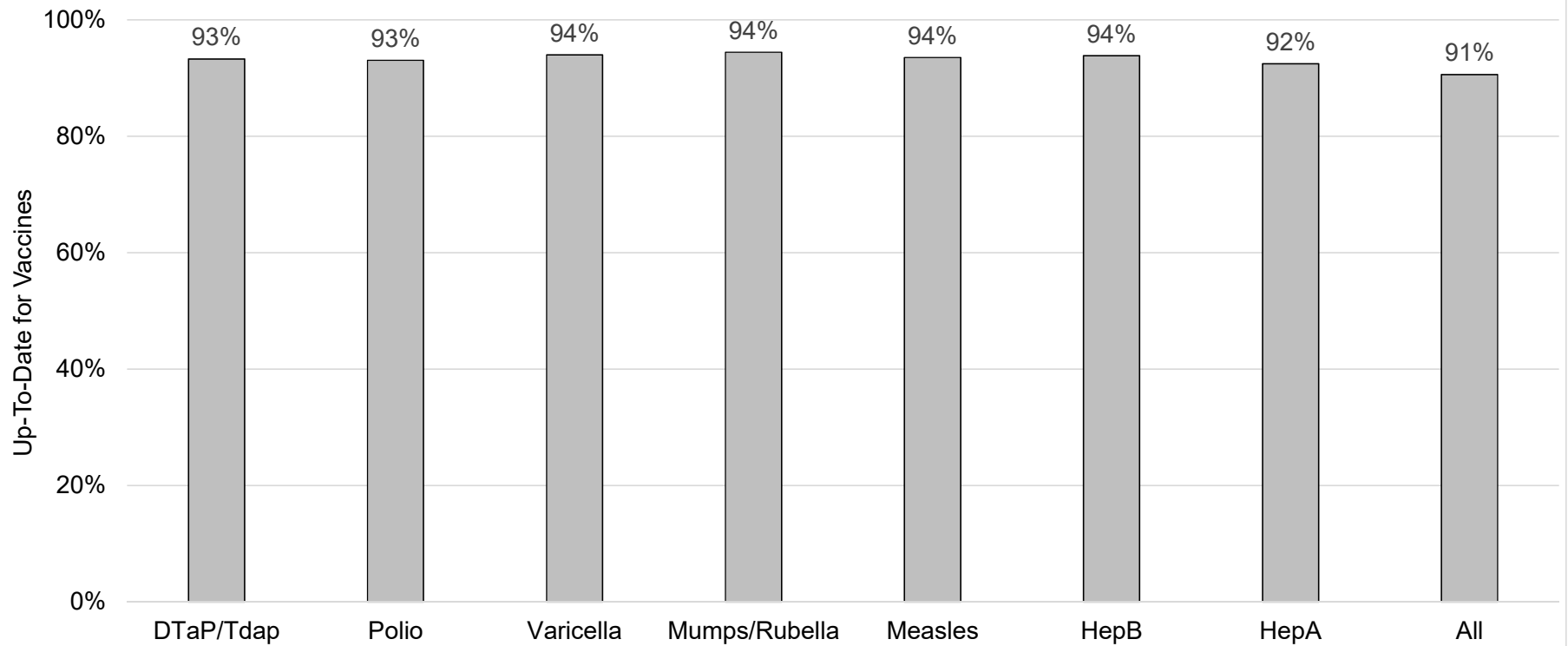
*Niños de 19 meses de edad en 07/01/2018 hasta 5 años de edad efectivo

Fecha de evaluación: 05/03/2018

Fuente de datos: Oregon Alert IIS



How many school-age kids* are up-to-date on vaccines in your county?



*Kindergarten through 12th grade

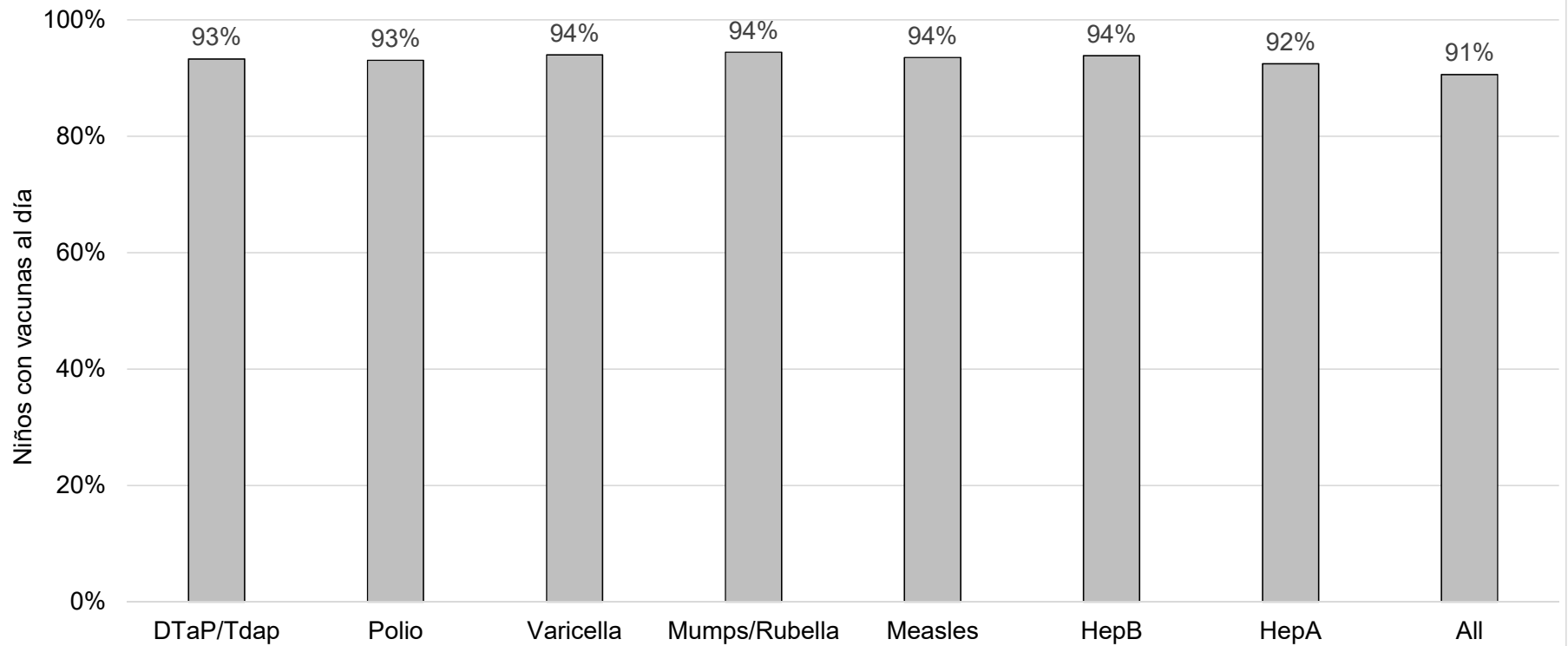
Assessment date: 03/05/2018

Data source: Immunization Primary Review Summary Reports

□ Grant County



¿Cuántos niños en edad escolar* están al día con las vacunas en su condado?



* Jardín de infancia hasta el grado 12

Fecha de evaluación: 05/03/2018

Fuente de datos: Informes de Resumen de Inmunización Primaria

□ Grant County



(1 of 3)

Seneca School

City	SENECA
# of students counted in the school's report	30
# Not Counted (Tracked by another site or attend fewer than 5 days per year)	0
% with all vaccines required	83
% Vaccinated: DTaP/Tdap	97
% Vaccinated: Polio	100
% Vaccinated: Varicella	97
% Vaccinated: MMR1	90
% Vaccinated: MMR2	90
% Vaccinated: HepB	100
% Vaccinated: HepA	100
% Nonmedical Exemptions Any Vaccines	10
% Nonmedical Exemption: DTaP/Tdap	0
% Nonmedical Exemption: Polio	0
% Nonmedical Exemption: Varicella	0
% Nonmedical Exemption: MMR2	10
% Nonmedical Exemption: Mumps	10
% Nonmedical Exemption: Rubella	10
% Nonmedical Exemption: HepB	0
% Nonmedical Exemption: HepA	0
% Nonmedical Exemption: All Vaccines	0
% No Record	0
% Medical Exemptions	3