

WEEKLY

Lessons 1st Grade

WEEK OF:
April 13-17

reading

Monday-

- Skill-ai/ay
- Lexia 20 minutes

Tuesday-

- Skill- ea (as in bread, read)
- Lexia 20 minutes

Wednesday-

- Skill-oa/ow
- Lexia 20 minutes

Thursday-

- Skill – ie/igh
- Lexia 20 minutes

DON'T forget P.E activities.

math

Monday-

- Skill-tens and ones
- Reflex 20 minutes

Tuesday-

- Skill-ordering 3 numbers
- Reflex 20 minutes

Wednesday-

- Skill- greater than/less than

- Reflex 20 minutes

Thursday-

- Skill-greater/less/equal to
- Reflex 20 minutes

A link will be sent out that will take you to daily skill videos.
Please see your packets to know what worksheets
correlate with daily lessons.

IMPORTANT

information

Meals will still be distributed M and W.
See tech page for passwords and links for online learning.

Check PPS website for important information!

I'm a Good Babysitter 1.27

When I turned twelve years old I got to babysit for the first time. My aunt asked my parents if I could babysit my cousin. My aunt and uncle wanted to go to the movies. They said they would pay me! My cousin is two and still wears diapers. She knows me pretty well because my mother and my aunt are sisters. We spend a lot of weekends together and we live in the same town.

My parents talked it over and said yes. My uncle picked me up after supper and took me to their house. My cousin was waiting at the door. She was ready for bed and wearing her slippers. My aunt told me when to change her and put her in bed.

My aunt said we could both have graham crackers and apple juice for a snack and that my cousin loved bedtime stories. She gave me her cell phone number in case I had a problem. Mom called me about three times while I was babysitting. She said it was to make sure I was doing okay.

My cousin didn't even cry when her mom and dad drove away. I read her 'Goodnight, Moon,' and 'Pat the Bunny.' I washed her face and changed her. She didn't even cry when I put her in bed. Once my aunt called to see if everything was all right. I just watched TV until they came home. I think babysitting is fun and I hope my aunt asks me again.

13
26
39
52
63
76
88
100
112
126
137
149
162
174
182
193
204
217
231
243
252

Practice

M _____
T _____
W _____
Th _____

Practice at home

M _____
T _____
W _____
Th _____

Parent's Signature: _____

I'm a Good Babysitter 1.27 Use Complete Sentences

Monday:

Why do the main character's aunt and uncle need a babysitter?

What can you tell from the first paragraph about how the main character feels about babysitting?

Wednesday:

This story takes place at

My uncle picked me up after supper and took me to their house. What is a synonym for supper in this sentence?

Tuesday:

What happened right before he/she saw his/her cousin waiting at the door?

Why did the aunt give him/her, her cell phone number?

Thursday:

What sentence in paragraph four helps the reader know that the baby cousin was not upset when her parents left?

How does the main character feel at the end of the story? Do you think she will want to baby sit in the future?

1st Grade High-Frequency Words

Unit 3

before	does	good-bye	oh	right	won't	nothing
done	know	push	visit	wait	afraid	stays
again	few	how	read	soon	away	things
car	friends	house	our	school	very	day
any	enough	ever	every	own	sure	were
always	become	everything				

SIGHT WORD

practice menu

Grab a flashlight, your favorite book, and turn off the lights! Read your book and try to find your sight words. When you find one, write it down.

Play a board game, like Monopoly. When you move spaces, pick a sight word to spell. For example, if you move four spaces, pick a four letter word to spell with each move.

Write your sight words with rainbow colors.

Write your sight words with white crayon. Then, color over them with a different color crayon or marker.

Build your sight words with legos.

Have an adult write your sight words with sidewalk chalk outside. Then, have them call out a sight word for you to find. Once you find it, spray it with a spray bottle.

Build your sight words with craft sticks.

Play hopscotch with sight words (instead of numbers in the boxes, write sight words).



Play sight word memory match.

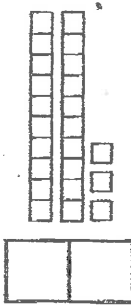
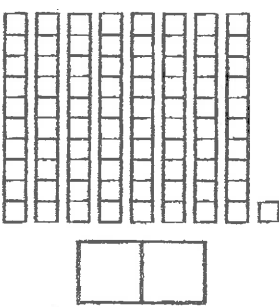
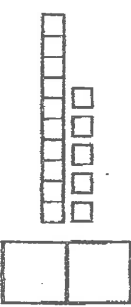
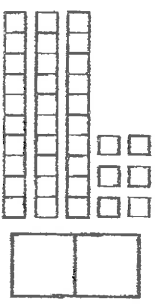
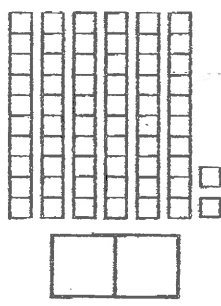
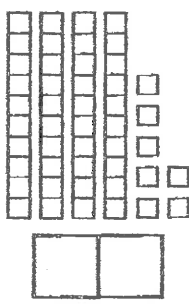
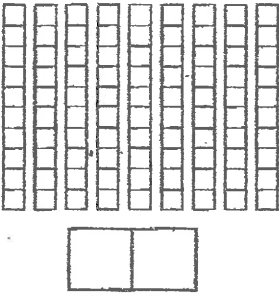
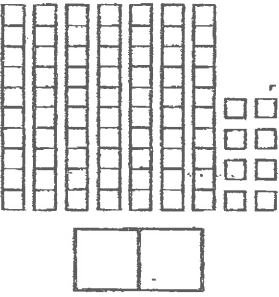
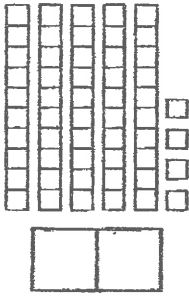
Name _____

Off to the Races!

 Write how many tens and ones.

 Write the number.



<p>A.</p>  <p>tens ones</p> <p>_____</p>	<p>B.</p>  <p>tens ones</p> <p>_____</p>	<p>C.</p>  <p>tens ones</p> <p>_____</p>
<p>D.</p>  <p>tens ones</p> <p>_____</p>	<p>E.</p>  <p>tens ones</p> <p>_____</p>	<p>F.</p>  <p>tens ones</p> <p>_____</p>
<p>G.</p>  <p>tens ones</p> <p>_____</p>	<p>H.</p>  <p>tens ones</p> <p>_____</p>	<p>I.</p>  <p>tens ones</p> <p>_____</p>

Unit 4.1 Mama's Birthday Present

Use the color-code to color the picture. Finish coloring the picture with colors of your choice.

way = brown

day = yellow

gray = gray

train = green

tail = purple

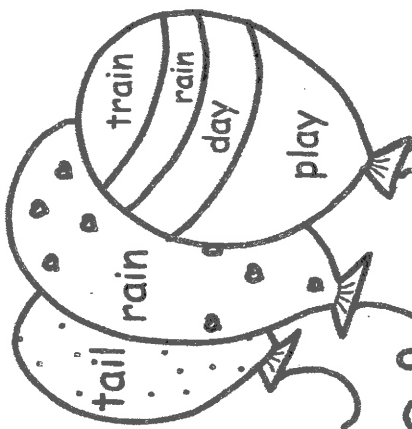
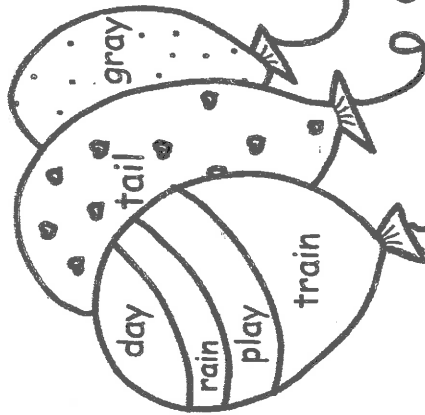
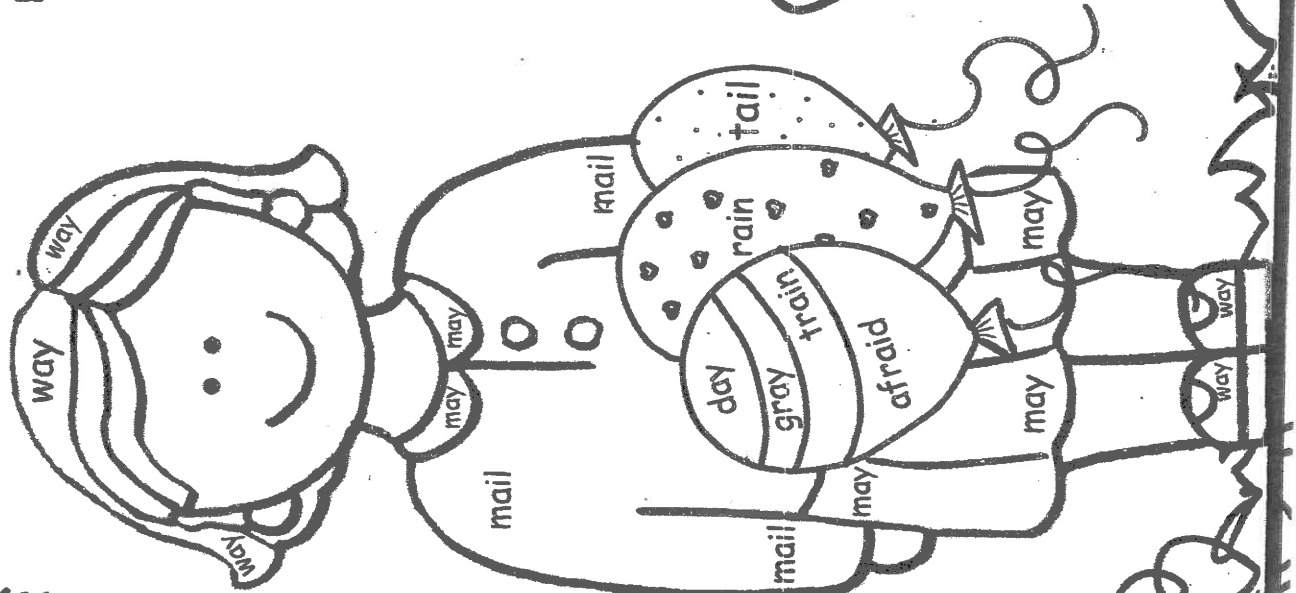
may = blue

mail = red



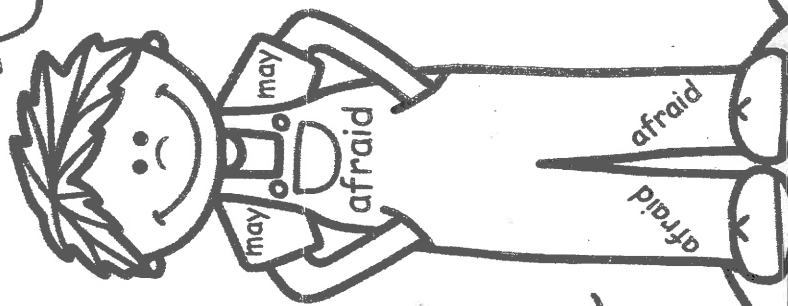
play = orange

rain = pink

afraid = orange




A banner with the text "Happy Birthday!" written on it. The banner is part of a larger illustration that includes a birthday cake and balloons.



Name: _____


OCTOPUS ORDER

Put each of the octopus's bubbles in order.




Least to Greatest

_____, _____, _____, _____




Least to Greatest

_____, _____, _____, _____




Greatest to Least

_____, _____, _____, _____




Greatest to Least

_____, _____, _____, _____




Least to Greatest

_____, _____, _____, _____




Least to Greatest

_____, _____, _____, _____



Greatest to Least



Greatest to Least

_____, _____, _____, _____

April 14


Name: _____

Cinderella 4.2

Sort the vowel digraph ea words.



ea like
bread



ea like
easel

eat

team

head

lean

dead

deaf

dream

dread

thread

clean

Joan's Boat

Joan has her own boat. Her sail has many colors. Five goats got on Joan's boat. "Where can I take you?" asked Joan. The first goat gave Joan a map. "Please show us that soap store," said the goat. "Oh, no!" cried one goat.

"Can you see that hole?" "Grab that pail!" yelled Joan. "I hope this boat will still float!"

Joan and the goats saved Joan's boat. But then the wind did not blow. "Do not moan, Joan," said those nice goats. "Show us how to row."

The goats helped, but Joan's boat was slow. Then Joan saw a fast boat. "Will you tow my boat?" asked Joan. Joan and the goats went home.

Highlight the words that contain /oa/ and /ow/ and then write them below

Name _____

Greater Than or Less Than

HOMEWORK

> Greater than

< Less than

= Equal to

90	>	51
----	---	----

19	<	61
----	---	----

60	=	60
----	---	----

Directions: Compare the numbers with >, <, or =.

20		7
----	--	---

50		60
----	--	----

8		88
---	--	----

16		60
----	--	----

10		99
----	--	----

30		43
----	--	----

79		70
----	--	----

47		96
----	--	----

10		10
----	--	----

17		19
----	--	----


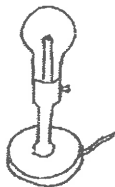





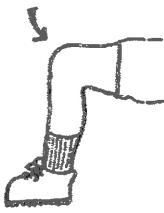


69		40
----	--	----

98		59
----	--	----

Name _____ Date _____

Decoding Test - igh, ie, kn, wr

Look at each picture. Fill in the bubble by the correct word.

<p>1.</p>  <p> ① might ② night ③ right ④ nice </p>	<p>2.</p>  <p> ① live ② lime ③ light ④ fight </p>
<p>3.</p>  <p> ① tight ② time ③ bright ④ tie </p>	<p>4.</p>  <p> ① spies ② lie ③ pine ④ pie </p>
<p>5.</p>  <p> ① flips ② dries ③ flies ④ files </p>	<p>5.</p>  <p> ① cries ② fries ③ crib ④ crack </p>
<p>7.</p>  <p> ① knife ② knot ③ kneel ④ knob </p>	<p>8.</p>  <p> ① knee ② knit ③ keep ④ knock </p>
<p>9.</p>  <p> ① wrist ② wren ③ bite ④ write </p>	<p>10.</p>  <p> ① wrong ② wreck ③ wrap ④ rack </p>

name _____

April 14

Less Than, Equal to, or Greater Than?

Compare the numbers with $<$, $>$, or $=$.

$55 \bigcirc 38$

$28 \bigcirc 34$

$48 \bigcirc 84$

$58 \bigcirc 49$

$13 \bigcirc 45$

$29 \bigcirc 31$

$99 \bigcirc 84$

$80 \bigcirc 70$

$43 \bigcirc 29$

$27 \bigcirc 27$

$81 \bigcirc 72$

$36 \bigcirc 58$

$16 \bigcirc 61$

$63 \bigcirc 36$

$39 \bigcirc 43$

$92 \bigcirc 88$



APRIL AT HOME WORKOUT PPS 2020

SUN

MON

TUE

WED

THU

FRI

SAT

1

National Walking Day: Take a brisk walk outside with a grown up.

2

National PBJ and Burrito Day make something healthy as a family

3

Play a tag game or run 3 laps around your house

4

Stretch your muscles today and take in some Vitamin C

5

Help at home and clean: Dust, mop, vacuum. This counts as physical activity

6

Try how many of each exercise you can do in 1 minute: Jumping Jacks, curl up, push up,

7

Set up a toss game with shoe boxes or laundry baskets to toss at. Use socks, tennis balls or news paper.

8

Try Cosmic Kids stretches on a computer with a grown up

9

Spell your name fitness workout

10

Try YouTube fitness Joe Wicks: The Body Coach TV

11

Go for a walk with your pet for National Pet Day

12

Do a scavenger hunt or Easter Egg Hunt- How far will you walk?

13

Dance for 3 songs

14

It's National Gardening Day. Clean your yard or a neighbors yard with a grown up.

15

Try animal movements: Crab walk, Flamingo Stand, Frog Jump, Duck Walk

16

Pick a sports book to read

17

Ride a bike or scooter wearing a helmet

18

Play a board game and add some exercises to it

19

Make something healthy to eat today use HEAL for ideas

20

YouTube Geo Motion TV

21

Make 10 shots shooting a paper ball into a trash can using BEEF ques.

22

Practice tossing and tracking skills by tossing & catching with a ball & cup.

23

Run 4 laps around your yard.

24

YouTube: Taebo Cardio work out. Billy Blanks Kids

25

Go Noodle Day

26

Counthow many lateral hops you can complete.

27

Make 10 underhand toss into a basket.

28

10 jumping
10 arm circles
10 squats
10 scissor

29

Go Noodle: Indoor recess

30

Use sidewalk chalk to create a hop scotch course



Websites to Continue Learning At Home



READING :

- Lexia - Students use it in their classrooms on a regular basis and is a part of our curriculum.
- Epic - This site has hundreds of books, including AR books and read alouds. Class Code: gvp7101
- Storyline Online - Favorite stories are read by movie stars.
- Starfall - Contains content that helps with reading, math and phonics.
- Cookie - It contains a variety of reading, phonics and math games.
- Education.com - Games are listed by grade, subject and Common Core standards for both reading and math.
- Follette Destiny - An online resource of books from our library. Directions for use can be found on our school's FaceBook page. <https://acboe.follettdestiny.com/>
- ABC Mouse- This site has tons of curriculum related games for both reading and math. Code: SCHOOL1208
- Teach Your Monster To Read-

MATH :

- Reflex- Students login at home to practice math fact fluency.
- Math Playground- Students may select grade level and chosen skill. They can challenge themselves and also play against other players.
- Turtle Diary- Games are listed based on grade level and skills. They also have videos for many skills as well as free worksheets.
- Abcya- Here you will find games your child can play to reinforce math and language arts common core standards.
- Funbrain- Play games while practicing math skills. There is also a collection of books to read.
- Sheppard Software- There are tons of games to reinforce a multitude of math skills.
- Arcademics - It features math and phonics games.
- Learninggamesforkids.com - Math games are sorted by grade level and skills.
- Soft Schools - There are games and printable worksheets for math and reading.

Apps:



For more apps go to <https://christiemetz.educatorpages.com>