


Report on the

# Pickens County Board of Education

Pickens County, Alabama

October 1, 2017 through September 30, 2018

Filed: June 21, 2019



## Department of Examiners of Public Accounts

401 Adams Avenue, Suite 280  
Montgomery, Alabama 36104-4338  
P.O. Box 302251  
Montgomery, Alabama 36130-2251  
Website: [www.examiners.alabama.gov](http://www.examiners.alabama.gov)

*Rachel Laurie Riddle, Chief Examiner*





Rachel Laurie Riddle  
Chief Examiner

State of Alabama  
Department of  
**Examiners of Public Accounts**

P.O. Box 302251, Montgomery, AL 36130-2251  
401 Adams Avenue, Suite 280  
Montgomery, Alabama 36104-4338  
Telephone (334) 242-9200  
FAX (334) 242-1775

Honorable Rachel Laurie Riddle  
Chief Examiner of Public Accounts  
Montgomery, Alabama 36130

Dear Madam:

Under the authority of the *Code of Alabama 1975*, Section 41-5A-19, as added by Act Number 2018-129, I submit this report on the results of the audit of the Pickens County Board of Education, Pickens County, Alabama, for the period October 1, 2017 through September 30, 2018.

Sworn to and subscribed before me this  
the 31<sup>st</sup> day of May, 20    .

*Delvin Hancock*  
Notary Public

Respectfully submitted,

*Michael K Hall*

Michael K. Hall  
Examiner of Public Accounts

rb



---

---

## *Table of Contents*

---

---

	<i>Page</i>
<b>Summary</b>	A
<p>Contains items pertaining to federal, state and local legal compliance, Board operations and other matters.</p>	
<b>Independent Auditor's Report</b>	B
<p>Reports on whether the financial information constitutes a fair presentation of the financial position and results of financial operations in accordance with generally accepted accounting principles (GAAP).</p>	
<b><u>Basic Financial Statements</u></b>	1
<p>Provides the minimum combination of financial statements and notes to the financial statements that is required for the fair presentation of the Board's financial position and results of operations in accordance with GAAP.</p>	
Exhibit #1      Statement of Net Position	2
Exhibit #2      Statement of Activities	4
Exhibit #3      Balance Sheet – Governmental Funds	6
Exhibit #4      Reconciliation of the Balance Sheet of Governmental Funds to the Statement of Net Position	8
Exhibit #5      Statement of Revenues, Expenditures and Changes in Fund Balances – Governmental Funds	9
Exhibit #6      Reconciliation of the Statement of Revenues, Expenditures and Changes in Fund Balances of Governmental Funds to the Statement of Activities	11
Exhibit #7      Statement of Fiduciary Net Position	12
Exhibit #8      Statement of Changes in Fiduciary Net Position	13



---

---

## *Table of Contents*

---

---

	<i>Page</i>
<b>Notes to the Financial Statements</b>	14
<b><u>Required Supplementary Information</u></b>	44
Provides information required by the Governmental Accounting Standards Board (GASB) to supplement the basic financial statements. This information has not been audited and no opinion is provided about the information.	
Exhibit #9     Schedule of the Employer’s Proportionate Share of the Collective Net Pension Liability	45
Exhibit #10    Schedule of the Employer’s Contributions – Pensions	47
Exhibit #11    Schedule of the Employer’s Proportionate Share of the Collective Net Other Postemployment Benefits (OPEB) Liability – Alabama Retired Education Employees’ Health Care Trust	49
Exhibit #12    Schedule of the Employer’s Contributions – Other Postemployment Benefits (OPEB) – Alabama Retired Education Employees’ Health Care Trust	50
<b>Notes to Required Supplementary Information for Other Postemployment Benefits (OPEB)</b>	51
Exhibit #13    Schedule of Revenues, Expenditures and Changes in Fund Balances – Budget and Actual – General Fund	52
Exhibit #14    Schedule of Revenues, Expenditures and Changes in Fund Balances – Budget and Actual – Special Revenue Fund	56
<b><u>Supplementary Information</u></b>	60
Contains financial information and notes relative to federal financial assistance.	
Exhibit #15    Schedule of Expenditures of Federal Awards	61
<b>Notes to the Schedule of Expenditures of Federal Awards</b>	62





---

---

## *Table of Contents*

---

---

	<i>Page</i>
<b><u>Additional Information</u></b>	63
Provides basic information related to the Board, including reports and items required by generally accepted government auditing standards and/or Title 2 U. S. <i>Code of Federal Regulations</i> Part 200, <i>Uniform Administrative Requirements, Cost Principles, and Audit Requirements for Federal Awards (Uniform Guidance)</i> for federal compliance audits.	
Exhibit #16 <b>Board Members and Administrative Personnel</b> – a listing of the Board members and administrative personnel.	64
Exhibit #17 <b>Report on Internal Control Over Financial Reporting and on Compliance and Other Matters Based on an Audit of Financial Statements Performed in Accordance With <i>Government Auditing Standards</i></b> – a report on internal controls related to the financial statements and on whether the Board complied with laws and regulations which could have a direct and material effect on the Board’s financial statements.	65
Exhibit #18 <b>Report on Compliance for Each Major Federal Program and Report on Internal Control Over Compliance Required by the <i>Uniform Guidance</i></b> – a report on internal controls over compliance with requirements of federal statutes, regulations, and the terms and conditions of federal awards applicable to major federal programs, and an opinion on whether the Board complied with federal statutes, regulations, and the terms and conditions of its federal awards which could have a direct and material effect on each major program.	67
Exhibit #19 <b>Schedule of Findings and Questioned Costs</b> – a schedule summarizing the results of audit findings relating to the financial statements as required by <i>Government Auditing Standards</i> and findings and questioned costs for federal awards as required by the <i>Uniform Guidance</i> .	70

---





Department of  
**Examiners of Public Accounts**

**SUMMARY**

**Pickens County Board of Education  
October 1, 2017 through September 30, 2018**

The Pickens County Board of Education (the “Board”) is governed by a five-member body elected by the citizens of Pickens County. The members and administrative personnel in charge of governance of the Board are listed in Exhibit 16. The Board is the governmental agency that provides general administration and supervision for Pickens County public schools, preschool through high school.

This report presents the results of an audit the objectives of which were to determine whether the financial statements present fairly the financial position and results of financial operations and whether the Board complied with applicable laws and regulations, including those applicable to its major federal financial assistance programs. The audit was conducted in accordance with auditing standards generally accepted in the United States of America and the standards applicable to financial audits contained in *Government Auditing Standards* issued by the Comptroller General of the United States as well as the requirements of the Department of Examiners of Public Accounts under the authority of the *Code of Alabama 1975*, Section 41-5A-12, as added by Act Number 2018-129.

An unmodified opinion was issued on the financial statements, which means that the Board’s financial statements present fairly, in all material respects, its financial position and the results of its operations for the fiscal year ended September 30, 2018.

Tests performed during the audit did not disclose any significant instances of noncompliance with applicable state or local laws and regulations.

Board members and administrative personnel, as reflected on Exhibit 16, were invited to discuss the results of this report at an exit conference. Individuals in attendance were: Superintendent, Jamie Chapman; Chief School Financial Officer, Jennifer Shirley; and Board Member, Michael Hinton. Also in attendance were representatives from the Department of Examiners of Public Accounts: Shelley Patrenos, Audit Manager, and Michael K. Hall, Examiner.

---

*This Page Intentionally Blank*

---

---

*Independent Auditor's Report*

## **Independent Auditor's Report**

Members of the Pickens County Board of Education,  
Superintendent and Chief School Financial Officer  
Carrollton, Alabama

### **Report on the Financial Statements**

We have audited the accompanying financial statements of the governmental activities, each major fund, and the aggregate remaining fund information of the Pickens County Board of Education, as of and for the year ended September 30, 2018, and the related notes to the financial statements, which collectively comprise the Pickens County Board of Education's basic financial statements as listed in the table of contents as Exhibits 1 through 8.

### **Management's Responsibility for the Financial Statements**

The management of the Pickens County Board of Education is responsible for the preparation and fair presentation of these financial statements in accordance with accounting principles generally accepted in the United States of America; this includes the design, implementation, and maintenance of internal control relevant to the preparation and fair presentation of financial statements that are free from material misstatement, whether due to fraud or error.

### **Auditor's Responsibility**

Our responsibility is to express opinions on these financial statements based on our audit. We conducted our audit in accordance with auditing standards generally accepted in the United States of America and the standards applicable to financial audits contained in **Government Auditing Standards**, issued by the Comptroller General of the United States. Those standards require that we plan and perform the audit to obtain reasonable assurance about whether the financial statements are free from material misstatement.

An audit involves performing procedures to obtain audit evidence about the amounts and disclosures in the financial statements. The procedures selected depend on the auditor's judgment, including the assessment of risks of material misstatement of the financial statements, whether due to fraud or error. In making those risk assessments, the auditor considers internal control relevant to the entity's preparation and fair presentation of the financial statements in order to design audit procedures that are appropriate in the circumstances, but not for the purpose of expressing an opinion on the effectiveness of the entity's internal control. Accordingly, we express no such opinion. An audit also includes evaluating the appropriateness of accounting policies used and the reasonableness of significant accounting estimates made by management, as well as evaluating the overall presentation of the financial statements.

We believe that the audit evidence we have obtained is sufficient and appropriate to provide a basis for our audit opinions.

### Opinions

In our opinion, the financial statements referred to above present fairly, in all material respects, the respective financial position of the governmental activities, each major fund, and the aggregate remaining fund information of the Pickens County Board of Education, as of September 30, 2018, and the respective changes in financial position thereof for the year then ended in accordance with accounting principles generally accepted in the United States of America.

### Emphasis of Matter

As discussed in Note 12 to the financial statements, during fiscal year 2018, the Pickens County Board of Education adopted new accounting guidance, Governmental Accounting Standards Board (GASB) Statement Number 75, **Accounting and Financial Reporting for Postemployment Benefits Other Than Pensions**, as amended by GASB Statement Number 85, **Omnibus 2017**. Our opinion is not modified with respect to this matter.

### Other Matters

#### *Required Supplementary Information*

Accounting principles generally accepted in the United States of America require that the Management's Discussion and Analysis (MD&A), the Schedule of the Employer's Proportionate Share of the Collective Net Pension Liability, the Schedule of the Employer's Proportionate Share of the Collective Net Other Postemployment Benefits (OPEB) Liability, the Schedules of the Employer's Contributions and the Schedules of Revenues, Expenditures and Changes in Fund Balances – Budget and Actual, (Exhibits 9 through 14), be presented to supplement the basic financial statements. Such information, although not a part of the basic financial statements, is required by the Governmental Accounting Standards Board who considers it to be an essential part of financial reporting for placing the basic financial statements in an appropriate operational, economic, or historical context. We have applied certain limited procedures to the required supplementary information in accordance with auditing standards generally accepted in the United States of America, which consisted of inquiries of management about the methods of preparing the information and comparing the information for consistency with management's responses to our inquiries, the basic financial statements, and other knowledge we obtained during our audit of the basic financial statements. We do not express an opinion or provide any assurance on the information because the limited procedures do not provide us with sufficient evidence to express an opinion or provide any assurance.

Management has omitted the Management's Discussion and Analysis (MD&A) that accounting principles generally accepted in the United States require to be presented to supplement the basic financial statements. Such missing information, although not a part of the basic financial statements, is required by the Governmental Accounting Standards Board who considers it to be an essential part of financial reporting for placing the basic financial statements in an appropriate operational, economic, or historical context. Our opinion on the basic financial statements is not affected by this missing information.


*Supplementary Information*

Our audit was conducted for the purpose of forming opinions on the financial statements that collectively comprise the Pickens County Board of Education's basic financial statements. The accompanying Schedule of Expenditures of Federal Awards (Exhibit 15), as required by Title 2 U. S. *Code of Federal Regulations* Part 200, *Uniform Administrative Requirements, Cost Principles, and Audit Requirements for Federal Awards (Uniform Guidance)*, is presented for the purposes of additional analysis and is not a required part of the basic financial statements.

The accompanying Schedule of Expenditures of Federal Awards is the responsibility of management and was derived from and relates directly to the underlying accounting and other records used to prepare the basic financial statements. Such information has been subjected to the auditing procedures applied in the audit of the basic financial statements and certain additional procedures, including comparing and reconciling such information directly to the underlying accounting and other records used to prepare the basic financial statements or to the basic financial statements themselves, and other additional procedures in accordance with auditing standards generally accepted in the United States of America. In our opinion, the Schedule of Expenditures of Federal Awards is fairly stated, in all material respects, in relation to the basic financial statements as a whole.

**Other Reporting Required by Government Auditing Standards**

In accordance with *Government Auditing Standards*, we have also issued our report dated May 29, 2019, on our consideration of the Pickens County Board of Education's internal control over financial reporting and on our tests of its compliance with certain provisions of laws, regulations, contracts and grant agreements and other matters. The purpose of that report is solely to describe the scope of our testing of internal control over financial reporting and compliance and the results of that testing, and not to provide an opinion on the effectiveness of the Pickens County Board of Education's internal control over financial reporting or on compliance. That report is an integral part of an audit performed in accordance with *Government Auditing Standards* in considering the Pickens County Board of Education's internal control over financial reporting and compliance.



Rachel Laurie Riddle  
Chief Examiner  
Department of Examiners of Public Accounts

Montgomery, Alabama

May 29, 2019



---

# *Basic Financial Statements*

***Statement of Net Position***  
***September 30, 2018***

	<b>Governmental Activities</b>
<b><u>Assets</u></b>	
Cash and Cash Equivalents	\$ 5,427,679.16
Cash with Fiscal Agent	664,346.55
Investments	458,290.67
Ad Valorem Property Taxes Receivable	1,776,907.60
Receivables (Note 4)	415,140.50
Inventories	58,508.89
Capital Assets (Note 5):	
Nondepreciable	9,079,073.17
Depreciable, Net	11,289,948.76
Total Assets	<u>29,169,895.30</u>
<b><u>Deferred Outflows of Resources</u></b>	
Employer Pension Contribution	1,675,899.84
Proportionate Share of Collective Deferred Outflows Related to Net Pension Liability	1,215,000.00
Employer Other Postemployment Benefits (OPEB) Contribution	657,172.00
Total Deferred Outflows of Resources	<u>3,548,071.84</u>
<b><u>Liabilities</u></b>	
Accounts Payable	2,873.35
Unearned Revenue	7,413.01
Salaries and Benefits Payable	2,130,153.84
Accrued Interest Payable	56,930.78
Long-Term Liabilities:	
Portion Payable Within One Year:	
Notes Payable	93,013.29
Bonds Payable	269,230.77
Compensated Absences	124,502.67
Portion Payable After One Year:	
Notes Payable	714,334.94
Certificates of Participation Payable	783,000.00
Bonds Payable	8,974,931.31
Net Pension Liability	20,350,000.00
Net Other Postemployment Benefits (OPEB) Liability	19,313,543.00
Total Liabilities	<u>\$ 52,819,926.96</u>

The accompanying Notes to the Financial Statements are an integral part of this statement.

	<b>Governmental Activities</b>
<b><u>Deferred Inflows of Resources</u></b>	
Unavailable Revenue-Property Taxes	\$ 1,749,803.37
Revenue Received in Advance-Motor Vehicle Taxes	106,079.30
Proportionate Share of Collective Deferred Inflows Related to Net Pension Liability	2,596,000.00
Proportionate Share of Collective Deferred Inflows Related to Net Other Postemployment Benefits (OPEB) Liability	<u>3,367,560.00</u>
Total Deferred Inflows of Resources	<u>7,819,442.67</u>
<b><u>Net Position</u></b>	
Net Investment in Capital Assets	10,761,728.35
Restricted for:	
Debt Service	664,346.55
Capital Projects	481,282.51
Other Purposes	215,748.66
Unrestricted	<u>(40,044,508.56)</u>
Total Net Position	<u>\$ (27,921,402.49)</u>

***Statement of Activities***  
***For the Year Ended September 30, 2018***

Functions/Programs	Expenses	Program Revenues	
		Charges for Services	Operating Grants and Contributions
<b><u>Governmental Activities</u></b>			
Instruction	\$ 14,757,937.17	\$ 302,903.08	\$ 12,236,593.44
Instructional Support	4,376,258.73	128,304.01	3,634,422.98
Operation and Maintenance	2,234,045.74	181,186.01	693,632.69
Auxiliary Services:			
Student Transportation	2,299,135.48	147,928.26	1,559,485.14
Food Service	1,818,821.74	1,125,861.74	81,322.03
General Administrative and Central Support	1,342,693.60	3,061.53	616,021.98
Interest and Fiscal Charges	106,067.62		
Other Expenses	896,019.61	274,449.21	317,513.43
Total Governmental Activities	<u>\$ 27,830,979.69</u>	<u>\$ 2,163,693.84</u>	<u>\$ 19,138,991.69</u>

**General Revenues:**

Taxes:

    Property Taxes for General Purposes

    Property Taxes for Specific Purposes

    Local Sales Tax

    Other Taxes

Grants and Contributions Not Restricted  
for Specific Programs

Investment Earnings

Miscellaneous

    Total General Revenues

Changes in Net Position

Net Position - Beginning of Year, as Restated (Note 12)

Net Position - End of Year

The accompanying Notes to the Financial Statements are an integral part of this statement.

<u>Capital Grants and Contributions</u>	<u>Net (Expenses) Revenues and Changes in Net Position Total Governmental Activities</u>
\$ 412,724.06	\$ (1,805,716.59)
259,301.94	(613,531.74)
202,994.00	(1,099,925.10)
	(388,728.08)
	(611,637.97)
	(723,610.09)
	(106,067.62)
	(304,056.97)
<u>\$ 875,020.00</u>	<u>(5,653,274.16)</u>

1,704,433.74  
144,900.00  
1,940,673.43  
72,090.40

17,569.83  
954,301.01  
4,833,968.41

(819,305.75)

(27,102,096.74)

\$ (27,921,402.49)

***Balance Sheet***  
***Governmental Funds***  
***September 30, 2018***

	General Fund	Special Revenue Fund
<b><u>Assets</u></b>		
Cash and Cash Equivalents	\$ 1,744,693.77	\$ 974,528.36
Cash with Fiscal Agent		
Investments		109,565.46
Ad Valorem Property Taxes Receivable	1,776,907.60	
Receivables (Note 4)	191,605.18	223,535.32
Interfund Receivables	172,614.09	
Inventories		58,508.89
Total Assets	<u>3,885,820.64</u>	<u>1,366,138.03</u>
<b><u>Liabilities, Deferred Inflows of Resources and Fund Balances</u></b>		
<b><u>Liabilities</u></b>		
Accounts Payable	2,873.35	
Interfund Payables		172,614.09
Unearned Revenues		7,413.01
Salaries and Benefits Payable	2,040,031.65	90,122.19
Total Liabilities	<u>2,042,905.00</u>	<u>270,149.29</u>
<b><u>Deferred Inflows of Resources</u></b>		
Unavailable Revenue - Property Taxes	1,749,803.37	
Revenue Received in Advance-Motor Vehicle Taxes	106,079.30	
Total Deferred Inflows of Resources	<u>1,855,882.67</u>	
<b><u>Fund Balances</u></b>		
Nonspendable:		
Inventories		58,508.89
Restricted for:		
Capital Projects		
Child Nutrition		51,657.86
Debt Service		
Other Purposes		105,581.91
Assigned to:		
Capital Projects		
Local Schools		834,823.49
Other Purposes		45,416.59
Unassigned	(12,967.03)	
Total Fund Balances	<u>(12,967.03)</u>	<u>1,095,988.74</u>
Total Liabilities, Deferred Inflows of Resources and Fund Balances	<u>\$ 3,885,820.64</u>	<u>\$ 1,366,138.03</u>

The accompanying Notes to the Financial Statements are an integral part of this statement.

Capital Projects Fund	Other Governmental Fund	Total Governmental Funds
\$ 2,708,457.03	\$	\$ 5,427,679.16
	664,346.55	664,346.55
348,725.21		458,290.67
		1,776,907.60
		415,140.50
		172,614.09
		58,508.89
<u>3,057,182.24</u>	<u>664,346.55</u>	<u>8,973,487.46</u>
		2,873.35
		172,614.09
		7,413.01
		<u>2,130,153.84</u>
		<u>2,313,054.29</u>
		1,749,803.37
		106,079.30
		<u>1,855,882.67</u>
		58,508.89
1,708,499.24		1,708,499.24
		51,657.86
	664,346.55	664,346.55
		105,581.91
1,348,683.00		1,348,683.00
		834,823.49
		45,416.59
		(12,967.03)
<u>3,057,182.24</u>	<u>664,346.55</u>	<u>4,804,550.50</u>
<u>\$ 3,057,182.24</u>	<u>\$ 664,346.55</u>	<u>\$ 8,973,487.46</u>

---

*This Page Intentionally Blank*

---



***Reconciliation of the Balance Sheet of Governmental Funds to the Statement of Net Position***  
***September 30, 2018***

Total Fund Balances - Governmental Funds (Exhibit 3) \$ 4,804,550.50

Amounts reported for governmental activities in the Statement of Net Position (Exhibit 1) are different because:

Capital assets used in governmental activities are not financial resources and, therefore, are not reported as assets in governmental funds.

The Cost of Capital Assets is	\$ 35,505,556.40	
Accumulated Depreciation is	<u>(15,136,534.47)</u>	20,369,021.93

Certain liabilities are not due and payable in the current period and, therefore, are not reported as liabilities in the funds. These liabilities at year-end consist of:

	Amounts Due or Payable Within One Year	Amounts Due or Payable After One Year	
Notes Payable	\$ 93,013.29	\$ 714,334.94	
Bonds Payable	269,230.77	8,974,931.31	
Certificates of Participation Payable		783,000.00	
Compensated Absences	124,502.67		
Net Pension Liability		20,350,000.00	
Net Other Postemployment Benefits (OPEB) Liability		<u>19,313,543.00</u>	
	<u>\$ 486,746.73</u>	<u>\$ 50,135,809.25</u>	(50,622,555.98)

Deferred Outflows and Inflows of Resources related to pensions and Other Postemployment Benefits (OPEB) obligations are applicable to future periods and, therefore, are not reported in the governmental funds.

Deferred Outflows Related to Defined Benefit Pension Plan	\$ 2,890,899.84	
Deferred Outflows Related to OPEB Plan	657,172.00	
Deferred Inflows Related to Defined Benefit Pension Plan	(2,596,000.00)	
Deferred Inflows Related to OPEB Plan	<u>(3,367,560.00)</u>	(2,415,488.16)

Interest on long-term debt is not accrued in the funds but rather is recognized as an expenditure when due.

Accrued Interest Payable	<u>(56,930.78)</u>
--------------------------	--------------------

Total Net Position - Governmental Activities (Exhibit 1)	<u><u>\$ (27,921,402.49)</u></u>
--	----------------------------------

The accompanying Notes to the Financial Statements are an integral part of this statement.

***Statement of Revenues, Expenditures and Changes in Fund Balances***  
***Governmental Funds***  
***For the Year Ended September 30, 2018***

	<b>General Fund</b>	<b>Special Revenue Fund</b>
<b><u>Revenues</u></b>		
State	\$ 16,875,740.83	\$
Federal	148,454.74	3,277,408.86
Local	3,915,243.57	1,619,144.52
Other	113,141.85	29,748.45
Total Revenues	21,052,580.99	4,926,301.83
<b><u>Expenditures</u></b>		
Current:		
Instruction	12,220,300.89	1,535,352.27
Instructional Support	3,486,096.07	877,329.61
Operation and Maintenance	1,416,107.12	301,378.19
Auxiliary Services:		
Student Transportation	2,054,982.04	84,400.37
Food Service		1,850,911.78
General Administrative and Central Support	1,074,090.47	286,196.31
Other	256,747.54	620,252.94
Capital Outlay		
Debt Service:		
Principal Retirement	195,000.00	
Interest and Fiscal Charges	234,185.94	
Total Expenditures	20,937,510.07	5,555,821.47
Excess (Deficiency) of Revenues Over Expenditures	115,070.92	(629,519.64)
<b><u>Other Financing Sources (Uses)</u></b>		
Indirect Cost	168,873.14	
Transfers In	43,972.39	619,954.94
Sale of Capital Assets	4,255.00	
Transfers Out	(619,954.94)	(43,972.39)
Total Other Financing Sources (Uses)	(402,854.41)	575,982.55
Net Changes in Fund Balances	(287,783.49)	(53,537.09)
Fund Balances - Beginning of Year	274,816.46	1,149,525.83
Fund Balances - End of Year	\$ (12,967.03)	\$ 1,095,988.74

The accompanying Notes to the Financial Statements are an integral part of this statement.

Capital Projects Fund	Other Governmental Fund	Total Governmental Funds
\$ 873,154.00	\$	\$ 17,748,894.83
		3,425,863.60
154,063.12	1,319.00	5,689,770.21
		142,890.30
<u>1,027,217.12</u>	<u>1,319.00</u>	<u>27,007,418.94</u>
629,428.34		14,385,081.50
		4,363,425.68
467,517.29		2,185,002.60
		2,139,382.41
		1,850,911.78
		1,360,286.78
		877,000.48
2,733,459.40		2,733,459.40
156,880.83		351,880.83
104,821.11		339,007.05
<u>4,092,106.97</u>		<u>30,585,438.51</u>
<u>(3,064,889.85)</u>	<u>1,319.00</u>	<u>(3,578,019.57)</u>
		168,873.14
		663,927.33
		4,255.00
		<u>(663,927.33)</u>
		173,128.14
(3,064,889.85)	1,319.00	(3,404,891.43)
<u>6,122,072.09</u>	<u>663,027.55</u>	<u>8,209,441.93</u>
<u>\$ 3,057,182.24</u>	<u>\$ 664,346.55</u>	<u>\$ 4,804,550.50</u>

---

*This Page Intentionally Blank*

---

***Reconciliation of the Statement of Revenues, Expenditures and Changes in Fund Balances of Governmental Funds to the Statement of Activities For the Year Ended September 30, 2018***

Net Changes in Fund Balances - Total Governmental Funds (Exhibit 5) \$ (3,404,891.43)

Amounts reported for governmental activities in the Statement of Activities (Exhibit 2) are different because:

Capital outlays to purchase or build capital assets are reported in governmental funds as expenditures. However, in the Statement of Activities, the cost of those assets is allocated over their estimated useful lives as depreciation expense. This is the amount by which depreciation expense differed from capital outlays in the period.

Capital Outlays	\$ 2,733,459.40	
Depreciation Expense	<u>(621,983.91)</u>	2,111,475.49

Repayment of debt principal is an expenditure in the governmental funds, but it reduces long-term liabilities in the Statement of Net Position and does not affect the Statement of Activities. 351,880.83

Some expenses reported in the Statement of Activities do not require the use of current financial resources and, therefore, are not reported as expenditures in governmental funds.

Accrued Interest Payable, Current Year Increase/(Decrease)	\$ (232,939.43)	
Compensated Absences, Current Year Increase/(Decrease)	12,040.85	
Pension Expense, Current Year Increase/(Decrease)	(170,014.78)	
Other Postemployment Benefits (OPEB) Expense, Current Year Increase/(Decrease)	<u>268,684.00</u>	<u>122,229.36</u>

Change in Net Position of Governmental Activities (Exhibit 2) \$ (819,305.75)

The accompanying Notes to the Financial Statements are an integral part of this statement.

---

***Statement of Fiduciary Net Position***  
***September 30, 2018***

---

	<b>Private-Purpose Trust Funds</b>
<b><u>Assets</u></b>	
Investments	\$ 12,691.70
Total Assets	<u>12,691.70</u>
<b><u>Net Position</u></b>	
Held in Trust for Other Purposes	<u>\$ 12,691.70</u>

The accompanying Notes to the Financial Statements are an integral part of this statement.

***Statement of Changes in Fiduciary Net Position  
For the Year Ended September 30, 2018***

	<b>Private-Purpose Trust Funds</b>
<b><u>Additions</u></b>	
Earnings on Investments	\$ 72.53
Total Additions	<u>72.53</u>
Changes in Net Position	72.53
Net Position - Beginning of Year	<u>12,619.17</u>
Net Position - End of Year	<u>\$ 12,691.70</u>

The accompanying Notes to the Financial Statements are an integral part of this statement.

---

---

## *Notes to the Financial Statements*

### *For the Year Ended September 30, 2018*

---

---

#### **Note 1 – Summary of Significant Accounting Policies**

The financial statements of the Pickens County Board of Education (the “Board”) have been prepared in conformity with generally accepted accounting principles (GAAP) as applied to governmental units. The Governmental Accounting Standards Board (GASB) is the accepted standard-setting body for establishing governmental accounting and financial reporting principles. The more significant of the government's accounting policies are described below.

#### **A. Reporting Entity**

The Board is governed by a separately elected board composed of five members elected by the qualified electors of the County. The Board is responsible for the general administration and supervision of the public schools for the educational interests of the County.

Generally accepted accounting principles (GAAP) require that the financial reporting entity consist of the primary government and its component units. Accordingly, the accompanying financial statements present the Board (a primary government).

Component units are legally separate organizations for which the elected officials of the primary government are financially accountable and other organizations for which the nature and significance of their relationship with the primary government are such that exclusion would cause the reporting entity's financial statements to be misleading or incomplete. Based on the application of these criteria, there are no component units which should be included as part of the financial reporting entity of the Board.

#### **B. Government-Wide and Fund Financial Statements**

##### **Government-Wide Financial Statements**

The Statement of Net Position and the Statement of Activities display information about the Board. These statements include the financial activities of the overall government, except for fiduciary activities. Eliminations have been made to minimize the double counting of internal activities. Governmental activities generally are financed through taxes, intergovernmental revenues, and other nonexchange transactions.

The Statement of Activities presents a comparison between direct expenses and program revenues for each function of the Board’s governmental activities. Direct expenses are those that are specifically associated with a program or function and, therefore, are clearly identifiable to a particular function. The Board does not allocate indirect expenses to the various functions. Program revenues include (a) charges to customers or applicants who purchase, use or directly benefit from goods, services, or privileges provided by a given function or program and (b) grants and contributions that are restricted to meeting the operational or capital requirements of a particular program. Revenues that are not classified as program revenues, including all taxes, are presented as general revenues.



---

---

## *Notes to the Financial Statements*

### *For the Year Ended September 30, 2018*

---

---

#### **Fund Financial Statements**

The fund financial statements provide information about the Board's funds, including fiduciary funds. Separate statements for each fund category – governmental and fiduciary – are presented. The emphasis of fund financial statements is on major governmental funds, each displayed in a separate column. All remaining governmental funds are aggregated and reported as nonmajor funds in the Other Governmental Funds' column.

The Board reports the following major governmental funds:

- ◆ **General Fund** – The General Fund is the primary operating fund of the Board. It is used to account for all financial resources except those required to be accounted for in another fund. The Board primarily receives revenues from the Education Trust Fund (ETF) and local taxes. Amounts appropriated from the ETF were allocated to the school board on a formula basis.
- ◆ **Special Revenue Fund** – This fund is used to account for and report the proceeds of specific revenue sources that are restricted or committed to expenditure for specified purposes other than debt service or capital projects. Various federal and local funding sources are included in this fund. Some of the significant federal funding sources include the federal funds that are received for Special Education, Title I, and the Child Nutrition Program in addition to various smaller grants, which are required to be spent for the purposes of the applicable federal grants. Also included in this fund are the public and non-public funds received by the local schools which are generally not considered restricted or committed.
- ◆ **Capital Projects Fund** – This fund is used to account for and report financial resources that are restricted, committed, or assigned to expenditure for capital outlay, including the acquisition or construction of capital facilities and other capital assets.

The Board reports the following fund type in the Other Governmental Funds' column:

#### **Governmental Fund Type**

- ◆ **Debt Service Fund** – This fund is used to account for and report financial resources that are restricted, committed, or assigned to expenditure for principal and interest and the accumulation of resources for principal and interest payments maturing in future years.

The Board reports the following fiduciary fund type:

#### **Fiduciary Fund Type**

- ◆ **Private-Purpose Trust Fund** – This fund is used to report all trust agreements under which principal and income benefit individuals, private organizations, or other governments.

---

---

***Notes to the Financial Statements***  
***For the Year Ended September 30, 2018***

---

---

**C. Measurement Focus, Basis of Accounting and Financial Statement Presentation**

The government-wide financial statements are reported using the economic resources measurement focus and the accrual basis of accounting, as are the fiduciary fund financial statements. Revenues are recorded when earned and expenses are recorded at the time liabilities are incurred, regardless of the timing of related cash flows. Nonexchange transactions, in which the Board gives (or receives) value without directly receiving (or giving) equal value in exchange, include property taxes, grants, entitlements, and donations. On an accrual basis, revenue from grants, entitlements, and donations is recognized in the fiscal year in which all eligibility requirements have been satisfied. Revenue from property taxes is recognized in the fiscal year for which the taxes are levied.

As a general rule, the effect of interfund activity has been eliminated from the government-wide financial statements.

Governmental fund financial statements are reported using the current financial resources measurement focus and the modified accrual basis of accounting. Revenues are recognized as soon as they are both measurable and available. Revenues are considered to be available when they are collectible within the current period or soon enough thereafter to pay liabilities of the current period. For this purpose, the Board considers revenues to be available if they are collected within sixty (60) days of the end of the current fiscal year. Expenditures are recorded when the related fund liability is incurred, except for principal and interest on general long-term debt, claims and judgments, and compensated absences, which are recognized as expenditures to the extent they have matured. General capital asset acquisitions are reported as expenditures in governmental funds. General long-term debt issued and acquisitions under capital leases are reported as other financing sources.

Under the terms of grant agreements, the Board funds certain programs by a combination of specific cost-reimbursement grants, categorical block grants, and general revenues. Thus, when program expenses are incurred, there are both restricted and unrestricted net position available to finance the program. It is the Board's policy to first apply cost-reimbursement grant resources to such programs, followed by categorical block grants and then by general revenues.

**D. Assets, Deferred Outflows of Resources, Liabilities, Deferred Inflows of Resources and Net Position/Fund Balances**

**1. Deposits and Investments**

Cash and cash equivalents include cash on hand, demand deposits and short-term investments with original maturities of three months or less from the date of acquisition.

---

---

## *Notes to the Financial Statements*

### *For the Year Ended September 30, 2018*

---

---

Statutes authorize the Board to invest in obligations of the U. S. Treasury, obligations of any state of the United States, general obligations of any Alabama county or city board of education secured by the pledged of the three-mill school tax and certificates of deposit. The Board's investments consisted of certificates of deposit that are reported at cost. Amounts held and invested by fiscal agents are reported at fair value.

#### **2. Receivables**

Millage rates for property taxes were levied at the first regular meeting of the County Commission in February of 2015. Property is assessed for taxation as of October 1 of the preceding year based on the millage rates established by the County Commission. Property taxes are due and payable the following October 1 and are delinquent after December 31. Amounts receivable, net of estimated refunds and estimated uncollectible amounts, are recorded for the property taxes levied in the current year. However, since the amounts are not available to fund current year operations, the revenue is deferred and recognized in the subsequent fiscal year when the taxes are both due and collectible and available to fund operations.

Receivables due from other governments include amounts due from grantors for grants issued for specific programs and capital projects.

#### **3. Inventories**

Inventories are valued at cost, which approximates market, using the first-in/first-out (FIFO) method. Inventories of governmental funds are recorded as expenditures when consumed rather than when purchased.

#### **4. Restricted Assets**

Included in cash and cash equivalents as well as cash with fiscal agent on the financial statements are certain assets which are restricted. Certain funds received from the State Department of Education for capital projects and improvements, as well as certain resources set aside for repayment of debt, are classified as restricted assets because they are maintained separately and their use is limited. The Public School Capital Projects, Fleet Renewal, Bond Issue Payments, Bonds and Warrants, and Qualified Zone Academy Bonds funds are used to report proceeds that are restricted for use in various construction projects and the purchase of school buses. The Debt Service Fund is used to report resources set aside to pay the principal and interest on debt as it become due.

---

---

***Notes to the Financial Statements***  
***For the Year Ended September 30, 2018***

---

---

**5. Capital Assets**

Capital assets, which include property and equipment, are reported in the government-wide financial statements. Such assets are valued at cost where historical records are available and at an estimated historical cost where no historical records exist. Donated fixed assets are valued at their estimated fair market value on the date received. Additions, improvements and other capital outlays that significantly extend the useful life of an asset are capitalized. Other costs incurred for repairs and maintenance are expensed as incurred. Major outlays of capital assets and improvements are capitalized as projects are constructed.

Depreciation on all assets is provided on the straight-line basis over the assets' estimated useful life. Capitalization thresholds (the dollar values above which asset acquisitions are added to the capital asset accounts) and estimated useful lives of capital assets reported in the government-wide statements are as follows:

	Capitalization Threshold	Estimated Useful Life
Land	\$ 1	N/A
Buildings	\$50,000	25-50 years
Building Improvements	\$50,000	5-30 years
Equipment and Furniture	\$ 5,000	5-20 years

**6. Deferred Outflows of Resources**

Deferred outflows of resources are reported in the government-wide financial statements. Deferred outflows of resources are defined as a consumption of net position by the government that is applicable to a future reporting period. Deferred outflows of resources increase net position, similar to assets.

**7. Long-Term Obligations**

In the government-wide financial statements, long-term debt and other long-term obligations are reported as liabilities in the Statement of Net Position.

**8. Compensated Absences**

The Board has a standard leave policy for its full-time employees as to vacation leave.

---

---

## *Notes to the Financial Statements*

### *For the Year Ended September 30, 2018*

---

---

The vacation leave policy of the Board consists of the following: Vacation leave is available to twelve-month employees only. Vacation time is posted at the end of each year for the previous year and must be taken within the following year. After the first full year's employment, time is computed as follows:

- ◆ Non-teaching professional employees after 5 years' employment – three weeks (15 days) annual vacation.
- ◆ Non-professional employees with fewer than five years' employment – two weeks (10 days) annual vacation; non-professional employees after five years' employment – three weeks (15 days) annual vacation.
- ◆ Twelve-month teaching personnel – three weeks annual vacation.

If employment is terminated during the contract year, the employee is entitled to a pro-rata share of vacation time to the date of termination.

As of September 30, 2018, the liability for accrued vacation leave is expected to be liquidated within one year.

#### **9. Deferred Inflows of Resources**

Deferred inflows of resources are reported in the government-wide and fund financial statements. Deferred inflows of resources are defined as an acquisition of net position/fund balances by the government that is applicable to a future reporting period. Deferred inflows of resources decrease net position/fund balances, similar to liabilities.

#### **10. Net Position/Fund Balances**

Net position is reported on the government-wide financial statements and is required to be classified for accounting and reporting purposes into the following categories:

- ◆ **Net Investment in Capital Assets** – Capital assets, net of accumulated depreciation and outstanding principal balances of debt attributable to the acquisition, construction or improvement of those assets plus or minus any deferred outflows of resources and deferred inflows of resources that are attributable to those assets or related debt. Any significant unspent related debt proceeds and any deferred outflows or inflows at year-end related to capital assets are not included in this calculation.
- ◆ **Restricted** – Constraints imposed on net position by external creditors, grantors, contributors, laws or regulations of other governments, or law through constitutional provision or enabling legislation.

---

---

## *Notes to the Financial Statements*

### *For the Year Ended September 30, 2018*

---

---

- ◆ ***Unrestricted*** – The net amount of assets, deferred outflows of resources, liabilities, and deferred inflows of resources that are not included in the determination of net investment in capital assets or the restricted portion of net position. Assignments and commitments of unrestricted net position should not be reported on the face of the Statement of Net Position.

Fund balance is reported in governmental funds in the fund financial statements under the following five categories:

- A. Nonspendable fund balances include amounts that cannot be spent because they are either (a) not in spendable form or (b) legally or contractually required to be maintained intact. Examples of nonspendable fund balance reserves for which fund balance shall not be available for financing general operating expenditures include: inventories, prepaid items, and long-term receivables.
- B. Restricted fund balances consist of amounts that are subject to externally enforceable legal restrictions imposed by creditors, grantors, contributors, or laws and regulations of other governments; or through constitutional provisions or enabling legislation.
- C. Committed fund balances consist of amounts that are subject to a purpose constraint imposed by formal action or resolution of the Board, which is the highest level of decision-making authority, before the end of the fiscal year and that require the same level of formal action to remove or modify the constraint.
- D. Assigned fund balances consist of amounts that are intended to be used by the Board for specific purposes. The Board or its designee makes determination of the assigned amounts of fund balance. Such assignments may not exceed the available (spendable, unrestricted, uncommitted) fund balance in any particular fund. Assigned fund balances require the same level of authority to remove the constraint.
- E. Unassigned fund balances include all spendable amounts not constrained in the other classifications. This portion of the total fund balance in the General Fund is available to finance operating expenditures.

When an expenditure is incurred for purposes for which both restricted and unrestricted (committed, assigned, or unassigned) amounts are available, restricted amounts are considered to have been reduced first. When an expenditure is incurred for the purposes for which amounts in any of the unrestricted fund balance classifications could be used, committed amounts would be reduced first, followed by assigned amounts and then unassigned amounts.

---

---

***Notes to the Financial Statements***  
***For the Year Ended September 30, 2018***

---

---

**E. Pensions**

For purposes of measuring the net pension liability, deferred outflows of resources and deferred inflows of resources related to pensions, and pension expense, the Teachers' Retirement System of Alabama (the "Plan") financial statements are prepared using the economic resources measurement focus and accrual basis of accounting. Contributions are recognized as revenues when earned, pursuant to plan requirements. Benefits and refunds are recognized as revenues when due and payable in accordance with the terms of the Plan. Expenses are recognized when the corresponding liability is incurred, regardless of when the payment is made. Investments are reported at fair value. Financial statements are prepared in accordance with requirements of the Governmental Accounting Standards Board (GASB). Under these requirements, the Plan is considered a component unit of the State of Alabama and is included in the State's Comprehensive Annual Financial Report.

**F. Postemployment Benefits Other Than Pensions (OPEB)**

The Alabama Retired Education Employees' Health Care Trust (the "Trust") financial statements are prepared by using the economic resources measurement focus and accrual basis of accounting. This includes for purposes of measuring the net OPEB liability, deferred outflows of resources and deferred inflows of resources related to OPEB, and OPEB expense, information about the fiduciary net position of the Trust and additions to/deductions from the Trust's fiduciary net position. Plan member contributions are recognized in the period in which the contributions are due. Employer contributions are recognized when due pursuant to plan requirements. Benefits are recognized when due and payable in accordance with the terms of the plan. Subsequent events were evaluated by management through the date the financial statements were issued.

**Note 2 – Stewardship, Compliance, and Accountability**

**A. Budgets**

Budgets are adopted on a basis of accounting consistent with accounting principles generally accepted in the United States of America (GAAP) for the General Fund with the exception of salaries and benefits, which are budgeted only to the extent expected to be paid rather than on the modified accrual basis of accounting. Also, motor vehicle ad valorem taxes and sales taxes are budgeted only to the extent expected to be received rather than on the modified accrual basis of accounting. Budgets are adopted on a basis of accounting consistent with accounting principles generally accepted in the United States of America (GAAP) for the Special Revenue Fund with the exception of salaries and benefits, which are budgeted only to the extent expected to be paid rather than on the modified accrual basis of accounting. All other governmental funds adopt budgets on the modified accrual basis of accounting, with the exception of the Capital Projects Fund, which adopts project-length budgets. All appropriations lapse at fiscal year-end.

---

---

***Notes to the Financial Statements***  
***For the Year Ended September 30, 2018***

---

---

On or before October 1 of each year, each county board of education shall prepare and submit to the State Superintendent of Education the annual budget to be adopted by the County Board of Education. The Superintendent or County Board of Education shall not approve any budget for operations of the school for any fiscal year which shall show expenditures in excess of income estimated to be available plus any balances on hand.

**B. Deficit Fund Balances/Net Position**

At September 30, 2018, the government-wide financial statement had a deficit net position of \$27,921,402.49. The deficit in net position is due to the implementation of the GASB Statement Number 68 and GASB Statement Number 75.

At September 30, 2018, the following governmental fund had a deficit fund balance:

General Fund	<u>\$12,967.03</u>
--------------	--------------------

The deficit in the General Fund is a result of the salary accrual adjustment. Salaries and benefits payable at September 30, 2018, are funded with an appropriation from the State of Alabama that is not legally available to the Board until October 1 and, therefore, is not reflected as revenue in the Board's financial statements as of September 30, 2018.

**Note 3 – Deposits and Investments**

**A. Deposits and Investments**

The custodial credit risk for deposits is the risk that, in the event of a bank failure, the Board will not be able to cover deposits or will not be able to recover collateral securities that are in the possession of an outside party. The Board's deposits at year-end were entirely covered by federal depository insurance or by the Security for Alabama Funds Enhancement Program (SAFE Program). The SAFE Program was established by the Alabama Legislature and is governed by the provisions contained in the *Code of Alabama 1975*, Sections 41-14A-1 through 41-14A-14. Under the SAFE Program all public funds are protected through a collateral pool administered by the Alabama State Treasurer's Office. Under this program, financial institutions holding deposits of public funds must pledge securities as collateral against those deposits. In the event of failure of a financial institution, securities pledged by that financial institution would be liquidated by the State Treasurer to replace the public deposits not covered by the Federal Deposit Insurance Corporation (FDIC). If the securities pledged fail to produce adequate funds, every institution participating in the pool would share the liability for the remaining balance.



---

***Notes to the Financial Statements***  
***For the Year Ended September 30, 2018***

---

All of the Board's investments were in certificates of deposit. These certificates of deposit are classified as "Deposits" in order to determine insurance and collateralization. However, they are classified as "Investments" on the financial statements.

**B. Cash with Fiscal Agent**

As of September 30, 2018, the Board's cash with fiscal agent was invested as follows:

Investments	Maturities	Rating	Fair Value
Qualified Zone Academy Bonds Pooled Deposits	Unknown	Unknown	\$590,969.80
Federated Treasury Obligations	Unknown	AAAm	73,375.75
Assured Guaranty Municipal Bond Insurance Policy	Unknown	AA	1.00
Total			\$664,346.55

**Interest Rate Risk** – Interest rate risk is the risk that changes in interest rates will adversely affect the fair value of an investment. The Board does not have a formal investment policy that limits investment maturities as a means of managing its exposure to fair value losses arising from increased interest rates.

**Credit Risk** – Credit risk is the risk that the issuer or other counterparty to an investment will not fulfill its obligation. This is measured by the assignment of a rating by a nationally recognized statistical rating organization. The credit rating, if applicable and available, is presented in the table of investments. The Board does not have a formal investment policy that addresses its investment choices. However, the Board's Qualified Zone Academy Bonds require that payments to escrow be invested only in securities that are direct obligations of the U. S. Treasury; obligations of any federal agencies listed in the bond indenture, which obligations represent the full faith and credit of the United States of America, and interests however evidenced, in any common trust fund or other collective investment fund maintained by any national or state chartered bank, trust company or savings and loan association having trust powers, or securities of or other interests in any open-end or closed-end management type investment company or investment trust registered under the Investment Company Act of 1940, as from time to time amended, so long as certain requirements are met at the time of the purchase and during the term of investment.

**Custodial Credit Risk** – For an investment, this is the risk that, in the event of the failure of the counterparty, the government will not be able to cover the value of its investments or collateral securities that are in the possession of an outside party. The Board does not have an investment policy that limits the amount of securities that can be held by counterparties.

---

## *Notes to the Financial Statements*

### *For the Year Ended September 30, 2018*

---

**Concentration of Credit Risk** – Concentration of credit risk is the risk of loss attributed to the magnitude of a government’s investment in a single issuer. The Board does not have a formal policy which places limits on the amount the Board may invest in any one issuer. However, the Board’s Qualified Zone Academy Bond indenture does limit the amount that the portfolio may be invested in certain securities. At least 65% of the portfolio must be invested in direct obligations of the U. S. Treasury or federal agencies that represent the full faith and credit of the United States of America. The remainder of the portfolio, but not more than 35% may consist of various other agencies.

**Fair Value Measurement**

The Board categorizes its fair value measurements within the fair value hierarchy established by the Governmental Accounting Standards Board (GASB) Statement Number 72, ***Fair Value Measurement and Application***. The hierarchy is based on the valuation inputs used to measure fair value of assets. Level 1 inputs are quoted prices in active market for identical assets; Level 2 inputs are significant other observable inputs; and Level 3 inputs are significant unobservable inputs.

Investment Type	Total	Fair Market Value Hierarchy		
		Level 1	Level 2	Level 3
U. S. Treasury Bill	\$590,969.80	\$590,969.80	\$	\$
Federated Treasury Obligations	73,375.75		73,375.75	
Assured Guaranty Municipal Bond Insurance	1.00			1.00
<b>Total</b>	<b>\$664,346.55</b>	<b>\$590,969.80</b>	<b>\$73,375.75</b>	<b>\$1.00</b>

**Note 4 – Receivables**

On September 30, 2018, receivables for the Board’s individual major funds are as follows:

	General Fund	Special Revenue Fund	Total
<b>Receivables:</b>			
Sales Tax	\$147,236.55	\$	\$147,236.55
Intergovernmental		223,535.32	223,535.32
Other	44,368.63		44,368.63
<b>Total Receivables</b>	<b>\$191,605.18</b>	<b>\$223,535.32</b>	<b>\$415,140.50</b>

***Notes to the Financial Statements***  
***For the Year Ended September 30, 2018***

**Note 5 – Capital Assets**

Capital asset activity for the year ended September 30, 2018, was as follows:

	Beginning Balance 10/01/2017	Additions	Deletions	Ending Balance 09/30/2018
<b>Governmental Activities:</b>				
<b>Capital Assets, Not Being Depreciated:</b>				
Land and Land Improvements	\$ 612,561.33	\$	\$	\$ 612,561.33
Construction in Progress	5,733,052.44	2,733,459.40		8,466,511.84
Total Capital Assets, Not Being Depreciated	<u>6,345,613.77</u>	<u>2,733,459.40</u>		<u>9,079,073.17</u>
<b>Capital Assets Being Depreciated:</b>				
Buildings and Building Improvements	20,303,497.77			20,303,497.77
Equipment and Furniture	6,214,200.30		(91,214.84)	6,122,985.46
Total Capital Assets Being Depreciated	<u>26,517,698.07</u>		<u>(91,214.84)</u>	<u>26,426,483.23</u>
<b>Less Accumulated Depreciation for:</b>				
Buildings and Building Improvements	(9,916,266.50)	(346,776.30)		(10,263,042.80)
Equipment and Furniture	(4,689,498.90)	(275,207.61)	91,214.84	(4,873,491.67)
Total Accumulated Depreciation	<u>(14,605,765.40)</u>	<u>(621,983.91)</u>	<u>91,214.84</u>	<u>(15,136,534.47)</u>
Total Capital Assets Being Depreciated, Net	<u>11,911,932.67</u>	<u>(621,983.91)</u>		<u>11,289,948.76</u>
Total Governmental Activities Capital Assets, Net	<u>\$ 18,257,546.44</u>	<u>\$ 2,111,475.49</u>	<u>\$</u>	<u>\$ 20,369,021.93</u>

Depreciation expense was charged to functions/programs of the primary government as follows:

	Current Year Depreciation Expense
<b>Governmental Activities:</b>	
Instruction	\$329,886.18
Instructional Support	1,000.00
Operations and Maintenance	42,561.04
<b>Auxiliary Services:</b>	
Food Service	77,949.57
Student Transportation	131,449.06
General Administrative and Central Support	11,207.38
Other	27,930.68
Total Depreciation Expense – Governmental Activities	<u>\$621,983.91</u>

---

---

## *Notes to the Financial Statements*

### *For the Year Ended September 30, 2018*

---

---

#### **Note 6 – Defined Benefit Pension Plan**

##### **A. Plan Description**

The Teachers' Retirement System of Alabama ("TRS"), a cost-sharing multiple-employer public employee retirement plan (the "Plan"), was established as of September 15, 1939, under the provisions of Act Number 419, Acts of Alabama 1939, for the purpose of providing retirement allowances and other specified benefits for qualified persons employed by State-supported educational institutions. The responsibility for the general administration and operation of the TRS is vested in its Board of Control. The TRS Board of Control consists of 15 trustees. The Plan is administered by the Retirement Systems of Alabama (RSA). The *Code of Alabama 1975*, Section 16-25-2, grants the authority to establish and amend the benefit terms to the TRS Board of Control. The Plan issues a publicly available financial report that can be obtained at [www.rsa-al.gov](http://www.rsa-al.gov).

##### **B. Benefits Provided**

State law establishes retirement benefits as well as death and disability benefits and any ad hoc increase in postretirement benefits for the TRS. Benefits for TRS members vest after 10 years of creditable service. TRS members who retire after age 60 with 10 years or more of creditable service or with 25 years of service (regardless of age) are entitled to an annual retirement benefit, payable monthly for life. Service and disability retirement benefits are based on a guaranteed minimum or a formula method, with the member receiving payment under the method that yields the highest monthly benefit. Under the formula method, members of the TRS are allowed 2.0125% of their average final compensation (highest 3 of the last 10 years) for each year of service.

Act Number 2012-377, Acts of Alabama, established a new tier of benefits (Tier 2) for members hired on or after January 1, 2013. Tier 2 TRS members are eligible for retirement after age 62 with 10 years or more of creditable service and are entitled to an annual retirement benefit, payable monthly for life. Service and disability retirement benefits are based on a guaranteed minimum or a formula method, with the member receiving payment under the method that yields the highest monthly benefit. Under the formula method, Tier 2 members of the TRS are allowed 1.65% of their average final compensation (highest 5 of the last 10 years) for each year of service. Members are eligible for disability retirement if they have 10 years of creditable service, are currently in-service, and determined by the RSA Medical Board to be permanently incapacitated from further performance of duty. Preretirement death benefits are calculated and paid to the beneficiary based on the member's age, service credit, employment status and eligibility for retirement.

---

---

***Notes to the Financial Statements***  
***For the Year Ended September 30, 2018***

---

---

**C. Contributions**

Covered members of the TRS contributed 5% of earnable compensation to the TRS as required by statute until September 30, 2011. From October 1, 2011 to September 30, 2012, covered members of the TRS were required by statute to contribute 7.25% of earnable compensation. Effective October 1, 2012, covered members of the TRS are required by statute to contribute 7.50% of earnable compensation. Certified law enforcement, correctional officers, and firefighters of the TRS contributed 6% of earnable compensation as required by statute until September 30, 2011. From October 1, 2011 to September 30, 2012, certified law enforcement, correctional officers, and firefighters of the TRS were required by statute to contribute 8.25% of earnable compensation. Effective October 1, 2012, certified law enforcement, correctional officers, and firefighters of the TRS are required by statute to contribute 8.50% of earnable compensation.

Tier 2 covered members of the TRS contribute 6% of earnable compensation to the TRS as required by statute. Tier 2 certified law enforcement, correctional officers, and firefighters of the TRS are required by statute to contribute 7% of earnable compensation.

Participating employers' contractually required contribution rate for the year ended September 30, 2018, was 12.24% of annual pay for Tier 1 members and 11.01% of annual pay for Tier 2 members. These required contribution rates are a percent of annual payroll, actuarially determined as an amount that, when combined with member contributions, is expected to finance the costs of benefits earned by members during the year, with an additional amount to finance any unfunded accrued liability. Total employer contributions to the pension plan from the Board were \$1,675,899.84 for the year ended September 30, 2018.

**D. Pension Liabilities, Pension Expense, and Deferred Outflows of Resources and Deferred Inflows of Resources Related to Pensions**

At September 30, 2018, the Board reported a liability of \$20,350,000.00 for its proportionate share of the collective net pension liability. The collective net pension liability was measured as of September 30, 2017, and the total pension liability used to calculate the collective net pension liability was determined by an actuarial valuation as of September 30, 2016. The Board's proportion of the collective net pension liability was based on the employers' shares of contributions to the pension plan relative to the total employer contributions of all participating TRS employers. At September 30, 2017, the Board's proportion was 0.207050%, which was a decrease of 0.002053% from its proportion measured as of September 30, 2016.

---

***Notes to the Financial Statements***  
***For the Year Ended September 30, 2018***

---

For the year ended September 30, 2018, the Board recognized pension expense of \$1,506,000.00. At September 30, 2018, the Board reported deferred outflows of resources and deferred inflows of resources related to pensions from the following sources:

	Deferred Outflows of Resources	Deferred Inflows of Resources
Differences between expected and actual experience	\$	\$ 872,000.00
Changes of assumptions	1,215,000.00	
Net difference between projected and actual earnings on pension plan investments		1,217,000.00
Changes in proportion and differences between Employer contributions and proportionate share of contributions		507,000.00
Employer contributions subsequent to the measurement date	1,675,899.84	
<b>Total</b>	<u>\$2,890,899.84</u>	<u>\$2,596,000.00</u>

The \$1,675,899.84 reported as deferred outflows of resources related to pensions resulting from Board contributions subsequent to the measurement date will be recognized as a reduction of the net pension liability in the year ended September 30, 2019. Other amounts reported as deferred outflows of resources and deferred inflows of resources related to pensions will be recognized in pension expense as follows:

Year Ending:	
September 30, 2019	\$(442,000.00)
2020	\$ 19,000.00
2021	\$(489,000.00)
2022	\$(439,000.00)
2023	\$ (30,000.00)
Thereafter	\$ 0

**E. Actuarial Assumptions**

The total pension liability was determined by an actuarial valuation as of September 30, 2016, using the following actuarial assumptions, applied to all periods included in the measurement:

Inflation	2.75%
Investment Rate of Return (*)	7.75%
Projected Salary Increases	3.25% - 5.00%
(*) Net of pension plan investment expense	

---

## *Notes to the Financial Statements*

### *For the Year Ended September 30, 2018*

---

The actuarial assumptions used in the actuarial valuation as of September 30, 2016, were based on the results of an investigation of the economic and demographic experience for the TRS based upon participant data as of September 30, 2015. The Board of Control accepted and approved these changes in September 2016, which became effective at the beginning of fiscal year 2016.

Mortality rates were based on the RP-2000 White Collar Mortality Table projected to 2020 using Scale BB and adjusted 115% for males and 112% for females age 78 and older. The rates of disabled mortality were based on the RP-2000 Disabled Mortality Table projected to 2020 using Scale BB and adjusted 105% for males and 120% for females.

The long-term expected rate of return on pension plan investments was determined using a log-normal distribution analysis in which best-estimate ranges of expected future real rates of return (expected returns, net of pension plan investment expense and inflation) are developed for each major asset class. These ranges are combined to produce the long-term expected rate of return by weighting the expected future real rates of return by the target asset allocation percentage and by adding expected inflation. The target asset allocation and best estimates of geometric real rates of return for each major asset class are as follows:

	Target Allocation	Long-Term Expected Rate of Return (*)
Fixed Income	17.00%	4.40%
U. S. Large Stocks	32.00%	8.00%
U. S. Mid Stocks	9.00%	10.00%
U. S. Small Stocks	4.00%	11.00%
International Developed Market Stocks	12.00%	9.50%
International Emerging Market Stocks	3.00%	11.00%
Alternatives	10.00%	10.10%
Real Estate	10.00%	7.50%
Cash	3.00%	1.50%
Total	<u>100.00%</u>	

(\*) Includes assumed rate of inflation of 2.50%.

---



---

***Notes to the Financial Statements***  
***For the Year Ended September 30, 2018***

---



---

**F. Discount Rate**

The discount rate used to measure the total pension liability was 7.75%. The projection of cash flows used to determine the discount rate assumed that plan member contributions will be made at the current contribution rate and that the employer contributions will be made at rates equal to the difference between actuarially determined contribution rates and the member rate. Based on those assumptions, the pension plan's fiduciary net position was projected to be available to make all projected future benefit payments of current plan members. Therefore, the long-term expected rate of return on pension plan investments was applied to all periods of projected benefit payments to determine the total pension liability.

**G. Sensitivity of the Board's Proportionate Share of the Collective Net Pension Liability to Changes in the Discount Rate**

The following table presents the Board's proportionate share of the collective net pension liability calculated using the discount rate of 7.75%, as well as what the Board's proportionate share of the collective net pension liability would be if it were calculated using a discount rate that is 1-percentage point lower (6.75%) or 1-percentage point higher (8.75%) than the current rate:

	1% Decrease (6.75%)	Current Rate (7.75%)	1% Increase (8.75%)
Board's proportionate share of collective net pension liability	\$28,069,000	\$20,350,000	\$13,820,000

**H. Pension Plan Fiduciary Net Position**

Detailed information about the pension plan's fiduciary net position is available in the separately issued RSA Comprehensive Annual Report for the fiscal year ended September 30, 2018. The supporting actuarial information is included in the GASB Statement Number 67 Report for the TRS prepared as of September 30, 2017. The auditor's report dated August 20, 2018, on the total pension liability, total deferred outflows of resources, total deferred inflows of resources, total pension expense for the sum of all participating entities as of September 30, 2017, along with supporting schedules is also available. The additional financial and actuarial information is available at [www.rsa-al.gov](http://www.rsa-al.gov).



---

---

## *Notes to the Financial Statements*

### *For the Year Ended September 30, 2018*

---

---

#### **Note 7 – Other Postemployment Benefits (OPEB)**

##### **A. Plan Description**

The Alabama Retired Education Employees' Health Care Trust (the "Trust") is a cost-sharing multiple-employer defined benefit postemployment healthcare plan that administers healthcare benefits to the retirees of participating state and local educational institutions. The Trust was established under the Alabama Retiree Health Care Funding Act of 2007 which authorized and directed the Public Education Employees' Health Insurance Board (PEEHIB) to create an irrevocable trust to fund postemployment healthcare benefits to retirees participating in the Public Education Employees' Health Insurance Plan (PEEHIP). Active and retiree health insurance benefits are paid through PEEHIP. In accordance with GASB, the Trust is considered a component unit of the State of Alabama (the "State") and is included in the State's Comprehensive Annual Financial Report.

The PEEHIP was established in 1983 pursuant to the provisions of the *Code of Alabama 1975*, Title 16, Chapter 25A (Act Number 83-455, Acts of Alabama) to provide a uniform plan of health insurance for active and retired employees of state and local educational institutions which provide instruction at any combination of grades K-14 (collectively, eligible employees), and to provide a method for funding the benefits related to the Plan. The four-year universities participate in the plan with respect to their retired employees, and are eligible and may elect to participate in the plan with respect to their active employees. Responsibility for the establishment of the health insurance plan and its general administration and operations is vested in the PEEHIB. The PEEHIB is a corporate body for purposes of management of the health insurance plan. The *Code of Alabama 1975*, Section 16-25A-4, provides the PEEHIB with the authority to amend the benefit provisions in order to provide reasonable assurance of stability in future years for the plan. All assets of the PEEHIP are held in trust for the payment of health insurance benefits. The Teachers' Retirement System of Alabama (TRS) has been appointed as the administrator of the PEEHIP and, consequently, serves as the administrator of the Trust.

##### **B. Benefits Provided**

PEEHIP offers a basic hospital medical plan to active members and non-Medicare eligible retirees. Benefits include inpatient hospitalization for a maximum of 365 days without a dollar limit, inpatient rehabilitation, outpatient care, physician services, and prescription drugs.

Active employees and non-Medicare eligible retirees who do not have Medicare eligible dependents can enroll in a health maintenance organization (HMO) in lieu of the basic hospital medical plan. The HMO includes hospital medical benefits, dental benefits, vision benefits, and an extensive formulary. However, participants in the HMO are required to receive care from a participating physician in the HMO plan.

---

---

## *Notes to the Financial Statements*

### *For the Year Ended September 30, 2018*

---

---

The PEEHIP offers four optional plans (Hospital Indemnity, Cancer, Dental, and Vision) that may be selected in addition to or in lieu of the basic hospital medical plan or HMO. The Hospital Indemnity Plan provides a per-day benefit for hospital confinement, maternity, intensive care, cancer, and convalescent care. The Cancer Plan covers cancer disease only and benefits are provided regardless of other insurance. Coverage includes a per-day benefit for each hospital confinement related to cancer. The Dental Plan covers diagnostic and preventative services, as well as basic and major dental services. Diagnostic and preventative services include oral examinations, teeth cleaning, x-rays, and emergency office visits. Basic and major services include fillings, general aesthetics, oral surgery not covered under a Group Medical Program, periodontics, endodontics, dentures, bridgework, and crowns. Dental services are subject to a maximum of \$1,250 per year for individual coverage and \$1,000 per person per year for family coverage. The Vision Plan covers annual eye examinations, eye glasses, and contact lens prescriptions.

PEEHIP members may opt to elect the PEEHIP Supplemental Plan as their hospital medical coverage in lieu of the PEEHIP Hospital Medical Plan. The PEEHIP Supplemental Plan provides secondary benefits to the member's primary plan provided by another employer. Only active and non-Medicare retiree members and dependents are eligible for the PEEHIP Supplemental Plan. There is no premium required for this plan, and the plan covers most out-of-pocket expenses not covered by the primary plan. The plan cannot be used as a supplement to Medicare, the PEEHIP Hospital Medical Plan, or the State or Local Governmental Plans administered by the State Employees' Insurance Board (SEIB).

Effective January 1, 2017, Medicare eligible members and Medicare eligible dependents who are covered on a retiree contract were enrolled in the United Healthcare Group Medicare Advantage plan for PEEHIP retirees. The MAPDP plan is fully insured by United Healthcare and members are able to have all of their Medicare Part A, Part B, and Part D (prescription drug coverage) in one convenient plan. With the United Healthcare plan for PEEHIP, retirees can continue to see their same providers with no interruption and see any doctor who accepts Medicare on a national basis. Retirees have the same benefits in and out-of-network and there is no additional retiree cost share if a retiree uses an out-of-network provider and no balance billing from the provider.

### **C. Contributions**

The *Code of Alabama 1975*, Section 16-25A-8, and the *Code of Alabama 1975*, Section 16-25A-8.1, provide the PEEHIB with the authority to set the contribution requirements for plan members and the authority to set the employer contribution requirements for each required class, respectively. Additionally, PEEHIB is required to certify to the Governor and the Legislature, the amount, as a monthly premium per active employee, necessary to fund the coverage of active and retired member benefits for the following fiscal year. The Legislature then sets the premium rate in the annual appropriation bill.

---

---

***Notes to the Financial Statements***  
***For the Year Ended September 30, 2018***

---

---

For employees who retired after September 30, 2005, but before January 1, 2012, the employer contribution of the health insurance premium set forth by the Board for each retiree class is reduced by 2% for each year of service less than 25 and increased by 2% for each year of service over 25 subject to adjustment by the Board for changes in Medicare premium costs required to be paid by a retiree. In no case does the employer contribution of the health insurance premium exceed 100% of the total health insurance premium cost for the retiree.

For employees who retired after December 31, 2011, the employer contribution to the health insurance premium set forth by PEEHIB for each retiree class is reduced by 4% for each year of service less than 25 and increased by 2% for each year over 25, subject to adjustment by the PEEHIB for changes in Medicare premium costs required to be paid by a retiree. In no case does the employer contribution of the health insurance premium exceed 100% of the total health insurance premium cost for the retiree. For employees who retired after December 31, 2011, who are not covered by Medicare, regardless of years of service, the employer contribution to the health insurance premium set forth by PEEHIB for each retiree class is reduced by a percentage equal to 1% multiplied by the difference between the Medicare entitlement age and the age of the employee at the time of retirement as determined by PEEHIB. This reduction in the employer contribution ceases upon notification to PEEHIB of the attainment of Medicare coverage.

***D. OPEB Liabilities, OPEB Expense, and Deferred Outflows of Resources and Deferred Inflows of Resources Related to OPEB***

At September 30, 2018, the Pickens County Board of Education reported a liability of \$19,313,543 for its proportionate share of the collective net OPEB liability. The collective net OPEB liability was measured as of September 30, 2017, and the total OPEB liability used to calculate the collective net OPEB liability was determined by an actuarial valuation as of September 30, 2016. The Pickens County Board of Education's proportion of the collective net OPEB liability was based on a projection of the Pickens County Board of Education's long-term share of contributions to the OPEB plan relative to the projected contributions of all participating employers, actuarially determined. At September 30, 2017, the Pickens County Board of Education's proportion was .26003%, which was a decrease of .018678% from its proportion measured as of September 30, 2016.

---

***Notes to the Financial Statements***  
***For the Year Ended September 30, 2018***

---

For the year ended September 30, 2018, the Board recognized OPEB expense of \$925,856.00, with no special funding situations. At September 30, 2018, the Board reported deferred outflows of resources and deferred inflows of resources related to OPEB from the following sources:

	Deferred Outflows of Resources	Deferred Inflows of Resources
Changes of assumptions	\$	\$2,005,323
Net difference between projected and actual earnings on OPEB plan investments		102,827
Changes in proportion and differences between employer contributions and proportionate share of contributions		1,259,410
Employer contributions subsequent to the measurement date	657,172	
Total	<u>\$657,172</u>	<u>\$3,367,560</u>

The \$657,172 reported as deferred outflows of resources related to OPEB resulting from the Pickens County Board of Education's contributions subsequent to the measurement date will be recognized as a reduction of the net OPEB liability in the year ended September 30, 2019. Other amounts reported as deferred outflows of resources and deferred inflows of resources related to OPEB will be recognized in OPEB expense as follows:

Year Ending:	
September 30, 2019	\$(649,940)
2020	\$(649,940)
2021	\$(649,940)
2022	\$(649,940)
2023	\$(624,233)
Thereafter	\$(143,567)

---

***Notes to the Financial Statements***  
***For the Year Ended September 30, 2018***

---

**E. Actuarial Assumptions**

The total OPEB liability was determined by an actuarial valuation as of September 30, 2016, using the following actuarial assumptions, applied to all periods included in the measurement:

Inflation	2.75%
Projected Salary Increases (*)	3.25% - 5.00%
Long-Term Investment Rate of Return (*)	7.25%
Municipal Bond Index Rate at the Measurement Date	3.57%
Municipal Bond Index Rate at the Prior Measurement Date	2.93%
Projected Year of Fiduciary Net Position (FNP) to be Depleted	2042
Single Equivalent Interest Rate at the Measurement Date	4.63%
Single Equivalent Interest Rate at the Prior Measurement Date	4.01%
Healthcare Cost Trend Rate:	
Pre-Medicare Eligible	7.75%
Medicare Eligible	5.00%
Ultimate Trend Rate:	
Pre-Medicare Eligible	5.00%
Medicare Eligible	5.00%
Year of Ultimate Trend Rate	2022
(*) Includes 3.00% wage inflation.	
(**) Compounded annually, net of investment expense, and includes inflation.	

Mortality rates for the period after service retirement are according to the RP-2000 White Collar Mortality Table projected to 2020 using scale BB and adjusted 115% for all ages for males and 112% for ages 78 and over for females. The rates of disabled mortality were based on the RP-2000 Disabled Mortality Table projected to 2020 using scale BB and adjusted 105% for males and 120% for females.

There were no ad hoc postemployment benefit changes, including ad hoc cost of living adjustments, during fiscal year 2017.

The decremental assumptions used in the valuation were selected based on the actuarial experience study prepared as of September 30, 2015, submitted to and adopted by the Teachers' Retirement System of Alabama Board on September 13, 2016.

The remaining actuarial assumptions (e.g., initial per capita costs, health care cost trends, rate of plan participation, rates of plan election, etc.) used in the September 30, 2016, valuation were based on a review of recent plan experience done concurrently with the September 30, 2016, valuation.

---

***Notes to the Financial Statements***  
***For the Year Ended September 30, 2018***

---

The long-term expected return on plan assets is to be reviewed as part of regular experience studies prepared every five years, in conjunction with similar analysis for the Teachers' Retirement System of Alabama. Several factors should be considered in evaluating the long-term rate of return assumption, including long-term historical data, estimates inherent in current market data, and a log-normal distribution analysis in which best-estimate ranges of expected future real rates of return (expected return, net of investment expense and inflation), as developed for each major asset class. These ranges should be combined to produce the long-term expected rate of return by weighting the expected future real rates of return by the target asset allocation percentage and then adding expected inflation. The assumption is intended to be a long-term assumption and is not expected to change absent a significant change in the asset allocation, a change in the inflation assumption, or a fundamental change in the market that alters expected returns in future years.

The long-term expected rate of return on the OPEB plan investments is determined based on the allocation of assets by asset class and by the mean and variance of real returns. The target asset allocation and best estimates of expected geometric real rates of return for each major asset class is summarized below:

Asset Class	Target Allocation	Long-Term Expected Real Rate of Return (*)
Fixed Income	30.00%	4.40%
U. S. Large Stocks	38.00%	8.00%
U. S. Mid Stocks	8.00%	10.00%
U. S. Small Stocks	4.00%	11.00%
International Developed Market Stocks	15.00%	9.50%
Cash	5.00%	1.50%
Total	<u>100.00%</u>	

(\*) Geometric mean, includes 2.5% inflation

---



---

***Notes to the Financial Statements***  
***For the Year Ended September 30, 2018***

---



---

**F. Discount Rate**

The discount rate (also known as the Single Equivalent Interest Rate (SEIR), as described by GASB Statement Number 74) used to measure the total OPEB liability at September 30, 2017, was 4.63%. The discount rate used to measure the total OPEB liability at the prior measurement date was 4.01%. Premiums paid to the PEEHIB for active employees shall include an amount to partially fund the cost of coverage for retired employees. The projection of cash flows used to determine the discount rate assumed that plan contributions will be made at the current contribution rates. Each year, the State specifies the monthly employer rate that participating school systems must contribute for each active employee. Approximately, 27.08% of the employer contributions were used to assist in funding retiree benefit payments in 2016, and it is assumed that the amount will increase by 3.00% per year and continue into the future. The discount rate determination will use a municipal bond rate to the extent the trust is projected to run out of money before all benefits are paid. The rate used for this purpose is the monthly average of the Bond Buyers General Obligation 20-year Municipal Bond Index Rate. Therefore, the projected future benefit payments for all current plan members were projected through 2115. The long term rate of return is used until the assets are expected to be depleted in 2042, after which the municipal bond rate is used.

**G. Sensitivity of the Board's Proportionate Share of the Collective Net OPEB Liability to Changes in the Healthcare Cost Trend Rates**

The following table presents the Pickens' County Board of Education's proportionate share of the collective net OPEB liability of the Trust calculated using the current healthcare trend rate, as well as what the collective net OPEB liability would be if calculated using one percentage point lower or one percentage point higher than the current rate:

	1% Decrease (6.75% Decreasing to 4% for Pre-Medicare, 4% for Medicare Eligible, and 1% for Optional Plans)	Current Healthcare Trend Rate (7.75% Decreasing to 5% for Pre-Medicare, 5% for Medicare Eligible, and 2% for Optional Plans)	1% Increase (8.75% Decreasing to 6% for Pre-Medicare, 6% for Medicare Eligible, and 3% for Optional Plans)
Board's proportionate share of collective net OPEB liability	\$15,593,395	\$19,313,543	\$24,113,554

---

**Notes to the Financial Statements**  
**For the Year Ended September 30, 2018**

---

The following table presents the Pickens County Board of Education’s proportionate share of the collective net OPEB liability of the Trust calculated using the discount rate of 4.63%, as well as what the collective net OPEB liability would be if calculated using one percentage point lower or one percentage point higher than the current rate:

	1% Decrease (3.63%)	Current Discount Rate (4.63%)	1% Increase (5.63%)
Board’s proportionate share of collective net OPEB liability	\$23,346,056	\$19,313,543	\$16,099,127

**H. OPEB Plan Fiduciary Net Position**

Detailed information about the OPEB plan’s fiduciary net position is located in the Trust’s financial statements for the fiscal year ended September 30, 2017. The supporting actuarial information is included in the GASB Statement Number 74 Report for PEEHIP prepared as of September 30, 2017. Additional financial and actuarial information is available at [www.rsa-al.gov](http://www.rsa-al.gov).

**Note 8 – Short-Term Debt**

In December 2017, the Board approved a short-term note payable for covering operational needs of the Board. The proceeds were repaid January 2018.

Short-term activity for the year ended September 30, 2018, was as follows:

	Beginning Balance	Proceeds	Repaid	Ending Balance
<b><u>Governmental Activities:</u></b>				
General Fund	\$	\$1,400,300	\$(1,400,300)	\$

**Note 9 – Long-Term Debt**

In June 2005, the Board issued Qualified Zone Academy Bonds, called 2005 Certificates of Participation on the financial statements, for the purpose of making improvements to local schools through equipment purchases and renovations. The Board is required to make annual payments of \$59,096.98 for ten years to an escrow fund. The principal amount of \$783,000 is to be paid by the escrow agent from the proceeds and earning of the annual payments when the bonds become due in 2021. These Qualified Zone Academy Bonds are general obligations of the Board and are paid from the Capital Projects Fund.



**Notes to the Financial Statements**  
**For the Year Ended September 30, 2018**

During fiscal year 2015, the Board, as part of a pooled bond issuance with other school systems within the State of Alabama, issued Capital Improvement Bonds, Series 2015-C in anticipation of their Public School Fund allocations, which are received from the Alabama Department of Education. The Alabama Department of Education withholds the required debt service payments from the Board's Public School Fund allocation. The proceeds from these bonds provided funds for the upgrade of technology, technology infrastructure and building of a new career center.

During fiscal year 2016, the Board issued Special Tax School Warrants, Series 2016. These Warrants are being issued to provide funds needed to acquire, construct and equip various capital improvements to certain of the public school facilities operated by the Board and to pay issuance expenses. Work on the said capital improvement is expected to commence on or about September 30, 2016, and is expected to take approximately fifteen (15) months.

On August 5, 2016, the Board entered into a note with West Alabama Bank & Trust for the purchase of eleven school buses in the amount of \$987,135.00. The note will mature in 2026. The note payable is being paid from fleet renewal funds.

The following is a summary of long-term debt transaction for the Board for the year ended September 30, 2018:

	Debt Outstanding 10/01/2017 (*)	Issued/ Increased	Repaid/ Decreased	Debt Outstanding 09/30/2018	Amounts Due Within One Year
<b>Governmental Activities:</b>					
<b>Notes Payable:</b>					
2016 School Buses	\$ 898,294.99	\$	\$ (90,946.76)	\$ 807,348.23	\$ 93,013.29
Total Notes Payable	898,294.99		(90,946.76)	807,348.23	93,013.29
<b>Certificates of Participation Payable:</b>					
2005 Certificates of Participation Payable QZAB	783,000.00			783,000.00	
Total Certificates of Participation Payable	783,000.00			783,000.00	
<b>Bonds and Warrants:</b>					
Special Tax School Warrants, Series 2016	7,695,000.00		(195,000.00)	7,500,000.00	200,000.00
Capital Improvement Pool Bonds Series 2015-C	1,810,096.15		(65,934.07)	1,744,162.08	69,230.77
Total Bonds and Warrants	9,505,096.15		(260,934.07)	9,244,162.08	269,230.77
<b>Other Liabilities:</b>					
Compensated Absences	112,461.82	12,040.85		124,502.67	124,502.67
Net Pension Liability	22,637,000.00		(2,287,000.00)	20,350,000.00	
Net OPEB Liability	22,386,488.00		(3,072,945.00)	19,313,543.00	
Total Other Liabilities	45,135,949.82	12,040.85	(5,359,945.00)	39,788,045.67	124,502.67
Governmental Activities Long-Term Liabilities	\$56,322,340.96	\$12,040.85	\$(5,711,825.83)	\$50,622,555.98	\$486,746.73
(*) Beginning balance was restated due to the implementation of GASB Statement Number 75. See Note 12.					

---

***Notes to the Financial Statements***  
***For the Year Ended September 30, 2018***

---

The following is a schedule of debt service requirements to maturity:

Fiscal Year Ending	Notes Payable School Buses		Certificates of Participation Payable	
	Principal	Interest	Principal	Interest
September 30, 2019	\$ 93,013.29	\$18,746.08	\$	
2020	95,127.44	16,631.93		
2021	97,381.55	14,377.82	783,000.00	
2022	99,642.56	12,116.81		
2023	101,956.07	9,803.30		
2024-2028	320,227.32	15,006.78		
2029-2033				
2034-2038				
2039-2043				
2044				
Totals	<u>\$807,348.23</u>	<u>\$86,682.72</u>	<u>\$783,000.00</u>	<u>(*)</u>

(\*) Interest-free obligation

**Pledged Revenues**

The Board, as part of a pooled bond issuance with other school systems within the State of Alabama, issued Capital Improvement Pool Bonds, Series 2015-C, in anticipation of their Public School Fund allocations, which are received from the Alabama Department of Education. The proceeds were provided for the upgrade of technology, technology infrastructure and building of a new career center. Future revenues in the amount of \$2,548,709.14 are pledged to repay the principal and interest on the bonds at September 30, 2018. Public School funds in the amount of \$654,810.00 were received by the Board during the fiscal year ended September 30, 2018. Pledged funds in the amount of \$149,942.57 were used to pay principal and interest on the warrants during the fiscal year ended September 30, 2018. The Capital Improvement Pool Bonds, Series 2015-C, will mature in fiscal year 2035.

The Board issued Special Tax School Warrant, Series 2016, which is pledged to be repaid from proceeds of sales taxes received by the Board. The proceeds were provided for the need to acquire, construct and equip various capital improvements to certain of the public school facilities operated by the Board and to pay issuance expenses. Future revenue in the amount of \$11,195,050.00 are pledged to repay the principal and interest on the bonds at September 30, 2018. Sales tax funds in the amount of \$964,038.52 were received by the Board during the fiscal year ended September 30, 2018. Pledged funds in the amount of \$429,185.94 were used to pay principal and interest on the warrants during the fiscal year ended September 30, 2018. The Special Tax School Warrants, Series 2016, will mature in 2044.

***Notes to the Financial Statements***  
***For the Year Ended September 30, 2018***

Capital Improvement Pool Bonds Series 2015-C		Special Tax School Warrants, Series 2016		Total Principal and Interest Requirements to Maturity
Principal	Interest	Principal	Interest	
\$ 69,230.77	\$ 80,711.80	\$ 200,000.00	\$ 230,800.00	\$ 692,501.94
72,733.52	77,250.26	205,000.00	226,800.00	693,543.15
76,236.26	73,613.58	210,000.00	222,700.00	1,477,309.21
80,151.10	69,801.76	210,000.00	218,500.00	690,212.23
84,065.93	65,794.22	215,000.00	214,300.00	690,919.52
488,118.13	261,512.28	1,150,000.00	1,005,000.00	3,239,864.51
594,848.89	154,784.86	1,350,000.00	807,000.00	2,906,633.75
278,777.48	21,078.30	1,630,000.00	519,000.00	2,448,855.78
		1,910,000.00	238,350.00	2,148,350.00
		420,000.00	12,600.00	432,600.00
<b>\$1,744,162.08</b>	<b>\$804,547.06</b>	<b>\$7,500,000.00</b>	<b>\$3,695,050.00</b>	<b>\$15,420,790.09</b>

**Note 10 – Risk Management**

The Board is exposed to various risks of loss related to torts; theft of, damage to, and destruction of assets; errors and omissions; injuries to employees; and natural disasters. The Board has insurance for its buildings and contents through the State Insurance Fund (SIF) part of the State of Alabama, Department of Finance, Division of Risk Management, which operates as a common risk management and insurance program for state owned properties and county boards of education. The Board pays an annual premium based on the amount of coverage requested. The SIF is self-insured up to \$3.5 million per occurrence and purchases commercial insurance for claims in excess of \$3.5 million. Automobile liability insurance and errors and omissions insurance is purchased from the Alabama Trust for Boards of Education (ATBE), a public entity risk pool. The ATBE collects the premiums and purchases excess insurance for any amount of coverage requested by pool participants in excess of the coverage provided by the pool. Employee health insurance is provided through the Public Education Employees' Health Insurance Fund (PEEHIF), administered by the Public Education Employees' Health Insurance Board (PEEHIB). The Fund was established to provide a uniform plan of health insurance for current and retired employees of state educational institutions and is self-sustaining. Monthly premiums for employee and dependent coverage are determined annually by the plan's actuary and are based on anticipated claims in the upcoming year, considering any remaining fund balance on hand available for claims. The Board contributes a specified amount monthly to the PEEHIF for each employee of state educational institutions. The Board's contribution is applied against the employees' premiums for the coverage selected and the employee pays any remaining premium.

---

***Notes to the Financial Statements***  
***For the Year Ended September 30, 2018***

---

Settled claims resulting from these risks have not exceeded the Board's coverage in any of the past three fiscal years.

The Board does not have insurance coverage of job-related injuries. Board employees who are injured while on the job are entitled to salary and fringe benefits of up to ninety working days in accordance with the *Code of Alabama 1975*, Section 16-1-18.1(d). Any unreimbursed medical expenses and costs which the employee incurs as a result of an on-the-job injury may be filed for reimbursement with the State Board of Adjustment.

**Note 11 – Interfund Transactions**

**Interfund Receivables and Payables**

The interfund receivables and payables at September 30, 2018, were as follows:

	Interfund Receivables General Fund	Total
<u>Interfund Payables:</u>		
Special Revenue Fund	\$172,614.09	\$172,614.09
Totals	<u>\$172,614.09</u>	<u>\$172,614.09</u>

**Interfund Transfers**

The amounts of interfund transfers during the fiscal year ended September 30, 2018, were as follows:

	Transfers Out		
	General Fund	Special Revenue Fund	Totals
<u>Transfers In:</u>			
General Fund	\$	\$43,972.39	\$ 43,972.39
Special Revenue Fund	619,954.94		619,954.94
Totals	<u>\$619,954.94</u>	<u>\$43,972.39</u>	<u>\$663,927.33</u>

The Board typically used transfers to fund ongoing operating subsidies, to service debt, and to recoup certain expenditures paid on-behalf of the local schools.

---

## *Notes to the Financial Statements*

### *For the Year Ended September 30, 2018*

---

#### Note 12 – Restatement

In fiscal year 2018, the Pickens County Board of Education adopted Governmental Accounting Standards Board (GASB) Statement Number 75, *Accounting and Financial Reporting for Postemployment Benefit Other Than Pensions (OPEB)*, as amended by GASB Statement Number 85, *Omnibus 2017*. The provision of GASB Statement Number 75 establish accounting and financial reporting standards for postemployment benefits other than pensions that are provided to the employees of state and local governmental employers through OPEB plans that are administered through trusts. Implementation of this statement requires a restatement to beginning net position. The adoption of this statement has a significant impact on the Pickens County Board of Education’s financial statements. For fiscal year 2018, the Board made prior period adjustments due to the adoption of GASB Statement Number 75 which required the restatement of the September 30, 2017, net position in Governmental Activities. The result is a decrease in net position at October 1, 2017, of \$21,755,247.00.

The impact of the restatements on the net position as previously reported is as follows:

	Governmental Activities
Governmental Activities, Net Position, September 30, 2017, as Previously Reported	\$ (5,346,849.74)
<u>Restatements Due to the Adoption of GASB Statement Number 75:</u>	
Net OPEB Liability	(22,386,488.00)
Deferred Outflows of Resources	631,241.00
	_____
Governmental Activities Net Position, September 30, 2017, as Restated	\$(27,102,096.74)

---

*This Page Intentionally Blank*

---

---

*Required Supplementary Information*

***Schedule of the Employer's Proportionate Share of the Collective  
Net Pension Liability  
For the Year Ended September 30, 2018***

	<b>2018</b>	<b>2017</b>
Employer's proportion of the collective net pension liability	0.207050%	0.209103%
Employer's proportionate share of the collective net pension liability	\$ 20,350,000.00	\$ 22,637,000.00
Employer's covered payroll during the measurement period (*)	\$ 13,671,193.48	\$ 13,244,282.25
Employer's proportionate share of the collective net pension liability as a percentage of its covered payroll	148.85%	170.92%
Plan fiduciary net position as a percentage of the total collective pension liability	71.50%	67.93%

(\*) Employer's covered payroll during the measurement period is the total covered payroll (See GASB Statement Number 82). For fiscal year 2018, the measurement period is October 1, 2016 through September 30, 2017.

This schedule is intended to show information for 10 years. Additional years will be displayed as they become available.





<u>2016</u>	<u>2015</u>
0.209623%	0.212065%
\$ 21,938,000.00	\$ 19,265,000.00
\$ 13,253,921.82	\$ 13,453,487.35
165.52%	143.20%
67.51%	71.01%

***Schedule of the Employer's Contributions - Pensions***  
***For the Year Ended September 30, 2018***

	<b>2018</b>	<b>2017</b>
Contractually required contribution	\$ 1,675,899.84	\$ 1,620,885.06
Contributions in relation to the contractually required contribution	<u>\$ 1,675,899.84</u>	<u>\$ 1,620,885.06</u>
Contribution deficiency (excess)	\$	\$
Employer's covered payroll	\$ 13,960,649.30	\$ 13,671,193.48
Contributions as a percentage of covered payroll	12.00%	11.86%

This schedule is intended to show information for 10 years. Additional years will be displayed as they become available.



<u>2016</u>	<u>2015</u>
\$ 1,571,866.96	\$ 1,546,843.11
<u>\$ 1,571,866.96</u>	<u>\$ 1,546,843.11</u>
\$	\$
\$ 13,244,282.25	\$ 13,253,921.82
11.87%	11.67%

---

*This Page Intentionally Blank*

---

***Schedule of the Employer's Proportionate Share of the Collective  
Net Other Postemployment Benefits (OPEB) Liability  
Alabama Retired Education Employees' Health Care Trust  
For the Year Ended September 30, 2018***

	<b>2018</b>
Board's proportion of the collective net OPEB liability	0.260030%
Board's proportionate share of the collective net OPEB liability	\$ 19,313,543.00
Board's covered-employee payroll during the measurement period (*)	\$ 13,671,193.48
Board's proportionate share of the collective net OPEB liability as a percentage of its covered-employee payroll	141.27%
Plan fiduciary net position as a percentage of the total collective OPEB liability	15.37%

(\*) Employer's covered-employee payroll during the measurement period is the total covered payroll. For fiscal year 2018, the measurement period is October 1, 2016 through September 30, 2017.

This schedule is intended to show information for 10 years. Additional years will be displayed as they become available.

***Schedule of the Employer's Contributions  
Other Postemployment Benefits (OPEB)  
Alabama Retired Education Employees' Health Care Trust  
For the Year Ended September 30, 2018***

	<b>2018</b>
Contractually required contribution	\$ 657,172.00
Contributions in relation to the contractually required contribution	<u>\$ 657,172.00</u>
Contribution deficiency (excess)	\$
Board's covered-employee payroll	\$ 13,960,649.30
Contributions as a percentage of covered-employee payroll	4.71%

This schedule is intended to show information for 10 years. Additional years will be displayed as they become available.

---

***Notes to Required Supplementary Information for  
Other Postemployment Benefits (OPEB)  
For the Year Ended September 30, 2018***

---

**Changes in Actuarial Assumptions**

In 2016, rates of withdrawal, retirement, disability, mortality, spouse coverage, and tobacco usage were adjusted to more closely reflect actual experience. In 2016, economic assumptions and the assumed rates of salary increase were adjusted to more closely reflect actual and anticipated experience. In 2016 and later, the expectation of retired life mortality was changed to the RP-2000 White Collar Mortality Table projected to 2020 using scale BB and adjusted 115% for all ages for males and 112% for ages 78 and over for females. The rates of disabled mortality were based on the RP-2000 Disabled Mortality Table projected to 2020 using Scale BB and adjusted 105% for males and 120% for females.

**Recent Plan Changes**

Effective January 1, 2017, Medicare eligible medical and prescription drug benefits are provided through the Medicare Advantage Part D (MAPD) plan.

The Health Plan was changed in 2017 to reflect the Affordable Care Act (ACA) maximum annual out-of-pocket amounts.

**Method and Assumptions Used in Calculations of Actuarially Determined Contributions**

The actuarially determined contribution rates in the Schedule of Employer Contributions are calculated as of September 30, 2014, three years prior to the end of the fiscal year in which contributions are reported. The following actuarial methods and assumptions were used to determine the most recent contribution rate reported in that schedule:

Actuarial Cost Method	Projected Unit Credit
Amortization Method	Level percent of pay
Remaining Amortization Period	27 year, closed
Asset Valuation Method	Market Value of Assets
Inflation	3.00%
Healthcare Cost Trend Rate:	
Pre-Medicare Eligible	7.50%
Medicare Eligible	5.75%
Ultimate Trend Rate:	
Pre-Medicare Eligible	5.00%
Medicare Eligible	5.00%
Year of Ultimate Trend Rate	2019 for Pre-Medicare Eligible 2017 for Medicare Eligible
Investment Rate of Return	5.00%, including inflation

***Schedule of Revenues, Expenditures and Changes in Fund Balances  
Budget and Actual - General Fund  
For the Year Ended September 30, 2018***

	<b>Budgeted Amounts</b>		<b>Actual Amounts</b>
	<b>Original</b>	<b>Final</b>	<b>Budgetary Basis</b>
<b>Revenues</b>			
State	\$ 16,521,340.00	\$ 16,588,319.36	\$ 16,875,740.83
Federal	1,800.00	1,800.00	148,454.74
Local	3,787,180.00	3,787,180.00	3,879,402.85
Other	105,202.00	105,202.00	113,141.85
Total Revenues	<u>20,415,522.00</u>	<u>20,482,501.36</u>	<u>21,016,740.27</u>
<b>Expenditures</b>			
Current:			
Instruction	11,852,136.84	11,907,136.84	12,197,041.44
Instructional Support	3,320,717.78	3,352,425.14	3,484,191.87
Operation and Maintenance	1,541,085.30	1,317,284.00	1,419,579.38
Auxiliary Services:			
Student Transportation Services	1,872,367.00	1,872,367.00	2,002,873.02
General Administrative and Central Support	1,047,816.00	1,041,816.00	1,074,017.68
Other	223,643.00	223,643.00	257,532.18
Debt Service:			
Principal Retirement	195,000.00	195,000.00	195,000.00
Interest and Fiscal Charges	235,000.00	235,000.00	234,185.94
Total Expenditures	<u>20,287,765.92</u>	<u>20,144,671.98</u>	<u>20,864,421.51</u>
Excess (Deficiency) of Revenues Over Expenditures	<u>127,756.08</u>	<u>337,829.38</u>	<u>152,318.76</u>
<b>Other Financing Sources (Uses)</b>			
Indirect Cost	216,633.18	190,554.66	168,873.14
Transfers In	26,767.00	26,767.00	43,972.39
Sale of Capital Assets			4,255.00
Transfers Out	(663,399.37)	(618,954.94)	(619,954.94)
Total Other Financing Sources (Uses)	<u>(419,999.19)</u>	<u>(401,633.28)</u>	<u>(402,854.41)</u>
Net Changes in Fund Balances	(292,243.11)	(63,803.90)	(250,535.65)
Fund Balances - Beginning of Year	<u>5,818,423.50</u>	<u>5,226,638.62</u>	<u>2,209,338.79</u>
Fund Balances - End of Year	<u>\$ 5,526,180.39</u>	<u>\$ 5,162,834.72</u>	<u>\$ 1,958,803.14</u>



	<b>Budget to GAAP Differences</b>	<b>Actual Amounts GAAP Basis</b>
	\$	\$ 16,875,740.83
		148,454.74
(1)	35,840.72	3,915,243.57
		113,141.85
	<u>35,840.72</u>	<u>21,052,580.99</u>
(2)	(23,259.45)	12,220,300.89
(2)	(1,904.20)	3,486,096.07
(2)	3,472.26	1,416,107.12
(2)	(52,109.02)	2,054,982.04
(2)	(72.79)	1,074,090.47
(2)	784.64	256,747.54
		195,000.00
		234,185.94
	<u>(73,088.56)</u>	<u>20,937,510.07</u>
	<u>(37,247.84)</u>	<u>115,070.92</u>
		168,873.14
		43,972.39
		4,255.00
		<u>(619,954.94)</u>
		<u>(402,854.41)</u>
	(37,247.84)	(287,783.49)
(3)	<u>(1,934,522.33)</u>	<u>274,816.46</u>
	<u>\$ (1,971,770.17)</u>	<u>\$ (12,967.03)</u>

---

***Schedule of Revenues, Expenditures and Changes in Fund Balances  
Budget and Actual - General Fund  
For the Year Ended September 30, 2018***

---

**Explanation of Differences Between Actual Amounts on  
Budgetary Basis and Actual Amounts GAAP Basis:**

The Board budgets on the modified accrual basis of accounting except as shown below:

- (1) The Board budgets for ad valorem and sales tax revenues as it is received, rather than on the modified accrual basis.
- (2) The Board budgets for salaries and benefits only to the extent they are expected to be paid in the current fiscal period, rather than on the modified accrual basis (GAAP).

Net Decrease in Fund Balance - Budget to GAAP

- (3) The amount reported as "fund balance" on the budgetary basis of accounting derives from the basis of accounting used in preparing the Board's budget. This amount differs from the fund balance reported in the Statement of Revenues, Expenditures and Changes in Fund Balances because of the cumulative effect of transactions such as those described above. Encumbrances outstanding at year-end are reported as reservations of fund balances and do not constitute expenditures or liabilities because commitments will be reappropriated and honored during the subsequent year.

---

---

\$ 35,840.72

(73,088.56)

\$ (37,247.84)

***Schedule of Revenues, Expenditures and Changes in Fund Balances  
Budget and Actual - Special Revenue Fund  
For the Year Ended September 30, 2018***

	Budgeted Amounts		Actual Amounts Budgetary Basis
	Original	Final	
<b>Revenues</b>			
Federal	\$ 3,406,038.00	\$ 3,759,725.77	\$ 3,277,408.86
Local	2,149,497.00	2,149,497.00	1,619,144.52
Other	53,630.00	53,630.00	29,748.45
Total Revenues	<u>5,609,165.00</u>	<u>5,962,852.77</u>	<u>4,926,301.83</u>
<b>Expenditures</b>			
Current:			
Instruction	1,502,644.28	1,597,920.27	1,535,352.27
Instructional Support	902,475.23	987,345.04	877,329.61
Operation and Maintenance	296,174.00	296,174.00	301,378.19
Auxiliary Services:			
Student Transportation Services	130,218.00	128,718.00	84,400.37
Food Services	2,395,656.43	2,134,134.02	1,844,696.15
General Administrative and Central Support	291,673.80	295,416.18	286,196.31
Other	590,009.69	766,396.79	619,661.00
Total Expenditures	<u>6,108,851.43</u>	<u>6,206,104.30</u>	<u>5,549,013.90</u>
Excess (Deficiency) of Revenues Over Expenditures	<u>(499,686.43)</u>	<u>(243,251.53)</u>	<u>(622,712.07)</u>
<b>Other Financing Sources (Uses)</b>			
Transfers In	748,750.37	736,167.94	619,954.94
Transfers Out	(112,118.00)	(143,980.00)	(43,972.39)
Total Other Financing Sources (Uses)	<u>636,632.37</u>	<u>592,187.94</u>	<u>575,982.55</u>
Net Changes in Fund Balances	136,945.94	348,936.41	(46,729.52)
Fund Balances - Beginning of Year	<u>914,750.07</u>	<u>1,232,750.13</u>	<u>1,232,840.45</u>
Fund Balances - End of Year	<u>\$ 1,051,696.01</u>	<u>\$ 1,581,686.54</u>	<u>\$ 1,186,110.93</u>

	<b>Budget to GAAP Differences</b>	<b>Actual Amounts GAAP Basis</b>
	\$	\$ 3,277,408.86
		1,619,144.52
		29,748.45
		<u>4,926,301.83</u>
		1,535,352.27
		877,329.61
		301,378.19
		84,400.37
(1)	(6,215.63)	1,850,911.78
		286,196.31
	(591.94)	620,252.94
	<u>(6,807.57)</u>	<u>5,555,821.47</u>
	<u>(6,807.57)</u>	<u>(629,519.64)</u>
		619,954.94
		<u>(43,972.39)</u>
		<u>575,982.55</u>
	(6,807.57)	(53,537.09)
(2)	<u>(83,314.62)</u>	<u>1,149,525.83</u>
	<u>\$ (90,122.19)</u>	<u>\$ 1,095,988.74</u>

---

***Schedule of Revenues, Expenditures and Changes in Fund Balances  
Budget and Actual - Special Revenue Fund  
For the Year Ended September 30, 2018***

---

**Explanation of Differences Between Actual Amounts on  
Budgetary Basis and Actual Amounts GAAP Basis:**

The Board budgets on the modified accrual basis of accounting except as shown below:

- (1) The Board budgets for salaries and benefits only to the extent they are expected to be paid in the current fiscal period, rather than on the modified accrual basis (GAAP).

Net Decrease in Fund Balance - Budget to GAAP

- (2) The amount reported as "fund balance" on the budgetary basis of accounting derives from the basis of accounting used in preparing the Board's budget. This amount differs from the fund balance reported in the Statement of Revenues, Expenditures and Changes in Fund Balances because of the cumulative effect of transactions such as those described above. Encumbrances outstanding at year-end are reported as reservations of fund balances and do not constitute expenditures or liabilities because commitments will be reappropriated and honored during the subsequent year.

---

---

\$ (6,807.57)

\$ (6,807.57)

---

*This Page Intentionally Blank*

---



---

*Supplementary Information*

***Schedule of Expenditures of Federal Awards  
For the Year Ended September 30, 2018***

Federal Grantor/ Pass-Through Grantor/ Program Title	Federal CFDA Number	Pass-Through Grantor's Identifying Number	Total Federal Expenditures
<b><u>U. S. Department of Agriculture</u></b>			
<b><u>Passed Through Alabama Department of Education</u></b>			
Child Nutrition Cluster:			
School Breakfast Program - Cash Assistance	10.553	N.A.	\$ 279,996.68
National School Lunch Program:			
Cash Assistance	10.555	N.A.	864,492.20
Non-Cash Assistance (Commodities)	10.555	N.A.	<u>80,512.81</u>
Sub-Total National School Lunch Program			945,005.01
Summer Food Service Program for Children	10.559		<u>26,153.96</u>
Sub-Total Child Nutrition Cluster			1,251,155.65
State Administrative Expenses for Child Nutrition	10.560	N.A.	<u>5,990.50</u>
Total U. S. Department of Agriculture			<u>1,257,146.15</u>
<b><u>U. S. Department of Education</u></b>			
<b><u>Passed Through Alabama Department of Education</u></b>			
Title I Grants to Local Educational Agencies (M)	84.010	N.A.	1,159,382.64
Special Education Cluster:			
Special Education - Grants to States	84.027	N.A.	704,357.00
Special Education - Preschool Grants	84.173	N.A.	<u>10,049.27</u>
Sub-Total Special Education Cluster (M)			714,406.27
Career and Technical Education - Basic Grants to States	84.048	N.A.	49,871.00
Rural Education	84.358	N.A.	42,882.64
Supporting Effective Instruction State Grants	84.367	N.A.	148,619.10
Student Support and Academic Enrichment Program	84.424	N.A.	31,862.00
<b><u>Passed Through Alabama Department of Early Childhood Education</u></b>			
Preschool Development Grants	84.419	N.A.	<u>20,195.80</u>
Total U. S. Department of Education			<u>2,167,219.45</u>
<b><u>Social Security Administration</u></b>			
<b><u>Passed Through Alabama Department of Education</u></b>			
Social Security - Disability Insurance	96.001	N.A.	<u>1,498.00</u>
Total Expenditures of Federal Awards			<u>\$ 3,425,863.60</u>

(M) = Major Program

N.A. = Not Available/Not Applicable

The accompanying Notes to the Schedule of Expenditures of Federal Awards are an integral part of this schedule.

---

---

***Notes to the Schedule of Expenditures  
of Federal Awards  
For the Year Ended September 30, 2018***

---

---

**Note 1 – Basis of Presentation**

The accompanying Schedule of Expenditures of Federal Awards (the “Schedule”) includes the federal grant activity of the Pickens County Board of Education and is presented on the modified accrual basis of accounting. The information in this Schedule is presented in accordance with the requirements of Title 2 U. S. *Code of Federal Regulations* Part 200, *Uniform Administrative Requirements, Cost Principles, and Audit Requirements for Federal Awards (Uniform Guidance)*. Because the Schedule presents only a selected portion of the operations of the Pickens County Board of Education, it is not intended to and does not present the financial position or changes in net position of the Pickens County Board of Education.

**Note 2 – Summary of Significant Accounting Policies**

Expenditures reported on the Schedule are reported on the modified-accrual basis of accounting. Such expenditures are recognized following the cost principles contained in the *Uniform Guidance* wherein certain types of expenditures are not allowable or are limited as to reimbursement. The Pickens County Board of Education has not elected to use the 10-percent de minimis indirect cost rate as allowed in the *Uniform Guidance*.

---

*This Page Intentionally Blank*

---

---

## *Additional Information*

---

---

***Board Members and Administrative Personnel***  
***October 1, 2017 through September 30, 2018***

---

---

<b>Board Members</b>		<b>Term Expires</b>
Hon. Annie Jackson	Chairman	November 2018
Hon. Michael Hinton	Vice-Chairman	November 2018
Hon. Nicholas Tolstick	Member	November 2018
Hon. Debbie Holley	Member	November 2018
Hon. LaSonja Richardson	Member	November 2018
<b><u>Administrative Personnel</u></b>		
Hon. Jamie Chapman	Superintendent	December 2020
Mrs. Jennifer Shirley	Chief School Financial Officer	Indefinite

---

---

***Report on Internal Control Over Financial Reporting and on  
Compliance and Other Matters Based on an Audit of  
Financial Statements Performed in Accordance With  
Government Auditing Standards***

---

---

**Independent Auditor's Report**

Members of the Pickens County Board of Education,  
Superintendent and Chief School Financial Officer  
Carrollton, Alabama

We have audited, in accordance with auditing standards generally accepted in the United States of America and the standards applicable to financial audits contained in ***Government Auditing Standards*** issued by the Comptroller General of the United States, the financial statements of the governmental activities, each major fund, and the aggregate remaining fund information of the Pickens County Board of Education, as of and for the year ended September 30, 2018, and the related notes to the financial statements, which collectively comprise the Pickens County Board of Education's basic financial statements and have issued our report thereon dated May 29, 2019.

**Internal Control Over Financial Reporting**

In planning and performing our audit of the financial statements, we considered the Pickens County Board of Education's internal control over financial reporting (internal control) to determine the audit procedures that are appropriate in the circumstances for the purpose of expressing our opinions on the financial statements, but not for the purpose of expressing an opinion on the effectiveness of the Pickens County Board of Education's internal control. Accordingly, we do not express an opinion on the effectiveness of the Pickens County Board of Education's internal control.

A deficiency in internal control exists when the design or operation of a control does not allow management or employees, in the normal course of performing their assigned functions, to prevent, or detect and correct, misstatements on a timely basis. A material weakness is a deficiency, or a combination of deficiencies, in internal control, such that there is a reasonable possibility that a material misstatement of the entity's financial statements will not be prevented, or detected and corrected, on a timely basis. A significant deficiency is a deficiency, or a combination of deficiencies, in internal control that is less severe than a material weakness, yet important enough to merit attention by those charged with governance.

Our consideration of internal control was for the limited purpose described in the first paragraph of this section and was not designed to identify all deficiencies in internal control that might be material weaknesses or significant deficiencies. Given these limitations, during our audit we did not identify any deficiencies in internal control that we consider to be material weaknesses. However, material weaknesses may exist that have not been identified.

---

---

***Report on Internal Control Over Financial Reporting and on  
Compliance and Other Matters Based on an Audit of  
Financial Statements Performed in Accordance With  
Government Auditing Standards***

---


---

**Compliance and Other Matters**

As part of obtaining reasonable assurance about whether the Pickens County Board of Education's financial statements are free from material misstatement, we performed tests of its compliance with certain provisions of laws, regulations, contracts and grant agreements, noncompliance with which could have a direct and material effect on the determination of financial statement amounts. However, providing an opinion on compliance with those provisions was not an objective of our audit, and accordingly, we do not express such an opinion. The results of our tests disclosed no instances of noncompliance or other matters that are required to be reported under ***Government Auditing Standards***.

**Purpose of this Report**

The purpose of this report is solely to describe the scope of our testing of internal control and compliance and the results of that testing, and not to provide an opinion on the effectiveness of the Pickens County Board of Education's internal control or on compliance. This report is an integral part of an audit performed in accordance with ***Government Auditing Standards*** in considering the Pickens County Board of Education's internal control and compliance. Accordingly, this communication is not suitable for any other purpose.



Rachel Laurie Riddle  
Chief Examiner  
Department of Examiners of Public Accounts

Montgomery, Alabama

May 29, 2019



---

---

***Report on Compliance for Each Major Federal Program  
and Report on Internal Control Over Compliance  
Required by the Uniform Guidance***

---

---

***Independent Auditor's Report***

Members of the Pickens County Board of Education,  
Superintendent and Chief School Financial Officer  
Carrollton, Alabama

***Report on Compliance for Each Major Federal Program***

We have audited the Pickens County Board of Education's compliance with the types of compliance requirements described in the ***OMB Compliance Supplement*** that could have a direct and material effect on each of the Pickens County Board of Education's major federal programs for the year ended September 30, 2018. The Pickens County Board of Education's major federal programs are identified in the Summary of Examiner's Results Section of the accompanying Schedule of Findings and Questioned Costs.

***Management's Responsibility***

Management is responsible for compliance with federal statutes, regulations, and the terms and conditions of its federal awards applicable to its federal programs.

***Auditor's Responsibility***

Our responsibility is to express an opinion on compliance for the Pickens County Board of Education's major federal program based on our audit of the types of compliance requirements referred to above. We conducted our audit of compliance in accordance with auditing standards generally accepted in the United States of America; the standards applicable to financial audits contained in ***Government Auditing Standards***, issued by the Comptroller General of the United States; and the audit requirements of Title 2 U. S. ***Code of Federal Regulations*** Part 200, ***Uniform Administrative Requirements, Cost Principles, and Audit Requirements for Federal Awards (Uniform Guidance)***. Those standards and the *Uniform Guidance* require that we plan and perform the audit to obtain reasonable assurance about whether noncompliance with the types of compliance requirements referred to above that could have a direct and material effect on a major federal program occurred. An audit includes examining, on a test basis, evidence about the Pickens County Board of Education's compliance with those requirements and performing such other procedures as we considered necessary in the circumstances.

We believe that our audit provides a reasonable basis for our opinion on compliance for the major federal programs. However, our audit does not provide a legal determination of the Pickens County Board of Education's compliance.

---

---

***Report on Compliance for Each Major Federal Program  
and Report on Internal Control Over Compliance  
Required by the Uniform Guidance***

---

---

***Opinion on the Major Federal Program***

In our opinion, the Pickens County Board of Education complied, in all material respects, with the types of compliance requirements referred to above that could have a direct and material effect on each of its major federal programs for the year ended September 30, 2018.

***Report on Internal Control Over Compliance***

Management of the Pickens County Board of Education is responsible for establishing and maintaining effective internal control over compliance with the types of compliance requirements referred to above. In planning and performing our audit of compliance, we considered the Pickens County Board of Education's internal control over compliance with the types of requirements that could have a direct and material effect on each major federal program to determine the auditing procedures that are appropriate in the circumstances for the purpose of expressing an opinion on compliance for each major federal program and to test and report on internal control over compliance in accordance with the *Uniform Guidance*, but not for the purpose of expressing an opinion on the effectiveness of internal control over compliance. Accordingly, we do not express an opinion on the effectiveness of the Pickens County Board of Education's internal control over compliance.

*A deficiency in internal control over compliance* exists when the design or operation of a control over compliance does not allow management or employees, in the normal course of performing their assigned functions, to prevent, or detect and correct, noncompliance with a type of compliance requirement of a federal program on a timely basis. *A material weakness in internal control over compliance* is a deficiency, or combination of deficiencies, in internal control over compliance, such that there is a reasonable possibility that material noncompliance with a type of compliance requirement of a federal program will not be prevented, or detected and corrected, on a timely basis. *A significant deficiency in internal control over compliance* is a deficiency, or a combination of deficiencies, in internal control over compliance with a type of compliance requirement of a federal program that is less severe than a material weakness in internal control over compliance, yet important enough to merit attention by those charged with governance.

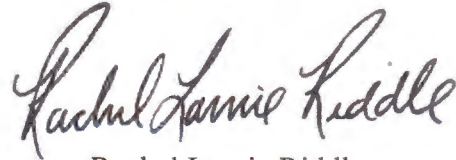
Our consideration of the internal control over compliance was for the limited purpose described in the first paragraph of this section and was not designed to identify all deficiencies in internal control over compliance that might be material weaknesses or significant deficiencies. We did not identify any deficiencies in internal control over compliance that we consider to be material weaknesses. However, material weaknesses may exist that have not been identified.

---

***Report on Compliance for Each Major Federal Program  
and Report on Internal Control Over Compliance  
Required by the Uniform Guidance***

---

The purpose of this report on internal control over compliance is solely to describe the scope of our testing of internal control over compliance and the results of that testing based on the requirements of the *Uniform Guidance*. Accordingly, this report is not suitable for any other purpose.



Rachel Laurie Riddle  
Chief Examiner  
Department of Examiners of Public Accounts

Montgomery, Alabama

May 29, 2019

***Schedule of Findings and Questioned Costs***  
***For the Year Ended September 30, 2018***

**Section I – Summary of Examiner's Results**

**Financial Statements**

Type of opinion issued: Unmodified  
Internal control over financial reporting:  
Material weakness(es) identified? \_\_\_\_\_ Yes      X   No  
Significant deficiency(ies) identified? \_\_\_\_\_ Yes      X   None reported  
Noncompliance material to financial statements noted? \_\_\_\_\_ Yes      X   No

**Federal Awards**

Internal control over major programs:  
Material weakness(es) identified? \_\_\_\_\_ Yes      X   No  
Significant deficiency(ies) identified? \_\_\_\_\_ Yes      X   None reported  
Type of auditor's report issued on compliance for major programs: Unmodified  
Any audit findings disclosed that are required to be reported in accordance with 2 CFR 200.516(a) of the *Uniform Guidance*? \_\_\_\_\_ Yes      X   No

Identification of major programs:

CFDA Numbers	Name of Federal Program or Cluster
84.010	Title I Grants to Local Educational Agencies
84.027 and 84.173	Special Education Cluster

Dollar threshold used to distinguish between Type A and Type B programs: \$750,000.00  
Auditee qualified as low-risk auditee? \_\_\_\_\_ Yes      X   No

***Schedule of Findings and Questioned Costs***  
***For the Year Ended September 30, 2018***

**Section II – Financial Statement Findings (GAGAS)**

Ref. No.	Type of Finding	Finding/Noncompliance	Questioned Costs
		No matters were reportable.	

**Section III – Federal Awards Findings and Questioned Costs**

Ref. No.	CFDA No.	Program	Finding/Noncompliance	Questioned Costs
			No matters were reportable.	