


A PARENT'S GUIDE TO GOOGLE CLASSROOM


August 2020 Virtual Learning



WHAT IS GOOGLE CLASSROOM?

**Google Classroom is your
child's digital link to
learning!**

**This is where teachers
share assignments and
much more with their
students!**




TO GET STARTED...



Your child will be provided with an email address and password.


Your child's teacher will get you that private information when it is ready.



TO GET STARTED...




- 1. Click on the google chrome browser icon on your computer or device.**



TO GET STARTED...



2. Type www.google.com
in the web address bar.




TO GET STARTED...



3. Click on SIGN IN in the upper right hand corner of the browser window.





TO GET STARTED...

Google

Hi Tanya

bratton@opsb.info


Enter your password

[Forgot password?](#)

[NEXT](#)

Click on Next


4. Type in your child's email address and click next.



TO GET STARTED...

Google

Hi Tanya

 bratton@opsb.info

Enter your password

[Forgot password?](#)

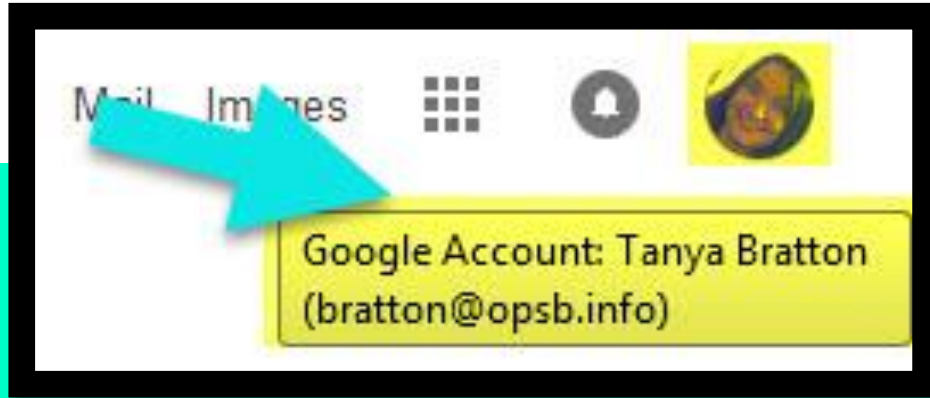
[NEXT](#)

Click on Next

**5. Type in your
password and click
next.**

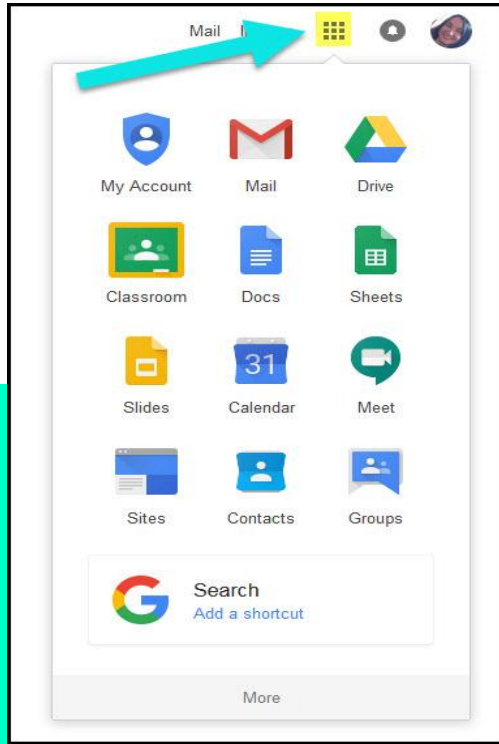

TO GET STARTED...

AH AHH



**Now you will see you
are signed in to your
Google Apps for
Education Account!!!**

THE GOOGLE SUITE



Click on the 9 square waffle/dots in the top right corner to see the items offered with Goggle Suite.

THE GOOGLE SUITE



Chrome



Classroom



Meets



Drive



Slides



Docs



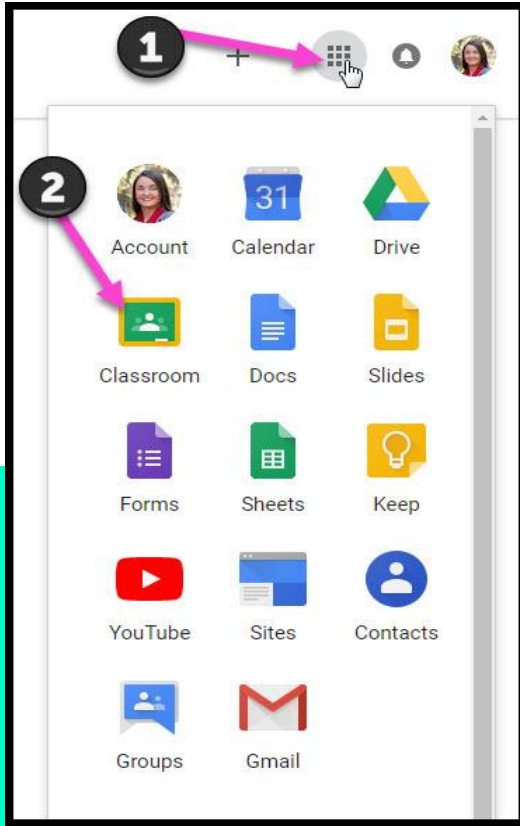
Forms



Sheets

**Some important icons
that we use frequently!**

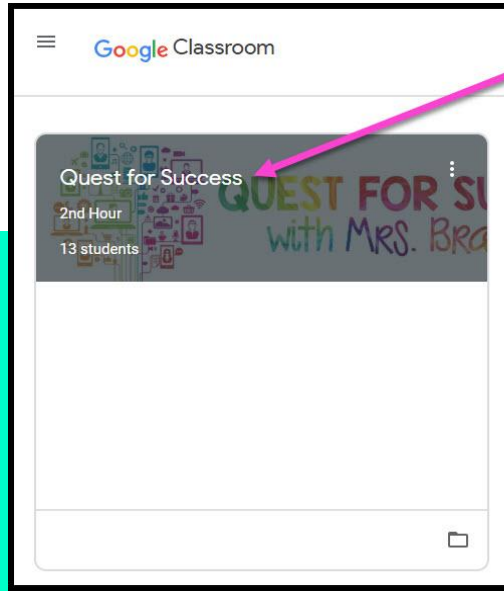
NAVIGATING GOOGLE CLASSROOM



1. Click the waffle then click the google classroom icon.



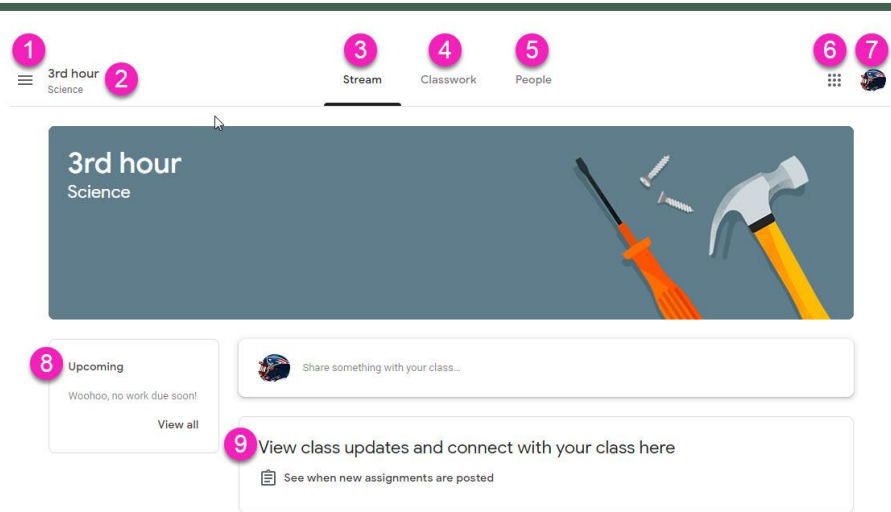
NAVIGATING GOOGLE CLASSROOM



2. Click on the class you wish to view.



NAVIGATING GOOGLE CLASSROOM



- | | |
|---------------------------|---------------------------------|
| 1 Menu of Classes | 6 Waffle Button (App Directory) |
| 2 Current Class | 7 Your account |
| 3 Announcements Page | 8 Upcoming Assignments |
| 4 Assignments | 9 Updates from your teacher |
| 5 Teacher(s) & Classmates | |

3. Page tools.

NAVIGATING GOOGLE CLASSROOM

The screenshot shows the Google Classroom interface with the following numbered callouts:

- 1. Classwork Tab
- 2. See your Grades
- 3. See Due Dates
- 4. View your files
- 5. Topics available
- 6. Topic Headings
- 7. Assignment Title
- 8. Assignment Due Date
- 9. Assignment Status
- 10. Attached files/links
- 11. Click to view assignment

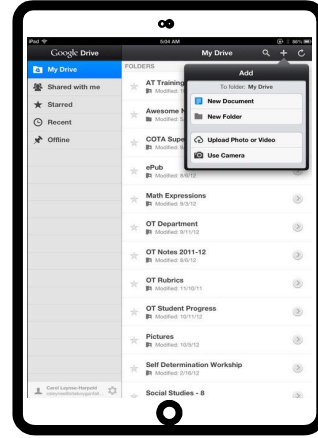
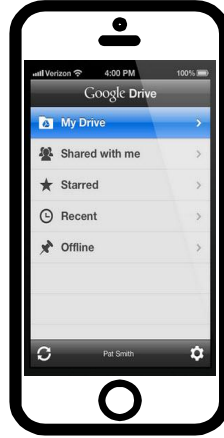

The interface includes a top navigation bar with 'Stream', 'Classwork' (selected), and 'People'. Below this is a 'View your work' section with 'Google Calendar' and 'Class Drive folder' links. The left sidebar lists 'All topics', 'Benchmark Tests', 'Daily Lesson Files', 'Assessments', 'Back to School', and 'Resources'. The main content area shows 'Benchmark Tests' with a 'STAR Math Benchmark Test - BOY' due Sep 3. Below this is 'Daily Lesson Files' with an assignment 'For the Week of September 2 - 6' due Today. The assignment details show it was posted Sep 3 and is assigned. It lists a schedule: Monday - NO SCHOOL (Labor Day), Tuesday - Multistep Equations (Also STAR Math Benchmark), Wednesday - Variables on Both Sides, Thursday - Infinite & No Solution Equations, and Friday - Algebraic Proportions. Four PDF files are attached: 'Day 1 - Multistep Equatio...', 'Day 2 - Variables on Both...', 'Day 3 - Infinite & No Solu...', and 'Day 4 - Algebraic Propor...'. A 'View Assignment' link is at the bottom.



4. Classwork and homework assignment details.



YOU CAN ACCESS ANYWHERE!!!



ARE YOU
SERIOUS?




Download on the
App Store



GET IT ON
Google Play

**You can use Google
Apps on any device
that is connected to
the internet!**

STILL HAVE QUESTIONS???



I'm LoSt

I will be glad to help!

Email me at:
[jcardinal@vidalia-city.k12.](mailto:jcardinal@vidalia-city.k12.ga.us)
[ga.us](mailto:jcardinal@vidalia-city.k12.ga.us)