

Report on the

# Pickens County Board of Education

Pickens County, Alabama

October 1, 2013 through September 30, 2014

Filed: July 17, 2015



## Department of Examiners of Public Accounts

50 North Ripley Street, Room 3201

P.O. Box 302251

Montgomery, Alabama 36130-2251

Website: [www.examiners.alabama.gov](http://www.examiners.alabama.gov)

*Ronald L. Jones, Chief Examiner*





Ronald L. Jones  
Chief Examiner


State of Alabama  
Department of  
**Examiners of Public Accounts**

P.O. Box 302251, Montgomery, AL 36130-2251  
50 North Ripley Street, Room 3201  
Montgomery, Alabama 36104-3833  
Telephone (334) 242-9200  
FAX (334) 242-1775

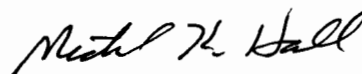
Honorable Ronald L. Jones  
Chief Examiner of Public Accounts  
Montgomery, Alabama 36130

Dear Sir:

Under the authority of the *Code of Alabama 1975*, Section 41-5-21, I submit this report on the results of the audit of the Pickens County Board of Education, Pickens County, Alabama, for the period October 1, 2013 through September 30, 2014.

Sworn to and subscribed before me this  
the 24<sup>th</sup> day of June, 2015.  
  
[Signature]  
Notary Public

Respectfully submitted,

  
Michael K. Hall  
Examiner of Public Accounts

rb



---

---

## *Table of Contents*

---

---

	<i>Page</i>
<b>Summary</b>	A
<p>Contains items pertaining to federal, state and local legal compliance, Board operations and other matters.</p>	
<b>Independent Auditor's Report</b>	B
<p>Reports on whether the financial information constitutes a fair presentation of the financial position and results of financial operations in accordance with generally accepted accounting principles (GAAP).</p>	
<b>Management's Discussion and Analysis</b>	F
<p>Provides information required by the Governmental Accounting Standards Board (GASB) that is prepared by management of the Board introducing the basic financial statements and providing an analytical overview of the Board's financial activities for the year. This information has not been audited, and no opinion is provided about the information.</p>	
<b><u>Basic Financial Statements</u></b>	1
<p>Provides the minimum combination of financial statements and notes to the financial statements that is required for the fair presentation of the Board's financial position and results of operations in accordance with GAAP.</p>	
Exhibit #1	2
Exhibit #2	3
Exhibit #3	5
Exhibit #4	7
Exhibit #5	8
Exhibit #6	10
Exhibit #7	11



---

---

## *Table of Contents*

---

---

		<i>Page</i>
Exhibit #8	Statement of Changes in Fiduciary Net Position	12
<b>Notes to the Financial Statements</b>		13
<b><u>Required Supplementary Information</u></b>		33
<p>Provides information required by the GASB to supplement the basic financial statements. This information has not been audited and no opinion is provided about the information.</p>		
Exhibit #9	Schedule of Revenues, Expenditures and Changes in Fund Balances – Budget and Actual – General Fund	34
Exhibit #10	Schedule of Revenues, Expenditures and Changes in Fund Balances – Budget and Actual – Special Revenue Fund	38
<b><u>Supplementary Information</u></b>		42
<p>Contains financial information and notes relative to federal financial assistance.</p>		
Exhibit #11	Schedule of Expenditures of Federal Awards	43
<b>Notes to the Schedule of Expenditures of Federal Awards</b>		45
<b><u>Additional Information</u></b>		46
<p>Provides basic information related to the Board, including reports and items required by generally accepted government auditing standards and/or U. S. Office of Management and Budget (OMB) Circular A-133 for federal compliance audits.</p>		
Exhibit #12	<b>Board Members and Administrative Personnel</b> – a listing of the Board members and administrative personnel.	47
Exhibit #13	<b>Report on Internal Control Over Financial Reporting and on Compliance and Other Matters Based on an Audit of Financial Statements Performed in Accordance With <i>Government Auditing Standards</i></b> – a report on internal controls related to the financial statements and on whether the Board complied with laws and regulations which could have a direct and material effect on the Board’s financial statements.	48





---

---

## *Table of Contents*

---

---

	<i>Page</i>
Exhibit #14 <b>Report on Compliance for Each Major Federal Program and Report on Internal Control Over Compliance Required by OMB Circular A-133</b> – a report on internal controls over compliance with requirements of laws, regulations, contracts, and grants applicable to major federal programs and an opinion on whether the Board complied with laws, regulations, and the provisions of contracts or grant agreements which could have a direct and material effect on each major program.	50
Exhibit #15 <b>Schedule of Findings and Questioned Costs</b> – a schedule summarizing the results of audit findings relating to the financial statements as required by <i>Government Auditing Standards</i> and findings and questioned costs for federal awards as required by OMB Circular A-133.	53

---





Department of  
**Examiners of Public Accounts**

**SUMMARY**

**Pickens County Board of Education  
October 1, 2013 through September 30, 2014**

The Pickens County Board of Education (the “Board”) is governed by a five-member body elected by the citizens of Pickens County. The members and administrative personnel in charge of governance of the Board are listed in Exhibit 12. The Board is the governmental agency that provides general administration and supervision for Pickens County public schools, preschool through high school.

This report presents the results of an audit the objectives of which were to determine whether the financial statements present fairly the financial position and results of financial operations and whether the Board complied with applicable laws and regulations, including those applicable to its major federal financial assistance programs. The audit was conducted in accordance with auditing standards generally accepted in the United States of America and the standards applicable to financial audits contained in *Government Auditing Standards* issued by the Comptroller General of the United States as well as the requirements of the Department of Examiners of Public Accounts under the authority of the *Code of Alabama 1975*, Section 41-5-14.

An unmodified opinion was issued on the financial statements, which means that the Board’s financial statements present fairly, in all material respects, its financial position and the results of its operations for the fiscal year ended September 30, 2014.

Tests performed during the audit did not disclose any significant instances of noncompliance with applicable state and local laws and regulations.

The following officials/administrative personnel were invited to an exit conference to discuss the results of this report: Jamie Chapman, Superintendent; Jennifer Shirley, Chief School Finance Officer; and Board Members: Nicholas Tolstick, Michael Hinton, Debbie Holley, Annie Jackson and LaSonja Richardson. The following individuals attended the exit conference, held at the offices of the Pickens County Board of Education: Jamie Chapman, Superintendent; and Board Members, Michael Hinton and Nicholas Tolstick. Also in attendance were representatives of the Department of Examiners of Public Accounts: Shelley Patrenos, Audit Manager and Michael K. Hall, Examiner of Public Accounts.

---

*This Page Intentionally Blank*

---

---

*Independent Auditor's Report*

## **Independent Auditor's Report**

To: Members of the Pickens County Board of Education, Superintendent and Chief School Financial Officer

### **Report of the Financial Statements**

We have audited the accompanying financial statements of the governmental activities, each major fund, and the aggregate remaining fund information of the Pickens County Board of Education, as of and for the year ended September 30, 2014, and the related notes to the financial statements, which collectively comprise the Pickens County Board of Education's basic financial statements as listed in the table of contents as Exhibits 1 through 8.

### **Management's Responsibility for the Financial Statements**

The management of the Pickens County Board of Education is responsible for the preparation and fair presentation of these financial statements in accordance with accounting principles generally accepted in the United States of America; this includes the design, implementation, and maintenance of internal control relevant to the preparation and fair presentation of financial statements that are free from material misstatement, whether due to fraud or error.

### **Auditor's Responsibility**

Our responsibility is to express opinions on these financial statements based on our audit. We conducted our audit in accordance with auditing standards generally accepted in the United States of America and the standards applicable to financial audits contained in **Government Auditing Standards**, issued by the Comptroller General of the United States. Those standards require that we plan and perform the audit to obtain reasonable assurance about whether the financial statements are free from material misstatement.

An audit involves performing procedures to obtain audit evidence about the amounts and disclosures in the financial statements. The procedures selected depend on the auditor's judgment, including the assessment of risks of material misstatement of the financial statements, whether due to fraud or error. In making those risk assessments, the auditor considers internal control relevant to the entity's preparation and fair presentation of the financial statements in order to design audit procedures that are appropriate in the circumstances, but not for the purpose of expressing an opinion on the effectiveness of the entity's internal control. Accordingly, we express no such opinion. An audit includes evaluating the appropriateness of accounting policies used and the reasonableness of significant accounting estimates made by management, as well as evaluating the overall presentation of the financial statements.

We believe that the audit evidence we have obtained is sufficient and appropriate to provide a basis for our audit opinions.

### **Opinions**

In our opinion, the financial statements referred to above present fairly, in all material respects, the respective financial position of the governmental activities, each major fund, and the aggregate remaining fund information of the Pickens County Board of Education, as of September 30, 2014, and the respective changes in financial position thereof for the year then ended in accordance with accounting principles generally accepted in the United States of America.

### **Emphasis of Matter**

As discussed in Note 12 to the financial statements, in fiscal year ended September 30, 2014, the Pickens County Board of Education adopted Governmental Accounting Standards Board (GASB) Statement Number 65, ***Item Previously Reported as Assets and Liabilities***. Our opinion is not modified with respect to this matter.

### **Other Matters**

#### *Required Supplementary Information*

Accounting principles generally accepted in the United States of America require that the accompanying Management's Discussion and Analysis (MD&A) and the Schedules of Revenues, Expenditures and Changes in Fund Balances – Budget and Actual, (Exhibits 9 and 10), be presented to supplement the basic financial statements. Such information, although not a part of the basic financial statements, is required by the Governmental Accounting Standards Board who considers it to be an essential part of financial reporting for placing the basic financial statements in an appropriate operational, economic, or historical context. We have applied certain limited procedures to the required supplementary information in accordance with auditing standards generally accepted in the United States of America, which consisted of inquiries of management about the methods of preparing the information and comparing the information for consistency with management's responses to our inquiries, the basic financial statements, and other knowledge we obtained during our audit of the basic financial statements. We do not express an opinion or provide any assurance on the information because the limited procedures do not provide us with sufficient evidence to express an opinion or provide any assurance.

#### *Supplementary Information*

Our audit was conducted for the purpose of forming opinions on the financial statements that collectively comprise the Pickens County Board of Education's basic financial statements. The accompanying Schedule of Expenditures of Federal Awards (Exhibit 11) as required by U. S. Office of Management and Budget Circular A-133, ***Audits of States, Local Governments, and Non-Profit Organizations***, is presented for the purposes of additional analysis and is not a required part of the basic financial statements.

The accompanying Schedule of Expenditures of Federal Awards is the responsibility of management and was derived from and relates directly to the underlying accounting and other records used to prepare the basic financial statements. Such information has been subjected to the auditing procedures applied in the audit of the basic financial statements and certain additional procedures, including comparing and reconciling such information directly to the underlying accounting and other records used to prepare the basic financial statements or to the basic financial statements themselves, and other additional procedures in accordance with auditing standards generally accepted in the United States of America. In our opinion, the Schedule of Expenditures of Federal Awards is fairly stated, in all material respects, in relation to the basic financial statements as a whole.

**Other Reporting Required by Government Auditing Standards**

In accordance with ***Government Auditing Standards***, we have also issued our report dated June 17, 2015, on our consideration of the Pickens County Board of Education's internal control over financial reporting and on our tests of its compliance with certain provisions of laws, regulations, contracts and grant agreements and other matters. The purpose of that report is to describe the scope of our testing of internal control over financial reporting and compliance and the results of that testing, and not to provide an opinion on the internal control over financial reporting or on compliance. That report is an integral part of an audit performed in accordance with ***Government Auditing Standards*** in considering the Pickens County Board of Education's internal control over financial reporting and compliance.



Ronald L. Jones  
Chief Examiner

Department of Examiners of Public Accounts

Montgomery, Alabama

June 17, 2015



---

*Management's Discussion and Analysis  
(Required Supplementary Information)*

# PICKENS COUNTY BOARD OF EDUCATION

---

## Management's Discussion and Analysis (MD&A) September 30, 2014

---

The Management's Discussion and Analysis of the Pickens County Board of Education represents the overall financial and operation results of the fiscal year ended September 30, 2014. Please read the notes to the financial statements and the financial statement which follow this analysis.

The Management's Discussion and Analysis (MD&A) is an element of the reporting model adopted by the Governmental Accounting Standards Board (GASB) in their Statement No. 34, *Basic Financial Statements and Managements Discussion and Analysis - for State and Local Governments* issued in June 1999. Certain comparative information between the current fiscal year and the prior year is required to be presented in the MD&A and is included in this report.

### **Financial Highlights: Significant Items to Note**

Our Financial Statements provide these insights into the results of this year's operation.

- The Assets of the Board exceeded its liabilities at the close of 2014 fiscal year by \$14.09 million. Of this amount \$0.403 million (unrestricted net position) may be used to meet the Boards future cost of operation. The assets invested in capital, net of related debt was \$10.411 million.
- The total cost of the Board's program for the year was \$26.486 million. After taking away the portion of these costs paid for with Program Revenues (Charges for Services, Operating Grants and Capital Grants and Contributions) the net cost that required funding from Pickens County taxpayers was \$4.347 million. The Foundation Program requires a 10 mill equivalency local match that is derived from locally collected ad valorem and sales taxes. This amount for the year was \$1,600,437 which included Foundation and Capital Project Funds.
- No new school buses were purchased during the year. \$211,753.08 was paid for existing bus notes.
- Capital outlays during the audit period included:
  - Various Small Projects
  - Security Camera Systems
  - Textbooks
  - Renovation of Vocational School
- Long-term debt decreased by \$211,753.08. The two current bus notes will be paid off in 2015.
- Total general fund revenues decreased \$207,623.70 and fund balance decreased by \$713,246.39.
- While property taxes for general fund and specific purposes increased by \$188,245.35, sales taxes decreased by \$219,530.89.

# PICKENS COUNTY BOARD OF EDUCATION

---

## Management's Discussion and Analysis (MD&A) September 30, 2014

---

### Using the Financial Statements – An Overview for the User

The financial section of this report consists of five parts – MD&A (Managements Discussion and Analysis {this section}), the Independent Auditors' Report, the Basic Financial Statements, Required Supplemental Information, and other Supplemental Information.

The Board's new financial statements are comprised of these components: 1) *Government-wide Financial Statement*, 2) *Fund Financial Statements*, and 3) *Notes to the Basic Financial Statements*.

### Government-Wide Financial Statements

The purpose of these statements is to provide readers with a broad overview of the Boards' finances as a whole instead of an individual fund basis. The report states that all activities of the board reported in this report are classified as government activities. These activities include the following:

- Instruction includes teacher salaries and benefits, instructional aides, substitute teachers, textbooks, professional development, and classroom instructional materials, supplies and equipment.
- Instructional Support includes salaries and benefits for principals assistant principals, librarians, counselors school secretaries and bookkeepers, speech therapist, school nurses, and professional development.
- Operation and Maintenance includes utilities, security services, janitorial services, maintenance services.
- Auxiliary Services includes student transportation expenses, such as bus driver salaries and benefits, mechanics, bus aides, vehicle maintenance and repair expenses, vehicle fuel, fleet insurance; and food service expenses such as lunchroom managers, cooks, cashiers and servers' salaries and benefits as well as donated and purchased food, food preparation and service supplies, kitchen and lunchroom equipment.
- General Administrative and Central Support includes salaries and benefits for the superintendent, assistants, clerical, and financial staff, and other personnel that provide system-wide support for the schools. Also included are legal expenses, liability insurance, training for board members and general administrative staff, printing costs.
- Interest and Fiscal Charges include interest, but not principal payments, on long-term debt issues and other expenses related to the issuance and continuance of debt issues.
- Other includes the salaries and benefits for community education instructors. Also included are the materials, supplies, equipment, and other expenses for operating programs outside of those for educating students in the K-12 grade instructional programs.

# PICKENS COUNTY BOARD OF EDUCATION

---

## Management's Discussion and Analysis (MD&A) September 30, 2014

---

Government-wide Statements report the capitalization of capital assets the outstanding balances of long term debt and other obligations.

These statements report all assets and liabilities perpetuated by these activities using the accrual basis of accounting. The accrual basis takes into account all of the Boards' current year revenues and expenses regardless of when received or paid. This approach moves the financial reporting method for governmental entities closer to the financial reporting methods used in the private sector. The following government-wide financial statements report on all of the governmental activities of the Board as a whole.

The Statement of Net Position (Exhibit #1) is most closely related to a balance sheet. It presents information on all of the board's assets (what it owns) and liabilities (what it owes) and deferred inflows of resources, with the difference reported as net position. The net position reported in this statement represents the accumulation of changes in net position for the current fiscal year and all fiscal years in the past combined.

The Statement of Activities (Exhibit #2) is most closely related to an income statement. It presents information showing how the Board's net position changed during current fiscal year only. All of the current year's revenues and expenses are accounted for in the Statement of Activities regardless of when cash is received or paid. The statement identifies the extent to which each expenditure function draws from general revenues of the Board (local taxes) or is financed through charges for services (such as lunchrooms) and intergovernmental aid (federal programs and state allotments).

### **Fund Financial Statements**

The Fund Financial Statement provides more detailed information about the Board's most significant funds – not the board as a whole. A fund is a grouping of related accounts that is used to keep track of specific sources of funding and spending for particular purposes. The Board used fund accounting to ensure and demonstrate accountability. Only one kind of fund (governmental) is presented in the fund financial statements.

**Governmental Funds** – Governmental fund financials begin with (exhibit # 3). Most of the Board activities are reported in governmental funds, which focus on how money flows into and out of those funds and the balances left at year-end that are available for spending. The governmental fund statements – the Balance Sheet and the Statement of Revenues, Expenditures and Changes in Fund Balances – are reported using an accounting method called modified accrual accounting, which measures cash and all other financial assets that can readily be converted to cash. The Board's major funds are General Fund, Special Revenue, Debt Service, and Capital Projects Fund.

# PICKENS COUNTY BOARD OF EDUCATION

---

## Management's Discussion and Analysis (MD&A) September 30, 2014

---

### Notes to the Basic Financial Statements

The notes to the basic financial statements provide additional information that is essential for the statements to fairly represent the Board's financial position and its operations. The notes contain important information that is not part of the basic financial statements.

In addition to the basic financial-statements and the accompanying notes, this report also presents certain Required Supplementary Information (RSI) other than the MD&A consisting of a budgetary comparison schedule for the general fund and each major special revenue fund that has a legally adopted annual budget. The schedule includes an accompanying note explaining the differences between actual amounts as reported on the basis of budgeting and the GAAP basic of reporting.

### Financial Analysis of the Board as a Whole

As noted earlier, net position may serve as a useful indicator of a government's financial position. Refer to TABLE 1 when reading the following analysis of net position. The Board's assets exceeded liabilities by \$14.09 million at September 30, 2014.

- Of this figure, 10.41 million reflects the Board's Net Investment in Capital Assets. Since these capital assets represents investment in land, buildings, school buses, furniture and equipment, this portion of the net position is not available for future spending or funding of operations.
- Restricted net position account for \$3.27 million of total net position. Restricted net position are reported separately to show the external legal constraints from debt covenants and enabling legislation that limit the Board's ability to use those net position for day-to-day operations. There exists a balance of unrestricted net position of \$0.40 million at September 30, 2014 which may be used to meet the Boards future cost of operations.

# PICKENS COUNTY BOARD OF EDUCATION

## Management's Discussion and Analysis (MD&A) September 30, 2014

**Table 1: SUMMARY OF NET POSITION**

(in millions)

	Governmental Activities			
	2013	%	2014	%
Current & Other Assets	\$7.46	36.49%	\$7.47	37.12%
Capital Assets	12.99	63.51%	12.65	62.88%
<b>Total Assets</b>	<b>\$20.45</b>	<b>100.00%</b>	<b>\$20.12</b>	<b>100.00%</b>
Current Liabilities	\$3.15	55.22%	\$1.86	44.19%
Non-Current Liabilities	2.56	44.78%	2.35	55.81%
<b>Total Liabilities</b>	<b>\$5.71</b>	<b>100.00%</b>	<b>\$4.21</b>	<b>100.00%</b>
Unavailable Revenue - Property Taxes			\$1.71	93.65%
Revenue Received in Advance - Motor Vehicle Taxes			0.12	6.35%
<b>Total Deferred Inflows of Resources</b>			<b>\$1.83</b>	<b>100.00%</b>
Net Position				
Net Investment in Capital Assets	\$10.55	71.59%	\$10.41	73.90%
Restricted for:				
Capital Projects	0.94	6.37%	.93	6.57%
Other Purposes	2.26	15.32%	2.35	15.95%
Unrestricted	0.99	6.72%	0.40	3.57%
<b>Total Net Position</b>	<b>\$14.74</b>	<b>100.00%</b>	<b>\$14.09</b>	<b>100.00%</b>

Government Activities – The Board's net position decreased by \$0.65 million during the current fiscal year.

As shown in Table 2, the cost of services rendered from the Boards governmental activities for the year ended September 30, 2014 was \$26.49 million. It is important to note that not all of this cost was borne by the taxpayers of Pickens County.

- Some of the cost, 2.24 million, was paid by users who benefited from services provided during the year, such as school lunches, etc.

# PICKENS COUNTY BOARD OF EDUCATION

## Management's Discussion and Analysis (MD&A) September 30, 2014

- State and Federal government subsidized certain programs with operating and capital grants and contributions totaling \$19.90 million.
- Other general revenue sources, such as interest earnings, and other miscellaneous revenue provided \$1.11 million.
- \$2.58 million of the Board's total cost of \$26.49 million was financed by district and state taxpayers, as follows: \$1.78 million in property tax, and \$0.80 million in sales taxes.

**Table 2: SUMMARY IN NET POSITION FROM OPERATING RESULTS**

in millions				
	Governmental Activities			
	2013	%	2014	%
<b>Revenues</b>				
<i>Program Revenues</i>				
Charges for Services	\$2.34	9.08%	\$2.24	8.68%
Operating Grants & Contributions	19.01	73.76%	18.60	72.00%
Capital Grants & Contributions	0.95	3.69%	1.30	5.03%
<i>General Revenue</i>				
Property Taxes for General and Special Purposes	1.60	6.19%	1.78	6.91%
Sales & Use Tax	1.02	3.96%	0.80	3.10%
Miscellaneous/Interest Earning	0.85	3.31%	1.11	4.29%
<b>Total Revenues</b>	<b>\$25.77</b>	<b>100.00%</b>	<b>\$25.83</b>	<b>100.00%</b>
<b>Expenses</b>				
Instruction	\$14.19	54.28%	\$14.35	54.17%
Instruction Support	3.60	13.77%	3.92	14.80%
Operation & Maintenance	1.98	7.57%	1.92	7.25%
<i>Auxiliary Services</i>				
Food Service	1.93	7.38%	1.96	7.40%
Transportation	2.29	8.76%	2.25	8.49%
General Administrative & Central Support	1.41	5.39%	1.25	4.72%
Other	0.72	2.75%	0.81	3.06%
Interest	0.03	0.11%	0.02	0.08%
<b>Total Expenses</b>	<b>\$26.14</b>	<b>100.00%</b>	<b>\$26.49</b>	<b>100.00%</b>
<b>Increase (Decrease) in Net Position</b>	<b>(\$0.37)</b>		<b>(\$0.65)</b>	
<b>Net Position - Beginning</b>	<b>\$15.11</b>		<b>\$14.74</b>	
<b>Net Position - Ending</b>	<b>\$14.74</b>		<b>\$14.09</b>	

# PICKENS COUNTY BOARD OF EDUCATION

## Management's Discussion and Analysis (MD&A) September 30, 2014

Table 3 is condensed statement derived from Statement of Activities on (Exhibit #2) showing the total cost for providing identified services for five major Board Activities, Total Cost of Services is compared to the net cost of providing these services. The net cost of services is the remaining cost of services after subtracting grants and charges for services that the Board used to offset the programs total cost. In other words, the net cost shows the financial burden that was placed on all taxpayers for each of these activities. This information allows citizens to consider the cost of each program in comparison to the benefits they believe are provided.

<b>Table 3: NET COST OF GOVERNMENTAL ACTIVITIES</b>				
(in millions)				
	2013		2014	
	Total Cost of Services	Net Cost of Services	Total Cost of Services	Net Cost of Services
Instructional Services	\$14.19	\$1.54	\$14.35	\$1.36
Instructional Support	3.60	0.42	3.92	0.30
Operation & Maintenance Services	1.98	0.38	1.92	0.84
Auxiliary Services				
Food Services	1.93	0.46	1.96	0.52
Transportation	2.29	0.19	2.25	0.29
General Administrative & Central Support	1.41	0.55	1.25	0.65
Interest	0.03	0.03	0.02	0.02
Other Expenses	0.72	0.27	0.81	0.37
<b>Total</b>	<b>\$26.14</b>	<b>\$3.84</b>	<b>\$26.49</b>	<b>\$4.35</b>

### **Performance of School Board Funds**

The Board uses Fund Accounting to control and manage resources in order to ensure compliance with finance-related legal requirements. Using fund to account for resources for particular purposes helps the reader to determine whether the Board is being accountable for the resources provided by taxpayers and other entities, and it may also help to provide more insight into the Board's overall financial health. The following analysis of the Board's funds should be read in reference to the fund financial statements, beginning with (Exhibit 3).

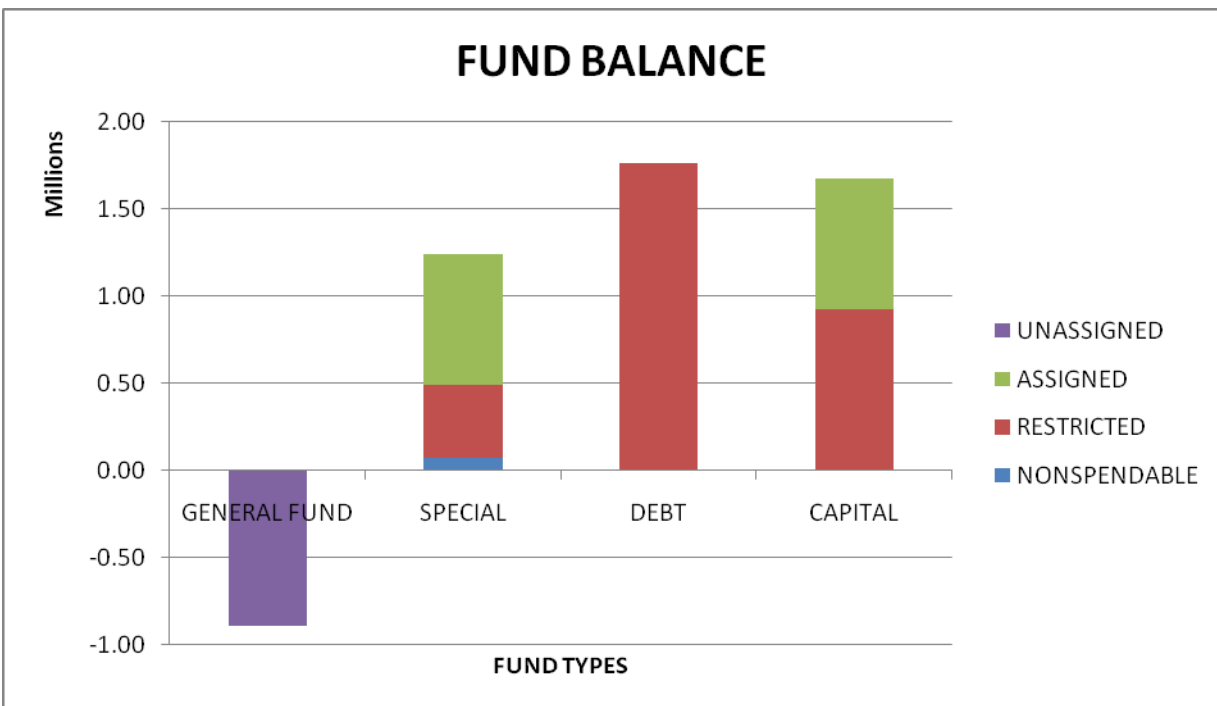


# PICKENS COUNTY BOARD OF EDUCATION

## Management's Discussion and Analysis (MD&A) September 30, 2014

### Government Funds

The focus of the Board's governmental funds is to provide information on near term inflow, outflows, and balances of spendable resources. Such information is useful in assessing the Board's financial requirements. (Note that the relationship between the fund financial statements and the government-wide financial statements are reconciled on (Exhibits #4 and #6). At the end of the fiscal year, the Board's governmental funds report combined ending fund balances of \$3.784 million. With the implementation of GASB 54 fund balances are now classified as nonspendable, restricted, committed, assigned, or unassigned. The following fund balances are based fund balances in Exhibit #3.



# PICKENS COUNTY BOARD OF EDUCATION

---

## Management's Discussion and Analysis (MD&A) September 30, 2014

---

- Total Fund Balance is \$3,784,094.91
- The General Fund has an unassigned deficit of \$892,541.76
- Special Revenue Fund includes \$67,645.44 for nonspendable inventories, \$419,332.41 for restricted uses for debt service and the child nutrition program, and \$756,376.10 for assigned uses for local schools, local grant fund, and the Ladow Center Technology programs and \$99,397.28 restricted for other purposes.
- Debt Service Fund of \$1,760,236.27 is all restricted for debt service of bus notes and QZAB bond.
- Capital Projects Fund of \$1,673,046.45 is restricted and assigned to capital projects.

### **Budgetary and Financial Highlights of Major Funds**

On or before October 1 of each year, the Board is mandated by State law to prepare and submit to the State Superintendent of Education the annual budget adopted by the Board. The State Department of Education normally requires such budgets to be submitted by September 15th of each year. The original budget was adopted by the Board on September 10, 2013. During the year, the Board revised the annual budget once August 18, 2014, to include some federal funds and state allocations that were not available at the time of the original budget approval.

Overall, the final amended budget is reflective of the actual operating activity for the year.

### **General Fund**

The General Fund is the primary operating fund of the Board in providing educational services to students in grades kindergarten to 12<sup>th</sup> grade. This fund also includes auxiliary services of pupil transportation.

# PICKENS COUNTY BOARD OF EDUCATION

## Management's Discussion and Analysis (MD&A) September 30, 2014

**Table 3: GENERAL FUND REVENUES & EXPENDITURES**

	2013	2014	Variance
Revenues			-
State	\$16,310,523	\$16,129,585	\$180,938
Federal	144,728	100,735	-43,993
Local	2,524,665	2,562,072	37,407
Other	112,767	92,667	-20,100
Total Revenues	\$19,092,683	\$18,885,059	\$207,623
Expenditures			
Current			
Instruction	\$11,624,133	\$11,648,325	\$24,192
Instructional Support	2,791,758	2,990,064	198,306
Operation and Maintenance	1,363,369	1,503,169	139,800
Auxiliary Services	0	0	0
Student Transportation	1,976,978	1,962,228	-14,750
Food Service	599	0	-599
General Administration & Central Support	989,538	954,081	-35,457
Other	256,654	254,289	-2,365
Capital Outlay	26,003	10,035	-15,968
Debt Service	0	0	0
Principal Retirement	13,704	0	-13,704
Interest & Fiscal Charges	2,161	1,924	-237
Total Expenditures	\$19,044,897	\$19,324,115	\$279,217
Other Financing Sources (Uses)			
Indirect Cost	\$78,045	\$186,305	\$108,260
Transfers In	65,234	18,843	-45,907
Other Financing Sources	6,000	13,955	7,955
Transfers Out	-326,555	-493,295	-167,224
Total Other Financing Sources (Uses)	-\$177,276	-\$274,192	-\$96,916
Fund Balance - Beginning of Year	-\$49,805	-\$179,295	\$129,490
Fund Balance - End of Year	-\$179,295	-\$892,542	-713,247

# PICKENS COUNTY BOARD OF EDUCATION

---

## Management's Discussion and Analysis (MD&A) September 30, 2014

---

### **Special Revenue Fund**

This fund is used to account for and report the proceeds of revenue sources that are restricted or committed for specific purposes other than debt service or capital projects. Some of the significant funding sources include federal funds that are received for Special Education, Title I, and the Child Nutrition Program as well as other smaller grants. The ending fund balance decreased by \$29,375.73 to \$1,243,353.95. The Child Nutrition fund balance decreased its monthly reserve from 2.8 to 2.2 during the fiscal year. The required monthly reserve for the program is 2.0 months.

### **Debt Service Fund**

There was no significant change in fund balance for the Debt Service Fund. Fund balance increase from \$1,680,615.82 to \$1,760,236.27 during the year. All of these funds are restricted in nature.

### **Capital Projects Fund**

The Capital Projects Fund balance increased from \$1,518,259.06 to \$1,673,046.45. The increase in total assets accounted for the increase in fund balance. These funds are restricted and assigned to Capital Project.

### **Capital Assets and Debt Administration – Capital Assets**

The Board's investment in capital assets for the year ended September 30, 2014, amounted to \$12.65 million. The decrease over last year is due to depreciation taken on buildings & improvement and furniture & equipment. The Board's investment in capital assets includes: Land and Land Improvements, Buildings and Improvements, Furniture and Equipment, and vehicles all at estimated historical costs. See Table 5.

# PICKENS COUNTY BOARD OF EDUCATION

## Management's Discussion and Analysis (MD&A) September 30, 2014

<b>Table 4: CAPITAL ASSETS</b>		
(in millions)		
Governmental Activities		
	2013	2014
Land & Improvements	\$0.38	\$0.38
Buildings & Improvements	20.01	20.29
Furniture & Equipment	5.08	4.99
Construction in Progress	0.04	0.04
Less: Accumulated Depreciation	(12.52)	(13.06)
<b>Total</b>	<b>\$12.99</b>	<b>\$12.65</b>

### Long Term Debt

At year end, the Board had \$2.24 million in general long term debt outstanding (excluding compensated absences).

<b>Table 6: LONG TERM DEBT</b>			
	Beginning Balance	Net Change	Ending Balance
<b>Governmental Activities</b>			
Certificates of Participation Payable - 2001	\$1,236,000.00	\$0.00	\$1,236,000.00
Certificates of Participation Payable - 2005	783,000.00	0.00	\$783,000.00
<b>Notes Payable:</b>			
School Buses - 2007	\$308,366.65	(150,295.54)	158,071.11
School Buses - 2008	\$124,736.90	(61,457.54)	63,279.36
<b>Governmental Activities Long Term Liabilities</b>	<b>\$2,452,103.55</b>	<b>(211,753.08)</b>	<b>\$2,240,350.47</b>

# PICKENS COUNTY BOARD OF EDUCATION

---

## Management's Discussion and Analysis (MD&A) September 30, 2014

---

Long term- debt activity for the year consisted of the following:

- The Board decreased long term debt by \$211,753.08 with the payment on loans.
- No new school bus notes due to the decrease of funding in Fleet Renewal from the State Department of Education

### Economic factors

Employee health insurance is provided through the Public Education Employees Insurance Plan (PEEHIP). For FY 14 the Board's allocation was \$714.00 per month. Also, employer contributions to Teacher's Retirement System (TRS) was 11.71 (Tier I) and 11.08 (Tier II) (FY 15 data is based on current information approved in the Education Trust Fund Act and FY 16 data is based on current information not approved yet in the ETF Act ).

	Retirement <u>Percentage</u>	PEEHIP <u>Per Month</u>
FY 2003	5.02%	\$433.00
FY 2004	6.56	479.00
FY 2005	7.09	550.00
FY 2006	8.17	668.00
FY 2007	9.36	717.00
FY 2008	11.75	775.00
FY 2009	12.07	752.00
FY 2010	12.51	752.00
FY 2011	12.51	752.00
FY 2012	10.00	714.00
FY 2013	10.08	714.00
FY 2014 (Tier I)	11.71	714.00
FY 2014 (Tier II)	11.08	
FY 2015 (Tier I)	11.71	780.00
FY 2015 (Tier II)	11.05	
FY 2016 (Tier I)	11.94	780.00
FY 2016 (Tier II)	10.84	

In 2006 Governor Riley signed into law the School Fiscal Accountability Act (Act No. 2006-196). Included in this act, each school system is required to have a one month operating reserve. As of September 30, 2014 Pickens County Board of Education 1 month reserve balance should be \$1,608,132. However, currently the Board has a .79 month reserve. The Board has implemented a Fiscal Accountability Plan to bring up the monthly reserve to one month.

# PICKENS COUNTY BOARD OF EDUCATION

---

## Management's Discussion and Analysis (MD&A) September 30, 2014

---

System ADM (Average Daily Membership) which represents the total, average daily enrollment for the system during the first twenty days after Labor Day continues to fall. ADM for FY 14 was 2733.60.

	<u>ADM</u>
FY 2005	3317.40
FY 2006	3238.92
FY 2007	3180.25
FY 2008	3102.05
FY 2009	3139.35
FY 2010	3020.90
FY 2011	2955.50
FY 2012	2900.50
FY 2013	2840.25
FY 2014	2733.60
FY 2015	2699.35
FY 2016	2637.80

The ad valorem taxes remain at 11.21 mills. The county approved an increase of 1 cent during 2014 with collections starting in November 2014.

### **Contacting the School Board's Financial Management**

This financial report is designed to provide citizens, taxpayers, investors, and creditors with an overview of the Board's finances and to show the Board's accountability for the money it receives. If you have any questions about this report or need additional financial information, contact at the Pickens County Board of Education, 377 LaDow Center Circle, P. O. Box 32, Carrollton, AL 35447, or by calling (205) 367-2080 during regular office hours, Monday through Friday, from 8:00 a.m. to 4:00 p.m., CST.

---

*This Page Intentionally Blank*

---



---

# *Basic Financial Statements*

---

*This Page Intentionally Blank*

---

***Statement of Net Position***  
***September 30, 2014***

	<b>Governmental Activities</b>
<b><u>Assets</u></b>	
Cash and Cash Equivalents	\$ 2,598,369.32
Cash with Fiscal Agent	1,760,236.27
Investments	449,799.73
Ad Valorem Property Taxes Receivable	1,741,574.40
Receivables (Note 4)	851,424.45
Inventories	67,645.44
Capital Assets (Note 5):	
Nondepreciable	421,906.85
Depreciable, Net	12,229,168.54
Total Assets	<u>20,120,125.00</u>
<b><u>Liabilities</u></b>	
Accounts Payable	26,895.00
Unearned Revenue	15,337.27
Salaries and Benefits Payable	1,817,024.52
Long-Term Liabilities:	
Portion Payable Within One Year:	
Notes Payable	221,350.47
Certificates of Participation Payable	1,236,000.00
Compensated Absences	108,118.20
Portion Payable After One Year:	
Certificates of Participation Payable	783,000.00
Total Liabilities	<u>4,207,725.46</u>
<b><u>Deferred Inflows of Resources</u></b>	
Unavailable Revenue - Property Taxes	1,709,810.72
Revenue Received in Advance - Motor Vehicle Taxes	115,887.19
Total Deferred Inflows on Resources	<u>1,825,697.91</u>
<b><u>Net Position</u></b>	
Net Investment in Capital Assets	10,410,724.92
Restricted for:	
Debt Service	1,760,236.27
Capital Projects	926,131.33
Other Purposes	586,375.13
Unrestricted	<u>403,233.98</u>
Total Net Position	<u>\$ 14,086,701.63</u>

The accompanying Notes to the Financial Statements are an integral part of this statement.

***Statement of Activities***  
***For the Year Ended September 30, 2014***

<b>Functions/Programs</b>	<b>Expenses</b>	<b>Charges for Services</b>	<b>Program Revenues Operating Grants and Contributions</b>
<b><u>Governmental Activities</u></b>			
Instruction	\$ 14,353,469.76	\$ 291,443.65	\$ 11,845,876.73
Instructional Support	3,915,712.62	131,855.34	3,336,265.85
Operation and Maintenance	1,917,630.05	148,224.59	906,837.17
Auxiliary Services:			
Student Transportation	2,250,854.19	135,377.55	1,586,357.85
Food Service	1,960,025.18	1,343,662.98	95,415.65
General Administrative and Central Support	1,252,698.44	2,184.42	575,350.31
Interest and Fiscal Charges	23,634.19		
Other Expenses	812,197.77	188,975.76	252,491.73
Total Governmental Activities	<u>\$ 26,486,222.20</u>	<u>\$ 2,241,724.29</u>	<u>\$ 18,598,595.29</u>

**General Revenues:**

Taxes:

Property Taxes for General Purposes

Property Taxes for Specific Purposes

Local Sales Tax

Other Taxes

Investment Earnings

Miscellaneous

    Total General Revenues

Changes in Net Position

Net Position - Beginning of Year

Net Position - End of Year

The accompanying Notes to the Financial Statements are an integral part of this statement.

		<b>Net (Expenses) Revenues and Changes in Net Position</b>	
<b>Capital Grants and Contributions</b>		<b>Total Governmental Activities</b>	
\$	855,582.80	\$	(1,360,566.58)
	147,597.18		(299,994.25)
	22,112.11		(840,456.18)
	243,944.51		(285,174.28)
			(520,946.55)
	26,803.49		(648,360.22)
			(23,634.19)
	2,467.98		(368,262.30)
<u>\$</u>	<u>1,298,508.07</u>		<u>(4,347,394.55)</u>

	1,636,705.63
	148,197.00
	786,829.58
	13,827.87
	39,176.24
	<u>1,067,707.96</u>
	<u>3,692,444.28</u>
	(654,950.27)
	<u>14,741,651.90</u>
<u>\$</u>	<u>14,086,701.63</u>

***Balance Sheet***  
***Governmental Funds***  
***September 30, 2014***

	<b>General Fund</b>	<b>Special Revenue Fund</b>
<b><u>Assets</u></b>		
Cash and Cash Equivalents	\$ 402,000.31	\$ 874,492.19
Cash with Fiscal Agent		
Investments		107,530.10
Ad Valorem Property Taxes Receivable	1,741,574.40	
Receivables (Note 4)	21,516.51	821,007.94
Interfund Receivables	522,579.20	
Inventories		67,645.44
Total Assets	<u>2,687,670.42</u>	<u>1,870,675.67</u>
<b><u>Liabilities, Deferred Inflows of Resources and Fund Balances</u></b>		
<b><u>Liabilities</u></b>		
Accounts Payable	5,260.42	21,634.58
Interfund Payables		522,579.20
Unearned Revenues		15,337.27
Salaries and Benefits Payable	1,749,253.85	67,770.67
Total Liabilities	<u>1,754,514.27</u>	<u>627,321.72</u>
<b><u>Deferred Inflows of Resources</u></b>		
Unavailable Revenue - Property Taxes	1,709,810.72	
Revenue Received in Advance - Motor Vehicle Taxes	115,887.19	
Total Deferred Inflows of Resources	<u>1,825,697.91</u>	
<b><u>Fund Balances</u></b>		
Nonspendable:		
Inventories		67,645.44
Restricted for:		
Debt Service		105,581.91
Capital Projects		
Child Nutrition Program		313,750.50
Other Purposes		99,397.28
Assigned to:		
Capital Projects		
Local Schools		545,401.86
Other Purposes		111,576.96
Unassigned	(892,541.76)	
Total Fund Balances	<u>(892,541.76)</u>	<u>1,243,353.95</u>
Total Liabilities, Deferred Inflows of Resources and Fund Balances	<u>\$ 2,687,670.42</u>	<u>\$ 1,870,675.67</u>

The accompanying Notes to the Financial Statements are an integral part of this statement.

Debt Service Fund	Capital Projects Fund	Total Governmental Funds
\$ 1,760,236.27	\$ 1,321,876.82	\$ 2,598,369.32
	342,269.63	1,760,236.27
	8,900.00	449,799.73
		1,741,574.40
		851,424.45
		522,579.20
		67,645.44
<u>1,760,236.27</u>	<u>1,673,046.45</u>	<u>7,991,628.81</u>
		26,895.00
		522,579.20
		15,337.27
		<u>1,817,024.52</u>
		<u>2,381,835.99</u>
		1,709,810.72
		115,887.19
		<u>1,825,697.91</u>
		67,645.44
1,760,236.27		1,865,818.18
	926,131.33	926,131.33
		313,750.50
		99,397.28
	746,915.12	746,915.12
		545,401.86
		111,576.96
		(892,541.76)
<u>1,760,236.27</u>	<u>1,673,046.45</u>	<u>3,784,094.91</u>
<u>\$ 1,760,236.27</u>	<u>\$ 1,673,046.45</u>	<u>\$ 7,991,628.81</u>

---

*This Page Intentionally Blank*

---



***Reconciliation of the Balance Sheet of Governmental Funds to the  
Statement of Net Position  
September 30, 2014***

Total Fund Balances - Governmental Funds (Exhibit 3) \$ 3,784,094.91

Amounts reported for governmental activities in the Statement of Net Position  
(Exhibit 1) are different because:

Capital assets used in governmental activities are not financial resources and therefore  
are not reported as assets in governmental funds (Note 5). 12,651,075.39

Certain liabilities are not due and payable in the current period and therefore are not  
reported as liabilities in the funds. These liabilities at year-end consist of:

	Amounts Due or Payable Within One Year	Amounts Due or Payable After One Year	
Notes Payable	\$ 221,350.47	\$	
Certificates of Participation Payable	1,236,000.00	783,000.00	
Compensated Absences	108,118.20		
Total Long-Term Liabilities	\$ 1,565,468.67	\$ 783,000.00	(2,348,468.67)

Total Net Position - Governmental Activities (Exhibit 1) \$ 14,086,701.63

The accompanying Notes to the Financial Statements are an integral part of this statement.

***Statement of Revenues, Expenditures and Changes in Fund Balances***  
***Governmental Funds***  
***For the Year Ended September 30, 2014***

	<b>General Fund</b>	<b>Special Revenue Fund</b>
<b><u>Revenues</u></b>		
State	\$ 16,129,585.22	\$ 303,881.27
Federal	100,735.33	3,684,889.52
Local	2,562,072.10	1,792,565.10
Other	92,667.06	43,451.56
Total Revenues	18,885,059.71	5,824,787.45
<b><u>Expenditures</u></b>		
Current:		
Instruction	11,648,324.94	2,201,273.58
Instructional Support	2,990,064.03	925,648.59
Operation and Maintenance	1,503,168.89	261,460.17
Auxiliary Services:		
Student Transportation	1,962,228.04	76,090.10
Food Service		2,005,428.51
General Administrative and Central Support	954,081.17	328,736.13
Other	254,288.79	529,978.30
Capital Outlay	10,034.81	
Debt Service:		
Principal Retirement		
Interest and Fiscal Charges	1,923.52	
Total Expenditures	19,324,114.19	6,328,615.38
Excess (Deficiency) of Revenues Over Expenditures	(439,054.48)	(503,827.93)
<b><u>Other Financing Sources (Uses)</u></b>		
Indirect Cost	186,305.13	
Transfers In	18,842.60	493,294.80
Other Financing Sources	13,955.16	
Transfers Out	(493,294.80)	(18,842.60)
Total Other Financing Sources (Uses)	(274,191.91)	474,452.20
Net Changes in Fund Balances	(713,246.39)	(29,375.73)
Fund Balances - Beginning of Year	(179,295.37)	1,272,729.68
Fund Balances - End of Year	\$ (892,541.76)	\$ 1,243,353.95

The accompanying Notes to the Financial Statements are an integral part of this statement.

Debt Service Fund	Capital Projects Fund	Total Governmental Funds
\$	\$ 919,064.00	\$ 17,352,530.49
		3,785,624.85
20,523.47	167,882.14	4,543,042.81
		136,118.62
20,523.47	1,086,946.14	25,817,316.77
	220,629.58	14,070,228.10
		3,915,712.62
	118,846.55	1,883,475.61
		2,038,318.14
		2,005,428.51
		1,282,817.30
		784,267.09
	300,121.89	310,156.70
	211,753.08	211,753.08
	21,710.67	23,634.19
	873,061.77	26,525,791.34
20,523.47	213,884.37	(708,474.57)
		186,305.13
59,096.98		571,234.38
		13,955.16
	(59,096.98)	(571,234.38)
59,096.98	(59,096.98)	200,260.29
79,620.45	154,787.39	(508,214.28)
1,680,615.82	1,518,259.06	4,292,309.19
\$ 1,760,236.27	\$ 1,673,046.45	\$ 3,784,094.91

---

*This Page Intentionally Blank*

---

***Reconciliation of the Statement of Revenues, Expenditures and Changes in Fund Balances of Governmental Funds to the Statement of Activities For the Year Ended September 30, 2014***

Net Change in Fund Balances - Total Governmental Funds (Exhibit 5)	\$	(508,214.28)
Amounts reported for governmental activities in the Statement of Activities (Exhibit 2) are different because:		
Governmental funds report capital outlay as an expenditure. However, in the Statement of Activities, the cost of those assets is allocated over their estimated useful lives as depreciation expense. This is the amount by which depreciation (\$647,669.02) exceeded capital outlay (\$310,156.70) in the current period.		(337,512.32)
Repayment of debt principal is an expenditure in the governmental funds, but it reduces long-term liabilities in the Statement of Net Position and does not affect the Statement of Activities.		211,753.08
Some expenses reported in the Statement of Activities do not require the use of current financial resources and, therefore, are not reported as expenditures in governmental funds.		
Net Increase in Compensated Absences	\$	(4,224.96)
Amortization of Deferred Charges - Issuance Costs		(16,751.79)
Total		<u>(20,976.75)</u>
Change in Net Position of Governmental Activities (Exhibit 2)	\$	<u>(654,950.27)</u>

The accompanying Notes to the Financial Statements are an integral part of this statement.

---

***Statement of Fiduciary Net Position***  
***September 30, 2014***

---

	<b>Private-Purpose Trust Funds</b>
<hr/>	
<b><u>Assets</u></b>	
Investments	\$ 12,443.90
Total Assets	<u>12,443.90</u>
<b><u>Net Position</u></b>	
Held in Trust for Other Purposes	<u>\$ 12,443.90</u>

The accompanying Notes to the Financial Statements are an integral part of this statement.

***Statement of Changes in Fiduciary Net Position  
For the Year Ended September 30, 2014***

	<b>Private-Purpose Trust Funds</b>
<b><u>Additions</u></b>	
Other	\$ 25.05
Total Additions	<u>25.05</u>
Changes in Net Position	25.05
Net Position - Beginning of Year	<u>12,418.85</u>
Net Position - End of Year	<u><u>\$ 12,443.90</u></u>

The accompanying Notes to the Financial Statements are an integral part of this statement.

---

---

## *Notes to the Financial Statements*

### *For the Year Ended September 30, 2014*

---

---

#### **Note 1 – Summary of Significant Accounting Policies**

The financial statements of the Pickens County Board of Education (the “Board”) have been prepared in conformity with generally accepted accounting principles (GAAP) as applied to governmental units. The Governmental Accounting Standards Board (GASB) is the accepted standard-setting body for establishing governmental accounting and financial reporting principles. The more significant of the government’s accounting policies are described below.

#### **A. Reporting Entity**

The Board is governed by a separately elected board composed of five members elected by the qualified electors of the County. The Board is responsible for the general administration and supervision of the public schools for the educational interests of the County.

Generally accepted accounting principles (GAAP) require that the financial reporting entity consist of the primary government and its component units. Accordingly, the accompanying financial statements present the Board (a primary government).

Component units are legally separate organizations for which the elected officials of the primary government are financially accountable and other organizations for which the nature and significance of their relationship with the primary government are such that exclusion would cause the reporting entity’s financial statements to be misleading or incomplete. Based on the application of these criteria, there are no component units which should be included as part of the financial reporting entity of the Board.

#### **B. Government-Wide and Fund Financial Statements**

##### **Government-Wide Financial Statements**

The Statement of Net Position and the Statement of Activities display information about the Board. These statements include the financial activities of the overall government, except for fiduciary activities. Eliminations have been made to minimize the double counting of internal activities. Governmental activities generally are financed through taxes, intergovernmental revenues, and other nonexchange transactions.

The Statement of Activities presents a comparison between direct expenses and program revenues for each function of the Board’s governmental activities. Direct expenses are those that are specifically associated with a program or function and, therefore, are clearly identifiable to a particular function. The Board does not allocate indirect expenses to the various functions. Program revenues include (a) charges to customers or applicants who purchase, use or directly benefit from goods, services, or privileges provided by a given function or program and (b) grants and contributions that are restricted to meeting the operational or capital requirements of a particular program. Revenues that are not classified as program revenues, including all taxes, are presented as general revenues.



---

---

## *Notes to the Financial Statements*

### *For the Year Ended September 30, 2014*

---

---

#### *Fund Financial Statements*

The fund financial statements provide information about the Board's funds, including fiduciary funds. Separate statements for each fund category – governmental and fiduciary – are presented. The emphasis of fund financial statements is on major governmental funds, each displayed in a separate column.

The Board reports the following major governmental funds:

- ◆ **General Fund** – The General Fund is the primary operating fund of the Board. It is used to account for all financial resources except those required to be accounted for in another fund. The Board primarily receives revenues from the Education Trust Fund (ETF) and local taxes. Amounts appropriated from the ETF were allocated to the school board on a formula basis.
  
- ◆ **Special Revenue Fund** – This fund is used to account for and report the proceeds of specific revenue sources that are restricted or committed to expenditure for specified purposes other than debt service or capital projects. Various federal and local funding sources are included in this fund. Some of the significant federal funding sources include the federal funds that are received for Special Education, Title I and the Child Nutrition Program in addition to various smaller grants, which are required to be spent for the purposes of the applicable federal grants. Also included in this fund are the public and non-public funds received by the local schools which are generally not considered restricted or committed.
  
- ◆ **Debt Service Fund** – This fund is used to account for and report financial resources that are restricted, committed, or assigned to expenditure for principal and interest and the accumulation of resources for principal and interest payments maturing in future years.
  
- ◆ **Capital Projects Fund** – This fund is used to account for and report financial resources that are restricted, committed, or assigned to expenditure for capital outlay, including the acquisition or construction of capital facilities and other capital assets.

The Board reports the following fiduciary fund type:

#### *Fiduciary Fund Type*

- ◆ **Private-Purpose Trust Funds** – These funds are used to report all trust agreements under which principal and income benefit individuals, private organizations, or other governments.

---

---

***Notes to the Financial Statements***  
***For the Year Ended September 30, 2014***

---

---

**C. Measurement Focus, Basis of Accounting and Financial Statement Presentation**

The government-wide financial statements are reported using the economic resources measurement focus and the accrual basis of accounting, as are the fiduciary fund financial statements. Revenues are recorded when earned and expenses are recorded at the time liabilities are incurred, regardless of the timing of related cash flows. Nonexchange transactions, in which the Board gives (or receives) value without directly receiving (or giving) equal value in exchange, include property taxes, grants, entitlements, and donations. On an accrual basis, revenue from grants, entitlements, and donations is recognized in the fiscal year in which all eligibility requirements have been satisfied. Revenue from property taxes is recognized in the fiscal year for which the taxes are levied.

As a general rule, the effect of interfund activity has been eliminated from the government-wide financial statements.

Governmental fund financial statements are reported using the current financial resources measurement focus and the modified accrual basis of accounting. Revenues are recognized as soon as they are both measurable and available. Revenues are considered to be available when they are collectible within the current period or soon enough thereafter to pay liabilities of the current period. For this purpose, the Board considers revenues to be available if they are collected within sixty (60) days of the end of the current fiscal year. Expenditures are recorded when the related fund liability is incurred, except for principal and interest on general long-term debt, and compensated absences, which are recognized as expenditures to the extent they have matured. General capital asset acquisitions are reported as expenditures in governmental funds. General long-term debt issued and acquisitions under capital leases are reported as other financing sources.

Under the terms of grant agreements, the Board funds certain programs by a combination of specific cost-reimbursement grants, categorical block grants, and general revenues. Thus, when program expenses are incurred, there are both restricted and unrestricted net position available to finance the program. It is the Board's policy to first apply cost-reimbursement grant resources to such programs, followed by categorical block grants and then by general revenues.

---

---

***Notes to the Financial Statements***  
***For the Year Ended September 30, 2014***

---

---

**D. Assets, Liabilities, Deferred Inflows of Resources and Net Position/Fund Balances**

**1. Deposits and Investments**

Cash and cash equivalents include cash on hand, demand deposits and short-term investments with original maturities of three months or less from the date of acquisition.

Statutes authorize the Board to invest in obligations of the U. S. Treasury, obligations of any state of the United States, general obligations of any Alabama county or city board of education secured by the pledged of the three-mill school tax and certificates of deposit. The Board's investments consisted of certificates of deposit that are reported at cost. Amounts held and invested by fiscal agents are reported at fair value.

**2. Receivables**

Millage rates for property taxes are levied at the first regular meeting of the County Commission in February of each year. Property taxes are assessed for property as of October 1 of the preceding year based on the millage rates established by the County Commission. Property taxes are due and payable the following October 1 and are delinquent after December 31. Amounts receivable, net of estimated refunds and estimated uncollectible amounts, are recorded for the property taxes levied in the current year. However, since the amounts are not available to fund current year operations, the revenue is deferred and recognized in the subsequent fiscal year when the taxes are both due and collectible and available to fund operations.

Receivables due from other governments include amounts due from grantors for grants issued for specific programs and capital projects.

**3. Inventories**

Inventories are valued at cost, which approximates market, using the first-in/first-out (FIFO) method. Inventories of governmental funds are recorded as expenditures when consumed rather than when purchased.

**4. Restricted Assets**

Included in cash on the balance sheet are certain assets which are restricted. Certain funds received from the State Department of Education for capital projects and improvements, as well as certain resources set aside for repayment of debt, are restricted because they are maintained separately and their use is limited. The Fleet Renewal and Qualified Zone Academy Bonds funds are used to report proceeds that are restricted for use in various construction projects and the purchase of school buses. The Debt Service Fund is used to report resources set aside to pay the principal and interest on debt as it become due.

---

---

***Notes to the Financial Statements***  
***For the Year Ended September 30, 2014***

---

---

**5. Capital Assets**

Capital assets, which include property and equipment, are reported in the government-wide financial statements. Such assets are valued at cost where historical records are available and at an estimated historical cost where no historical records exist. Donated fixed assets are valued at their estimated fair market value on the date received. Additions, improvements and other capital outlays that significantly extend the useful life of an asset are capitalized. Other costs incurred for repairs and maintenance are expensed as incurred. Major outlays of capital assets and improvements are capitalized as projects are constructed.

Depreciation on all assets is provided on the straight-line basis over the assets estimated useful life. Capitalization thresholds (the dollar values above which asset acquisitions are added to the capital asset accounts) and estimated useful lives of capital assets are reported in the government-wide statements as follows:

	Capitalization Threshold	Estimated Useful Life
Land	\$ 1	
Buildings	\$50,000	25 – 50 years
Building Improvements	\$50,000	5 – 30 years
Equipment and Furniture	\$ 5,000	5 – 20 years

**6. Long-Term Obligations**

In the government-wide financial statements, long-term debt and other long-term obligations are reported as liabilities in the governmental activities Statement of Net Position.

**7. Compensated Absences**

The Board has a standard leave policy for its full-time employees as to vacation leave.

The vacation leave policy of the Board consists of the following: Vacation leave is available to twelve-month employees only. Vacation time is posted at the end of each year for the previous year and must be taken within the following year. After the first full year's employment, time is computed as follows:

- ◆ Non-teaching professional employees after 5 years' employment – three weeks (15 days) annual vacation.

---

---

## *Notes to the Financial Statements*

### *For the Year Ended September 30, 2014*

---

---

- ◆ Non-professional employees with fewer than five years' employment – two weeks (10 days) annual vacation, non-professional employees after five years' employment – three weeks (15 days) annual vacation.
- ◆ Twelve-month teaching personnel – three weeks annual vacation.

If employment is terminated during the contract year, the employee is entitled to a pro-rata share of vacation time to the date of termination.

As of September 30, 2014, the liability for accrued vacation leave is expected to be liquidated within one year.

#### **8. Deferred Inflows of Resources**

Deferred inflows of resources are reported in the government-wide and fund financial statements. Deferred inflows of resources are defined as an acquisition of net position/fund equity by the government that is applicable to a future reporting period. Deferred inflows of resources decrease net position/fund equity, similar to liabilities.

#### **9. Net Position/Fund Equity**

Net position is reported on the government-wide financial statements and is required to be classified for accounting and reporting purposes into the following categories:

- ◆ **Net Investment in Capital Assets** – Capital assets, net of accumulated depreciation and outstanding principal balances of debt attributable to the acquisition, construction or improvement of those assets plus or minus any deferred outflows of resources and deferred inflows of resources that are attributable to those assets or related debt. Any significant unspent related debt proceeds related to capital assets are not included in this calculation.
- ◆ **Restricted** – Constraints imposed on net position by external creditors, grantors, contributors, laws or regulations of other governments, or law through constitutional provision or enabling legislation.
- ◆ **Unrestricted** – is the net amount of assets, deferred outflows of resources, liabilities, and deferred inflows of resources that are not included in the determination of net investment in capital assets or the restricted portion of net position. Assignments and commitments of unrestricted net position should not be reported on the face of the Statement of Net Position.

---

---

***Notes to the Financial Statements***  
***For the Year Ended September 30, 2014***

---

---

Fund balance is reported in governmental funds in the fund financial statements under the following five categories:

- A. Nonspendable fund balances include amounts that cannot be spent because they are either (a) not in spendable form or (b) legally or contractually required to be maintained in-tact. Examples of nonspendable fund balance reserves for which fund balance shall not be available for financing general operating expenditures include: inventories, prepaid items, and long-term receivables.
  
- B. Restricted fund balances consist of amounts that are subject to externally enforceable legal restrictions imposed by creditors, grantors, contributors, or laws and regulations of other governments; or through constitutional provisions or enabling legislation.
  
- C. Committed fund balances consist of amounts that are subject to a purpose constraint imposed by formal action or resolution of the Board, which is the highest level of decision-making authority, before the end of the fiscal year and that require the same level of formal action to remove or modify the constraint.
  
- D. Assigned fund balances consist of amounts that are intended to be used by the school system for specific purposes. The Board or its designee makes determination of the assigned amounts of fund balance. Such assignments may not exceed the available (spendable, unrestricted, uncommitted) fund balance in any particular fund. Assigned fund balances require the same level of authority to remove the constraint.
  
- E. Unassigned fund balances include all spendable amounts not contained in the other classifications. This portion of the total fund balance in the general fund is available to finance operating expenditures.

When an expenditure is incurred for purposes for which both restricted and unrestricted (committed, assigned, or unassigned) amounts are available, restricted amounts are considered to have been reduced first. When an expenditure is incurred for the purposes for which amounts in any of the unrestricted fund balance classifications could be used, committed amounts would be reduced first, followed by assigned amounts and then unassigned amounts.

---

---

***Notes to the Financial Statements***  
***For the Year Ended September 30, 2014***

---

---

**Note 2 – Stewardship, Compliance, and Accountability**

**A. Budgets**

Budgets are adopted on a basis of accounting consistent with accounting principles generally accepted in the United States of America (GAAP) for the General Fund with the exception of salaries and benefits, which are budgeted only to the extent expected to be paid rather than on the modified accrual basis of accounting. Also, motor vehicle ad valorem taxes and sales taxes are budgeted only to the extent expected to be received rather than on the modified accrual basis of accounting. Budgets are adopted on a basis of accounting consistent with accounting principles generally accepted in the United States of America (GAAP) for the Special Revenue Fund with the exception of salaries and benefits, which are budgeted only to the extent expected to be paid rather than on the modified accrual basis of accounting. All other governmental funds adopt budgets on the modified accrual basis of accounting with the same exceptions. Capital projects funds adopt project-length budgets. All appropriations lapse at fiscal year-end.

On or before October 1 of each year, each county board of education shall prepare and submit to the State Superintendent of Education the annual budget to be adopted by the County Board of Education. The Superintendent or County Board of Education shall not approve any budget for operations of the school for any fiscal year which shall show expenditures in excess of income estimated to be available plus any balances on hand.

**B. Deficit Fund Balances/Net Position of Individual Funds**

At September 30, 2014, the following fund had a deficit fund balance:

General Fund	<u>\$892,541.76</u>
--------------	---------------------

The deficit in the General Fund is due to the accruals for salaries and benefits. The liability will be paid with funds that will be legally available on October 1.

---

## *Notes to the Financial Statements*

### *For the Year Ended September 30, 2014*

---

#### Note 3 – Deposits and Investments

##### A. Deposits and Investments

The custodial credit risk for deposits is the risk that, in the event of a bank failure, the Board will not be able to cover deposits or will not be able to recover collateral securities that are in the possession of an outside party. The Board's deposits at year-end were entirely covered by federal depository insurance or by the Security for Alabama Funds Enhancement Program (SAFE Program). The SAFE Program was established by the Alabama Legislature and is governed by the provisions contained in the *Code of Alabama 1975*, Sections 41-14A-1 through 41-14A-14. Under the SAFE Program all public funds are protected through a collateral pool administered by the Alabama State Treasurer's Office. Under this program, financial institutions holding deposits of public funds must pledge securities as collateral against those deposits. In the event of failure of a financial institution, securities pledged by that financial institution would be liquidated by the State Treasurer to replace the public deposits not covered by the Federal Deposit Insurance Corporation (FDIC). If the securities pledged fail to produce adequate funds, every institution participating in the pool would share the liability for the remaining balance.

All of the Board's investments were in certificates of deposit. These certificates of deposit are classified as "Deposits" in order to determine insurance and collateralization; however, they are classified as "Investments" on the financial statements.

##### B. Cash with Fiscal Agent

As of September 30, 2014, the Board's cash with fiscal agent was invested as follows:

Investments	Maturities	Rating	Fair Value
U. S. Department of Housing and Urban Development	08/01/2015	Unknown	\$ 932,561.31
U. S. Treasury	08/31/2015	Unknown	112,321.81
U. S. Department of Housing and Urban Development	07/31/2014	Unknown	162,298.17
U. S. Treasury	02/15/2015	Unknown	15,996.32
Qualified Zone Academy Bonds Pooled Deposits	Unknown	Unknown	537,058.66
Total			<u>\$1,760,236.27</u>

**Interest Rate Risk** – Interest rate risk is the risk that changes in interest rates will adversely affect the fair value of an investment. The Board does not have a formal investment policy that limits investment maturities as a means of managing its exposure to fair value losses arising from increased interest rates.



---

***Notes to the Financial Statements***  
***For the Year Ended September 30, 2014***

---

**Credit Risk** – Credit risk is the risk that the issuer or other counter party to an investment will not fulfill its obligation. The Board does not have a formal investment policy that addresses its investment choices. However, the Board’s Qualified Zone Academy Bonds require that payments to escrow be invested only in securities that are direct obligations of the U. S. Treasury; obligations of any federal agencies listed in the bond indenture, which obligations represent the full faith and credit of the United States of America, and interests however evidenced, in any common trust fund or other collective investment fund maintained by any national or state chartered bank, trust company or savings and loan association having trust powers, or securities of or other interests in any open-end or closed-end management type investment company or investment trust registered under the Investment Company Act of 1940, as from time to time amended, so long as certain requirements are met at the time of the purchase and during the term of investment.

**Custodial Credit Risk** – For an investment, this is the risk that, in the event of the failure of the counterparty, the government will not be able to cover the value of its investments or collateral securities that are in the possession of an outside party. The Board does not have an investment policy that limits the amount of securities that can be held by counterparties.

**Concentration of Credit Risk** – Concentration of credit risk is the risk of loss attributed to the magnitude of a government’s investment in a single issuer. The Board does not have a formal policy which places limits on the amount the Board may invest in any one issuer. However, the Board’s Qualified Zone Academy Bond indenture does limit the amount that the portfolio may be invested in certain securities. At least 65% of the portfolio must be invested in direct obligations of the U. S. Treasury or federal agencies that represent the full faith and credit of the United States of America. The remainder of the portfolio, but not more than 35% may consist of various other agencies.

**Note 4 – Receivables**

On September 30, 2014, receivables for the Board’s individual major funds are as follows:

	General Fund	Special Revenue Fund	Capital Projects Fund	Total
Receivables:				
Intergovernmental	\$ 2,250.00	\$821,007.94	\$8,900.00	\$832,157.94
Other	19,266.51			19,266.51
Total Receivables	<u>\$21,516.51</u>	<u>\$821,007.94</u>	<u>\$8,900.00</u>	<u>\$851,424.45</u>

***Notes to the Financial Statements***  
***For the Year Ended September 30, 2014***

**Note 5 – Capital Assets**

Capital asset activity for the year ended September 30, 2014, was as follows:

	Beginning Balance 10/01/2013	Additions	Deletions	Ending Balance 09/30/2014
<b>Governmental Activities:</b>				
<b>Capital Assets, Not Being Depreciated:</b>				
Land	\$ 383,096.25	\$	\$	\$ 383,096.25
Construction in Progress	38,810.60			38,810.60
Total Capital Assets, Not Being Depreciated	421,906.85			421,906.85
<b>Capital Assets Being Depreciated:</b>				
Buildings and Building Improvements	20,005,979.24	289,019.23		20,294,998.47
Equipment	5,075,873.28	21,137.47	(105,685.39)	4,991,325.36
Total Capital Assets Being Depreciated	25,081,852.52	310,156.70	(105,685.39)	25,286,323.83
<b>Less Accumulated Depreciation for:</b>				
Buildings and Building Improvements	(8,749,374.20)	(354,375.85)		(9,103,750.05)
Equipment	(3,765,797.46)	(293,293.17)	105,685.39	(3,953,405.24)
Total Accumulated Depreciation	(12,515,171.66)	(647,669.02)	105,685.39	(13,057,155.29)
Total Capital Assets Being Depreciated, Net	12,566,680.86	(337,512.32)		12,229,168.54
Governmental Activities Capital Assets, Net	\$ 12,988,587.71	\$(337,512.32)	\$	\$ 12,651,075.39

Depreciation expense was charged to functions/programs of the primary government as follows:

	Current Year Depreciation Expense
<b>Governmental Activities:</b>	
Instruction	\$273,180.25
Operations and Maintenance	34,154.44
<b>Auxiliary Services:</b>	
Food Service	77,540.66
Student Transportation	212,536.05
General Administrative and Central Support	12,265.53
Other	37,992.09
Total Depreciation Expense – Governmental Activities	<u>\$647,669.02</u>

---

---

## *Notes to the Financial Statements*

### *For the Year Ended September 30, 2014*

---

---

#### Note 6 – Defined Benefit Pension Plan

##### A. Plan Description

The Board contributes to the Teachers' Retirement System of Alabama, a cost-sharing multiple-employer public employee retirement system for the various state-supported educational agencies and institutions. This plan is administered by the Retirement Systems of Alabama.

Substantially all employees of the Board are members of the Teachers' Retirement System. Membership is mandatory for covered or eligible employees of the Board. Benefits vest after 10 years of creditable service.

The provisions of Act Number 2012-377, Acts of Alabama, established a new defined benefit plan tier for employees (Tier 2). Tier 2 employees are those hired on or after January 1, 2013. Employees who were hired before January 1, 2013 are considered to be Tier 1 employees.

Vested Tier 1 employees may retire with full benefits at age 60 or after 25 years of service. Vested Tier 2 employees may retire after completing at least 10 years of service at the age of 62. Retirement benefits are calculated by two methods with the retiree receiving payment under the method which yields the highest monthly benefit. The methods are (1) Minimum Guaranteed, or (2) Formula, of which the Formula method usually produces the highest monthly benefit. Under this method Tier 1 retirees are allowed 2.0125% of their average final salary (best three of the last ten years) for each year of service, whereas Tier 2 retirees are allowed 1.6500% of their average final salary (best five of the last ten years) for each year of service with a benefit cap of 80% of the average final salary. Retirees may also elect to receive a reduced retirement allowance (*Special Privileges at Retirement*) in order to provide an allowance to a designated beneficiary after the member's death. Disability retirement benefits are calculated in the same manner. Pre-retirement death benefits in the amount of the annual salary for the fiscal year preceding death are provided to plan members.

The Teachers' Retirement System was established as of October 1, 1941, under the provisions of Act Number 419, Acts of Alabama 1939, for the purpose of providing retirement allowances and other specified benefits for qualified persons employed by state-supported educational institutions. The responsibility for general administration and operation of the Teachers' Retirement System is vested in the Board of Control (currently 14 members). Benefit provisions are established by the *Code of Alabama 1975*, Sections 16-25-1 through 16-25-113, as amended, and Sections 36-27B-1 through 36-27B-6, as amended.

The Retirement Systems of Alabama issues a publicly available financial report that includes financial statements and required supplementary information for the Teachers' Retirement System of Alabama. That report may be obtained by writing to The Retirement Systems of Alabama, 201 South Union Street, Montgomery, Alabama 36130-2150.

---



---

**Notes to the Financial Statements**  
**For the Year Ended September 30, 2014**

---



---

**B. Funding Policy**

Tier I employees are required by statute to contribute 7.50 percent of their salary to the Teachers' Retirement System, whereas Tier 2 employees are required to contribute 6 percent of their salary. The Board is required to contribute the remaining amounts necessary to fund the actuarially determined contributions to ensure sufficient assets will be available to pay benefits when due. Each year the Teachers' Retirement System recommends to the Legislature the contribution rate for the following fiscal year, with the Legislature setting this rate in the annual appropriation bill. The percentages of the contributions and the amount of contributions made by the Board and the Board's employees equal the required contributions for each year as follows:

Fiscal Year Ended September 30,	2014	2013	2012
Total Percentage of Covered Payroll (Tier 1)	19.21%	17.58%	17.25%
Total Percentage of Covered Payroll (Tier 2)	17.08%	15.44%	
<b>Contributions:</b>			
Percentage Contributed by the Board (Tier 1)	11.71%	10.08%	10.00%
Percentage Contributed by the Employees (Tier 1)	7.50%	7.50%	7.25%
Percentage Contributed by the Board (Tier 2)	11.08%	9.44%	
Percentage Contributed by the Employees (Tier 2)	6.00%	6.00%	
Contributed by the Board	\$1,572,157.25	\$1,408,378.31	\$1,375,444.72
Contributed by the Employees	1,001,440.59	1,032,913.06	997,197.43
Total Contributions	<u>\$2,573,597.84</u>	<u>\$2,441,291.37</u>	<u>\$2,372,642.15</u>

**Note 7 – Other Postemployment Benefits (OPEB)**

**A. Plan Description**

The Board contributes to the Alabama Retired Education Employees' Health Care Trust (the "Trust"), a cost-sharing multiple-employer defined benefit postemployment healthcare plan. The Trust provides health care benefits to state and local school system retirees and was established in 2007 under the provisions of Act Number 2007-16, Acts of Alabama, as an irrevocable trust fund. Responsibility for general administration and operations of the Trust is vested with the Public Education Employees' Health Insurance Board (PEEHIB) members. The *Code of Alabama 1975*, Section 16-25A-4, provides the PEEHIB with the authority to amend the benefit provisions in order to provide reasonable assurance of stability in future years. The Trust issues a publicly available financial report that includes financial statements and required supplementary information. That report may be obtained at the Public Education Employees' Health Insurance Plan website, [www.rsa-al.gov](http://www.rsa-al.gov) under the Trust Fund Financials tab.

---

## *Notes to the Financial Statements*

### *For the Year Ended September 30, 2014*

---

#### **B. Funding Policy**

The Public Education Employees' Health Insurance Fund (PEEHIF) was established in 1983 under the provisions of Act Number 83-455, Acts of Alabama, to provide a uniform plan of health insurance for current and retired employees of state educational institutions. The plan is administered by the PEEHIB. Any Trust fund assets used in paying administrative costs and retiree benefits are transferred to and paid from the PEEHIF. The PEEHIB periodically reviews the funds available in the PEEHIF and if excess funds are determined to be available, the PEEHIB authorizes a transfer of funds from the PEEHIF to the Trust. Retirees are required to contribute monthly as follows:

	Fiscal Year 2014
Individual Coverage – Non-Medicare Eligible	\$151.00
Individual Coverage – Medicare Eligible	\$ 10.00
Family Coverage – Non-Medicare Eligible Retired Member and Non-Medicare Eligible Dependent(s)	\$391.00
Family Coverage – Non-Medicare Eligible Retired Member and Dependent Medicare Eligible	\$250.00
Family Coverage – Medicare Eligible Retired Member and Non-Medicare Eligible Dependent(s)	\$250.00
Family Coverage – Medicare Eligible Retired Member and Dependent Medicare Eligible	\$109.00
Surviving Spouse – Non-Medicare Eligible	\$679.00
Surviving Spouse – Non-Medicare Eligible and Dependent Non-Medicare Eligible	\$870.00
Surviving Spouse – Non-Medicare Eligible and Dependent Medicare Eligible	\$839.00
Surviving Spouse – Medicare Eligible	\$318.00
Surviving Spouse – Medicare Eligible and Dependent Non-Medicare Eligible	\$516.00
Surviving Spouse – Medicare Eligible and Dependent Medicare Eligible	\$485.00

For employees that retire other than for disability on or after October 1, 2005 and before January 1, 2012, for each year under 25 years of service, the retiree pays two percent of the employer premium and for each year over 25 years of service, the retiree premium is reduced by two percent of the employer premium. Employees who retire on or after January 1, 2012, with less than 25 years of service, are required to pay 4% for each year under 25 years of service.

In addition, non-Medicare eligible employees who retire on or after January 1, 2012, are required to pay 1% more for each year less than 65 (age premium) and to pay the net difference between the active employee subsidy and the non-Medicare eligible retiree subsidy (subsidy premium). When the retiree becomes Medicare eligible, the age and subsidy premium no longer applies, but the years of service premium (if applicable to the retiree) will continue to be applied throughout retirement. These changes are being phased in over a 5 year period. The tobacco premium is \$28.00 per month for retired members that use tobacco.

---

***Notes to the Financial Statements***  
***For the Year Ended September 30, 2014***

---

The Board is required to contribute at a rate specified by the State for each active employee. The Board's share of premiums for retired Board employees health insurance is included as part of the premium for active employees. The following shows the required contributions in dollars and the percentage of that amount contributed for Board retirees:

Fiscal Year Ended September 30,	Active Health Insurance Premiums Paid by Board	Amount of Premium Attributable to Retirees	Percentage of Active Employee Premiums Attributable to Retirees	Total Amount Paid Attributable to Retirees	Percentage of Required Amount Contributed
2014	\$714.00	\$220.09	30.83%	\$ 910,764.75	100%
2013	\$714.00	\$216.90	30.38%	\$ 935,676.78	100%
2012	\$714.00	\$228.85	32.05%	\$1,153,535.86	100%

Each year the PEEHIB certifies to the Governor and to the Legislature the contribution rates based on the amount needed to fund coverage for benefits for the following fiscal year and the Legislature sets the premium rate in the annual appropriation bill. This results in a pay-as-you-go funding method.

**Note 8 – Short-Term Debt**

In December 2013, the Board approved a short-term note payable for covering operational needs of the Board. The proceeds were repaid January 2014.

Short-term debt activity for the year ended September 30, 2014, was as follows:

	Beginning Balance	Proceeds	Repaid	Ending Balance
<b><u>Governmental Activities:</u></b>				
General Fund	\$	\$1,400,150.00	\$(1,400,150.00)	\$

**Note 9 – Long-Term Debt**

**Notes Payable**

The Board has two outstanding long-term notes for the payment of costs related to the purchase of buses. Repayment of these notes is being made with Fleet Renewal funds.

---

## *Notes to the Financial Statements*

### *For the Year Ended September 30, 2014*

---

#### Qualified Zone Academy Bonds

In June 2005, the Board issued Qualified Zone Academy Bonds, called 2005 Certificates of Participation on the financial statements, for the purpose of making improvements to local schools through equipment purchases and renovations. The Board is required to make annual payments of \$59,096.98 for ten years to an escrow fund. The principal amount of \$783,000 is to be paid by the escrow agent from the proceeds and earnings of the annual payments when the bonds become due in 2021.

In September 2001, the Board issued Qualified Zone Academy bonds, called 2001 Certificates of Participation on the financial statements, for the purpose of making improvements to local schools. The Board was required to make annual payments of \$82,576.82 for 10 years to an escrow fund. The principal amount of \$1,236,000 is to be paid by the escrow agent from the proceeds and earnings of the annual payments when the bonds become due in 2015.

Both of these Qualified Zone Academy Bonds are general obligations of the Board and are paid from the Capital Projects Fund.

The following is a summary of long-term debt transactions for the Board for the year ended September 30, 2014:

	Debt Outstanding 10/1/2013	Issued/ Increased	Repaid/ Decreased	Debt Outstanding 9/30/2014	Amounts Due Within One Year
<b>Governmental Activities:</b>					
<b>Notes Payable:</b>					
2007 School Buses	\$ 308,366.65	\$	\$(150,295.54)	\$ 158,071.11	\$ 158,071.11
2008 School Buses	124,736.90		(61,457.54)	63,279.36	63,279.36
Total Notes Payable	433,103.55		(211,753.08)	221,350.47	221,350.47
<b>Certificates of Participation Payable:</b>					
2001 Certificates of Participation Payable QZAB	1,236,000.00			1,236,000.00	1,236,000.00
2005 Certificates of Participation Payable QZAB	783,000.00			783,000.00	
Total Certificates of Participation Payable	2,019,000.00			2,019,000.00	1,236,000.00
<b>Other Liabilities:</b>					
Compensated Absences	103,893.24	4,224.96		108,118.20	108,118.20
Governmental Activities Long-Term Liabilities	\$2,555,996.79	\$4,224.96	\$(211,753.08)	\$2,348,468.67	\$1,565,468.67

---



---

***Notes to the Financial Statements***  
***For the Year Ended September 30, 2014***

---



---

The following is a schedule of debt service requirements to maturity:

Fiscal Year Ending	Notes Payable – 2007 School Buses		Notes Payable – 2008 School Buses	
	Principal	Interest	Principal	Interest
September 30, 2015	\$158,071.11	\$2,790.31	\$63,279.36	\$1,041.79
2020-2021				
Total	\$158,071.11	\$2,790.31	\$63,279.36	\$1,041.79

(\*) Interest-free obligation

**Pledged Revenues**

The Board has two outstanding long-term notes payable which are pledged to be repaid from their allocation of fleet renewal funds received from the State of Alabama. The proceeds are to be used for the acquisition of new buses. Future revenues in the amount of \$225,182.57 are pledged to repay the principal and interest on the notes at September 30, 2014. Proceeds of fleet renewal funds in the amount of \$234,000.00 were received by the Board during the fiscal year ended September 30, 2014, of which \$233,463.75 was used to pay the principal and interest payments for fiscal year 2014. The various notes will mature in fiscal year 2015.



***Notes to the Financial Statements***  
***For the Year Ended September 30, 2014***

2001 Certificates of Participation Payable		2005 Certificates of Participation Payable		Total Principal and Interest Requirements to Maturity
Principal	Interest	Principal	Interest	
\$1,236,000.00		\$		\$1,461,182.57
		783,000.00		783,000.00
\$1,236,000.00	(*)	\$783,000.00	(*)	\$2,244,182.57

**Note 10 – Risk Management**

The Board is exposed to various risks of loss related to torts; theft of, damage to, and destruction of assets; errors and omissions; injuries to employees; and natural disasters. The Board has insurance for its buildings and contents through the State Insurance Fund (SIF) part of the State of Alabama, Department of Finance, Division of Risk Management, which operates as a common risk management and insurance program for state owned properties and county boards of education. The Board pays an annual premium based on the amount of coverage requested. The SIF is self-insured up to \$3.5 million per occurrence and purchases commercial insurance for claims in excess of \$3.5 million. Automobile liability insurance coverage is provided through Auto Owners' Insurance and errors and omissions insurance is purchased from the Alabama Trust for Boards of Education (ATBE), a public entity risk pool. The ATBE collects the premiums and purchases excess insurance for any amount of coverage requested by pool participants in excess of the coverage provided by the pool. Employee health insurance is provided through the Public Education Employees' Health Insurance Fund (PEEHIF), administered by the Public Education Employees' Health Insurance Board (PEEHIB). The Fund was established to provide a uniform plan of health insurance for current and retired employees of state educational institutions and is self-sustaining. Monthly premiums for employee and dependent coverage are determined annually by the plan's actuary and are based on anticipated claims in the upcoming year, considering any remaining fund balance on hand available for claims. The Board contributes a specified amount monthly to the PEEHIF for each employee of state educational institutions. The Board's contribution is applied against the employees' premiums for the coverage selected and the employee pays any remaining premium.

Settled claims resulting from these risks have not exceeded the Board's coverage in any of the past three fiscal years.

***Notes to the Financial Statements***  
***For the Year Ended September 30, 2014***

The Board does not have insurance coverage of job-related injuries. Board employees who are injured while on the job are entitled to salary and fringe benefits of up to ninety working days in accordance with the *Code of Alabama 1975*, Section 16-1-18.1(d). Any unreimbursed medical expenses and costs which the employee incurs as a result of an on-the-job injury may be filed for reimbursement with the State Board of Adjustment.

**Note 11 – Interfund Transactions**

**Interfund Receivables and Payables**

The interfund receivables and payables at September 30, 2014, were as follows:

	Interfund Receivables	
	General Fund	Total
<u>Interfund Payables:</u>		
Special Revenue Fund	\$522,579.20	\$522,579.20
Totals	\$522,579.20	\$522,579.20

**Interfund Transfers**

The amounts of interfund transfers during the fiscal year ended September 30, 2014, were as follows:

	Transfers Out			Totals
	General Fund	Special Revenue Fund	Capital Projects Fund	
<u>Transfers In:</u>				
General Fund	\$	\$18,842.60	\$	\$ 18,842.60
Special Revenue Fund	493,294.80			493,294.80
Debt Service Fund			59,096.98	59,096.98
Totals	\$493,294.80	\$18,842.60	\$59,096.98	\$571,234.38

The Board typically used transfers to fund ongoing operating subsidies, to service debt, and to recoup certain expenditures paid on-behalf of the local schools.

---

---

***Notes to the Financial Statements***  
***For the Year Ended September 30, 2014***

---

---

**Note 12 – Reclassifications**

During the fiscal year ended September 30, 2014, the Pickens County Board of Education adopted the GASB Statement Number 65, ***Items Previously Reported As Assets and Liabilities***, (GASB 65) established accounting and financial reporting standards that reclassify, as deferred outflows of resources or deferred inflows of resources, certain items that were previously reported as assets and liabilities and recognizes, as outflows of resources (expenses/expenditures) or inflows of resources (revenues), certain items that were previously reported as assets and liabilities. The implementation of GASB 65 resulted in reclassifications by the Board.

---

*This Page Intentionally Blank*

---

---

*Required Supplementary Information*

***Schedule of Revenues, Expenditures and Changes in Fund Balances  
Budget and Actual - General Fund  
For the Year Ended September 30, 2014***

	<u>Budgeted Amounts</u>		<u>Actual Amounts Budgetary Basis</u>
	<u>Original</u>	<u>Final</u>	
<b><u>Revenues</u></b>			
State	\$ 16,008,448.00	\$ 16,039,055.00	\$ 16,129,585.22
Federal	2,000.00	2,000.00	100,735.33
Local	2,436,598.00	2,436,598.00	2,673,005.96
Other	69,777.19	69,777.19	92,667.06
Total Revenues	<u>18,516,823.19</u>	<u>18,547,430.19</u>	<u>18,995,993.57</u>
<b><u>Expenditures</u></b>			
Current:			
Instruction	11,182,246.00	11,194,640.00	11,326,594.17
Instructional Support	2,785,206.74	2,801,206.74	2,943,721.44
Operation and Maintenance	1,374,762.00	1,396,084.00	1,482,290.98
Auxiliary Services:			
Student Transportation	1,919,785.00	1,920,135.00	1,933,857.83
General Administrative and Central Support	913,594.00	915,325.43	958,009.27
Other	215,140.00	214,662.00	246,915.80
Capital Outlay			10,034.81
Debt Service:			
Interest and Fiscal Charges			1,923.52
Total Expenditures	<u>18,390,733.74</u>	<u>18,442,053.17</u>	<u>18,903,347.82</u>
Excess (Deficiency) of Revenues			
Over Expenditures	<u>126,089.45</u>	<u>105,377.02</u>	<u>92,645.75</u>
<b><u>Other Financing Sources (Uses)</u></b>			
Indirect Cost	184,570.96	188,410.29	186,305.13
Transfers In	109,486.00	109,486.00	18,842.60
Other Financing Sources			13,955.16
Transfers Out	(633,075.26)	(510,008.83)	(493,294.80)
Total Other Financing Sources (Uses)	<u>(339,018.30)</u>	<u>(212,112.54)</u>	<u>(274,191.91)</u>
Net Changes in Fund Balances	(212,928.85)	(106,735.52)	(181,546.16)
Fund Balances - Beginning of Year	<u>822,773.00</u>	<u>1,134,800.61</u>	<u>1,122,381.76</u>
Fund Balances - End of Year	<u>\$ 609,844.15</u>	<u>\$ 1,028,065.09</u>	<u>\$ 940,835.60</u>

	<b>Budget to GAAP Differences</b>	<b>Actual Amounts GAAP Basis</b>
	\$	\$
		16,129,585.22
		100,735.33
(1)	(110,933.86)	2,562,072.10
		92,667.06
	<u>(110,933.86)</u>	<u>18,885,059.71</u>
(2)	(321,730.77)	11,648,324.94
(2)	(46,342.59)	2,990,064.03
(2)	(20,877.91)	1,503,168.89
(2)	(28,370.21)	1,962,228.04
(2)	3,928.10	954,081.17
(2)	(7,372.99)	254,288.79
		10,034.81
		1,923.52
	<u>(420,766.37)</u>	<u>19,324,114.19</u>
	<u>(531,700.23)</u>	<u>(439,054.48)</u>
		186,305.13
		18,842.60
		13,955.16
		(493,294.80)
		<u>(274,191.91)</u>
	(531,700.23)	(713,246.39)
(3)	<u>(1,301,677.13)</u>	<u>(179,295.37)</u>
	<u>\$ (1,833,377.36)</u>	<u>\$ (892,541.76)</u>

---

***Schedule of Revenues, Expenditures and Changes in Fund Balances  
Budget and Actual - General Fund  
For the Year Ended September 30, 2014***

---

**Explanation of Differences Between Actual Amounts on  
Budgetary Basis and Actual Amounts GAAP Basis:**

The Board budgets on the modified accrual basis of accounting except as shown below:

- (1) The Board budgets motor vehicle ad valorem and sales taxes when they are received, rather than on the modified accrual basis (GAAP).
- (2) The Board budgets for salaries and benefits only to the extent they are expected to be paid in the current fiscal period, rather than on the modified accrual basis (GAAP).

Net Decrease in Fund Balance - Budget to GAAP

- (3) The amount reported as "fund balance" on the budgetary basis of accounting derives from the basis of accounting used in preparing the Board's budget. This amount differs from the fund balance reported in the Statement of Revenues, Expenditures and Changes in Fund Balance because of the cumulative effect of transactions such as those described above.



---

---

\$ (110,933.86)

(420,766.37)

\$ (531,700.23)

***Schedule of Revenues, Expenditures and Changes in Fund Balances  
Budget and Actual - Special Revenue Fund  
For the Year Ended September 30, 2014***

	<u>Budgeted Amounts</u>		<u>Actual Amounts</u>
	<u>Original</u>	<u>Final</u>	<u>Budgetary Basis</u>
<b><u>Revenues</u></b>			
State	\$ 182,836.00	\$ 386,817.00	\$ 303,881.27
Federal	3,765,980.00	3,966,649.07	3,684,889.52
Local	3,287,551.00	3,287,551.00	1,792,565.10
Other	97,000.00	97,000.00	43,451.56
Total Revenues	<u>7,333,367.00</u>	<u>7,738,017.07</u>	<u>5,824,787.45</u>
<b><u>Expenditures</u></b>			
Current:			
Instruction	2,284,892.54	2,650,680.14	2,201,273.58
Instructional Support	1,063,712.77	1,107,693.50	925,648.59
Operation and Maintenance	429,422.00	445,922.00	261,460.17
Auxiliary Services:			
Student Transportation	164,823.19	164,823.19	76,090.10
Food Service	2,178,992.32	2,178,992.32	1,986,440.37
General Administrative and Central Support	338,305.64	342,144.97	328,736.13
Other	559,154.86	533,697.27	529,978.30
Debt Service:			
Principal Retirement	21,146.00	21,146.00	
Interest and Fiscal Charges	3,000.00	3,000.00	
Total Expenditures	<u>7,043,449.32</u>	<u>7,448,099.39</u>	<u>6,309,627.24</u>
Excess (Deficiency) of Revenues Over Expenditures	<u>289,917.68</u>	<u>289,917.68</u>	<u>(484,839.79)</u>
<b><u>Other Financing Sources (Uses)</u></b>			
Transfers In	649,719.26	526,652.83	493,294.80
Transfers Out	(126,130.00)	(126,130.00)	(18,842.60)
Total Other Financing Sources (Uses)	<u>523,589.26</u>	<u>400,522.83</u>	<u>474,452.20</u>
Net Change in Fund Balances	813,506.94	690,440.51	(10,387.59)
Fund Balances - Beginning of Year	<u>1,382,126.09</u>	<u>1,353,550.32</u>	<u>1,321,512.21</u>
Fund Balances - End of Year	<u>\$ 2,195,633.03</u>	<u>\$ 2,043,990.83</u>	<u>\$ 1,311,124.62</u>

<b>Budget to GAAP Differences</b>		<b>Actual Amounts GAAP Basis</b>	
\$		\$	303,881.27
			3,684,889.52
			1,792,565.10
			43,451.56
			<u>5,824,787.45</u>
			2,201,273.58
			925,648.59
			261,460.17
			76,090.10
(1)	(18,988.14)		2,005,428.51
			328,736.13
			529,978.30
			<u>6,328,615.38</u>
	(18,988.14)		(503,827.93)
			493,294.80
			(18,842.60)
			<u>474,452.20</u>
	(18,988.14)		(29,375.73)
(2)	(48,782.53)		1,272,729.68
\$	(67,770.67)	\$	<u>1,243,353.95</u>

---

***Schedule of Revenues, Expenditures and Changes in Fund Balances  
Budget and Actual - Special Revenue Fund  
For the Year Ended September 30, 2014***

---

**Explanation of Differences Between Actual Amounts on  
Budgetary Basis and Actual Amounts GAAP Basis:**

- (1) The Board budgets for salaries and benefits only to the extent they are expected to be paid in the current fiscal period, rather than on the modified accrual basis (GAAP).

Net Decrease in Fund Balance - Budget to GAAP

- (2) The amount reported as "fund balance" on the budgetary basis of accounting derives from the basis of accounting used in preparing the Board's budget. This amount differs from the fund balance reported in the Statement of Revenues, Expenditures and Changes in Fund Balances (Exhibit 5) because of the cumulative effect of transactions such as those described above.

---

---

\$ (18,988.14)

\$ (18,988.14)

---

*This Page Intentionally Blank*

---

---

*Supplementary Information*

***Schedule of Expenditures of Federal Awards  
For the Year Ended September 30, 2014***

<b>Federal Grantor/ Pass-Through Grantor/ Program Title</b>	<b>Federal CFDA Number</b>	<b>Pass-Through Grantor's Number</b>
<b><u>U. S. Department of Agriculture</u></b>		
<b><u>Passed Through Alabama Department of Education</u></b>		
Child Nutrition Cluster:		
School Breakfast Program - Cash Assistance	10.553	N/A
National School Lunch Program:		
Cash Assistance	10.555	N/A
Non-Cash Assistance (Commodities)	10.555	N/A
Sub-Total National School Lunch Program		
Total U. S. Department of Agriculture/Child Nutrition Cluster		
<b><u>U. S. Department of Education</u></b>		
<b><u>Passed Through Alabama Department of Education</u></b>		
Title I Grants to Local Educational Agencies (M)	84.010	N/A
Special Education Cluster:		
Special Education - Grants to States	84.027	N/A
Special Education - Preschool Grants	84.173	N/A
Sub-Total Special Education Cluster (M)		
Career and Technical Education - Basic Grants to States	84.048	N/A
Rural Education	84.358	N/A
Improving Teacher Quality State Grants	84.367	N/A
Total U. S. Department of Education		
<b><u>Social Security Administration</u></b>		
<b><u>Passed Through Alabama Department of Education</u></b>		
Social Security - Disability Insurance	96.001	N/A
Total Expenditures of Federal Awards		

(M) = Major Program

N/A = Not Applicable or Not Available

The accompanying Notes to the Schedule of Expenditures of Federal Awards are an integral part of this schedule.



Assistance Period	Budget		Revenue Recognized	Expenditures
	Total	Federal Share		
10/01/2013 - 09/30/2014	\$ 308,573.74	\$ 308,573.74	\$ 308,573.74	\$ 308,573.74
10/01/2013 - 09/30/2014	836,542.40	836,542.40	836,542.40	836,542.40
10/01/2013 - 09/30/2014	100,515.79	100,515.79	100,515.79	100,515.79
	<u>937,058.19</u>	<u>937,058.19</u>	<u>937,058.19</u>	<u>937,058.19</u>
	<u>1,245,631.93</u>	<u>1,245,631.93</u>	<u>1,245,631.93</u>	<u>1,245,631.93</u>
10/01/2013 - 09/30/2014	1,407,318.97	1,407,318.97	1,407,318.97	1,407,318.97
10/01/2013 - 09/30/2014	738,784.96	738,784.96	738,784.96	738,784.96
10/01/2013 - 09/30/2014	14,926.35	14,926.35	14,926.35	14,926.35
	<u>753,711.31</u>	<u>753,711.31</u>	<u>753,711.31</u>	<u>753,711.31</u>
10/01/2013 - 09/30/2014	93,119.56	93,119.56	93,119.56	93,119.56
10/01/2013 - 09/30/2014	42,980.68	42,980.68	42,980.68	42,980.68
10/01/2013 - 09/30/2014	241,348.40	241,348.40	241,348.40	241,348.40
	<u>2,538,478.92</u>	<u>2,538,478.92</u>	<u>2,538,478.92</u>	<u>2,538,478.92</u>
10/01/2013 - 09/30/2014			1,514.00	1,514.00
	<u>\$ 3,784,110.85</u>	<u>\$ 3,784,110.85</u>	<u>\$ 3,785,624.85</u>	<u>\$ 3,785,624.85</u>

---

---

***Notes to the Schedule of Expenditures  
of Federal Awards  
For the Year Ended September 30, 2014***

---

---

**Note 1 – Basis of Presentation**

The accompanying Schedule of Expenditures of Federal Awards includes the federal grant activity of the Pickens County Board of Education and is presented on the modified accrual basis of accounting. The information in this schedule is presented in accordance with the requirements of OMB Circular A-133, *Audits of States, Local Governments, and Non-Profit Organizations*. Therefore, some amounts presented in this schedule may differ from amounts presented in or used in the preparation of the basic financial statements.

---

## *Additional Information*

---

---

***Board Members and Administrative Personnel***  
***October 1, 2013 through September 30, 2014***

---

---

**Board Members**

**Term Expires**

---

Hon. Nicholas Tolstick	Chairman	October 2018
Hon. Debbie Holley	Vice-Chairman	October 2018
Hon. Michael Hinton	Member	October 2018
Hon. Annie Jackson	Member	October 2018
Hon. LaSonja Richardson	Member	October 2018

**Administrative Personnel**

Hon. Jamie Chapman	Superintendent	December 2016
Mrs. Jennifer Shirley	Chief School Finance Officer	

---

---

***Report on Internal Control Over Financial Reporting and on  
Compliance and Other Matters Based on an Audit of  
Financial Statements Performed in Accordance With  
Government Auditing Standards***

---

---

**Independent Auditor's Report**

To: Members of the Pickens County Board of Education, Superintendent and Chief School Financial Officer

We have audited, in accordance with auditing standards generally accepted in the United States of America and the standards applicable to financial audits contained in ***Government Auditing Standards***, issued by the Comptroller General of the United States, the financial statements of the governmental activities and each major fund of the Pickens County Board of Education, as of and for the year ended September 30, 2014, and the related notes to the financial statements, which collectively comprise the Pickens County Board of Education's basic financial statements and have issued our report thereon dated June 17, 2015.

**Internal Control Over Financial Reporting**

In planning and performing our audit of the financial statements, we considered the Pickens County Board of Education's internal control over financial reporting (internal control) to determine the audit procedures that are appropriate in the circumstances for the purpose of expressing our opinions on the financial statements, but not for the purpose of expressing an opinion on the effectiveness of the Pickens County Board of Education's internal control. Accordingly, we do not express an opinion on the effectiveness of the Pickens County Board of Education's internal control.

A deficiency in internal control exists when the design or operation of a control does not allow management or employees, in the normal course of performing their assigned functions, to prevent, or detect and correct, misstatements on a timely basis. A material weakness is a deficiency, or combination of deficiencies, in internal control, such that there is a reasonable possibility that a material misstatement of the entity's financial statements will not be prevented, or detected and corrected on a timely basis. A significant deficiency is a deficiency, or a combination of deficiencies, in internal control that is less severe than a material weakness, yet important enough to merit attention by those charges with governance.

Our consideration of internal control was for the limited purpose described in the first paragraph of this section and was not designed to identify all deficiencies in internal control that might be material weaknesses or significant deficiencies. Given these limitations, during our audit we did not identify any deficiencies in internal control that we consider to be material weaknesses. However, material weaknesses may exist that have not been identified.

---

***Report on Internal Control Over Financial Reporting and on  
Compliance and Other Matters Based on an Audit of  
Financial Statements Performed in Accordance With  
Government Auditing Standards***

---

**Compliance and Other Matters**

As part of obtaining reasonable assurance about whether the Pickens County Board of Education's financial statements are free from material misstatement, we performed tests of its compliance with certain provisions of laws, regulations, contracts and grant agreements, noncompliance with which could have a direct and material effect on the determination of financial statement amounts. However, providing an opinion on compliance with those provisions was not an objective of our audit, and accordingly, we do not express such an opinion. The results of our tests disclosed no instances of noncompliance or other matters that are required to be reported under ***Government Auditing Standards***.

**Purpose of this Report**

The purpose of this report is solely to describe the scope of our testing of internal control and compliance and the results of that testing, and not to provide an opinion on the effectiveness of the entity's internal control or on compliance. This report is an integral part of an audit performed in accordance with ***Government Auditing Standards*** in considering the entity's internal control and compliance. Accordingly, this communication is not suitable for any other purpose.



Ronald L. Jones  
Chief Examiner

Department of Examiners of Public Accounts

Montgomery, Alabama

June 17, 2015

---

---

***Report on Compliance for Each Major Federal Program and  
Report on Internal Control Over Compliance Required  
by OMB Circular A-133***

---

---

***Independent Auditor's Report***

To: Members of the Pickens County Board of Education, Superintendent and Chief School Financial Officer

***Report on Compliance for Each Major Federal Program***

We have audited the Pickens County Board of Education's compliance with the types of compliance requirements described in the ***OMB Circular A-133 Compliance Supplement*** that could have a direct and material effect on the Pickens County Board of Education's major federal programs for the year ended September 30, 2014. The Pickens County Board of Education's major federal programs are identified in the Summary of Examiner's Results Section of the accompanying Schedule of Findings and Questioned Costs.

***Management's Responsibility***

Management is responsible for compliance with the requirements of laws, regulations, contracts and grants applicable to its federal programs.

***Auditor's Responsibility***

Our responsibility is to express an opinion on compliance for each of the Pickens County Board of Education's major federal programs based on our audit of the types of compliance requirements referred to above. We conducted our audit of compliance in accordance with auditing standards generally accepted in the United States of America; the standards applicable to financial audits contained in ***Government Auditing Standards***, issued by the Comptroller General of the United States; and OMB Circular A-133, ***Audits of States, Local Governments, and Non-Profit Organizations***. Those standards and OMB Circular A-133 require that we plan and perform the audit to obtain reasonable assurance about whether noncompliance with the types of compliance requirements referred to above that could have a direct and material effect on a major federal program occurred. An audit includes examining, on a test basis, evidence about the Pickens County Board of Education's compliance with those requirements and performing such other procedures as we considered necessary in the circumstances.

We believe that our audit provides a reasonable basis for our opinion on compliance for each major federal program. However, our audit does not provide a legal determination of the Pickens County Board of Education's compliance.

---

---

***Report on Compliance for Each Major Federal Program and  
Report on Internal Control Over Compliance Required  
by OMB Circular A-133***

---

---

***Opinion on Each Major Federal Program***

In our opinion, the Pickens County Board of Education complied, in all material respects, with the types of compliance requirements referred to above that could have a direct and material effect on each of its major federal programs for the year ended September 30, 2014.

***Report on Internal Control Over Compliance***

Management of the Pickens County Board of Education is responsible for establishing and maintaining effective internal control over compliance with the types of compliance requirements referred to above. In planning and performing our audit of compliance, we considered the Pickens County Board of Education's internal control over compliance with the types of requirements that could have a direct and material effect on each major federal program to determine the auditing procedures that are appropriate in the circumstances for the purpose of expressing an opinion on compliance for each major federal program and to test and report on internal control over compliance in accordance with OMB Circular A-133, but not for the purpose of expressing an opinion on the effectiveness of internal control over compliance. Accordingly, we do not express an opinion on the effectiveness of the Pickens County Board of Education's over compliance.

*A deficiency in internal control over compliance* exists when the design or operation of a control over compliance does not allow management or employees, in the normal course of performing their assigned functions, to prevent, or detect and correct, noncompliance with a type of compliance requirement of a federal program on a timely basis. *A material weakness in internal control over compliance* is a deficiency, or combination of deficiencies, in internal control over compliance, such that there is a reasonable possibility that material noncompliance with a type of compliance requirement of a federal program will not be prevented, or detected and corrected, on a timely basis. *A significant deficiency in internal control over compliance* is a deficiency, or a combination of deficiencies, in internal control over compliance with a type of compliance requirement of a federal program that is less severe than a material weakness in internal control over compliance, yet important enough to merit attention by those charges with governance.

Our consideration of the internal control over compliance was for the limited purpose described in the first paragraph of this section and was not designed to identify all deficiencies in internal control over compliance that might be material weaknesses or significant deficiencies. We did not identify any deficiencies in internal control over compliance that we consider to be material weaknesses. However, material weaknesses may exist that have not been identified.



---

***Report on Compliance for Each Major Federal Program and  
Report on Internal Control Over Compliance Required  
by OMB Circular A-133***

---

The purpose of this report on internal control over compliance is solely to describe the scope of our testing on internal control over compliance and the results of that testing based on the requirements of OMB Circular A-133. Accordingly, this report is not suitable for any other purpose.



Ronald L. Jones  
Chief Examiner

Department of Examiners of Public Accounts

Montgomery, Alabama

June 17, 2015

***Schedule of Findings and Questioned Costs***  
***For the Year Ended September 30, 2014***

**Section I – Summary of Examiner's Results**

**Financial Statements**

Type of opinion issued: Unmodified

Internal control over financial reporting:  
 Material weakness(es) identified? \_\_\_\_\_ Yes     X  No

Significant deficiency(ies) identified? \_\_\_\_\_ Yes     X  None reported

Noncompliance material to financial statements noted? \_\_\_\_\_ Yes     X  No

**Federal Awards**

Internal control over major programs:  
 Material weakness(es) identified? \_\_\_\_\_ Yes     X  No

Significant deficiency(ies) identified? \_\_\_\_\_ Yes     X  None reported

Type of auditor's report issued on compliance for major programs: Unmodified

Any audit findings disclosed that are required to be reported in accordance with Section 510(a) of OMB Circular A-133? \_\_\_\_\_ Yes     X  No

Identification of major programs:

CFDA Numbers	Name of Federal Program or Cluster
84.010	Title I Grants to Local Educational Agencies
84.027 and 84.173	Special Education Cluster

Dollar threshold used to distinguish between Type A and Type B programs: \$300,000.00

Auditee qualified as low-risk auditee? \_\_\_\_\_ Yes     X  No

***Schedule of Findings and Questioned Costs***  
***For the Year Ended September 30, 2014***

**Section II – Financial Statement Findings (GAGAS)**

Ref. No.	Type of Finding	Finding/Noncompliance	Questioned Costs
		No matters were reportable.	

**Section III – Federal Awards Findings and Questioned Costs**

Ref. No.	CFDA No.	Program	Finding/Noncompliance	Questioned Costs
			No matters were reportable.	