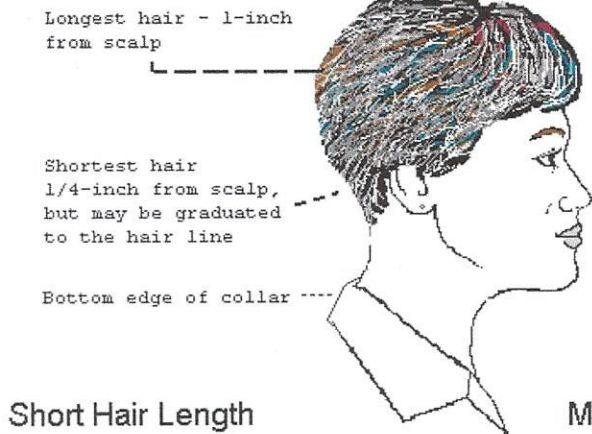
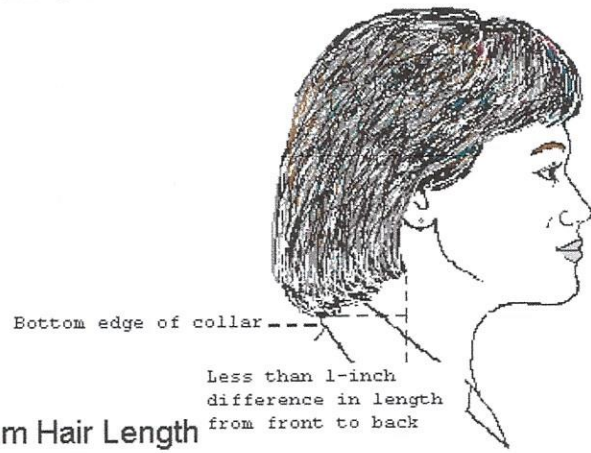


Attachment 3

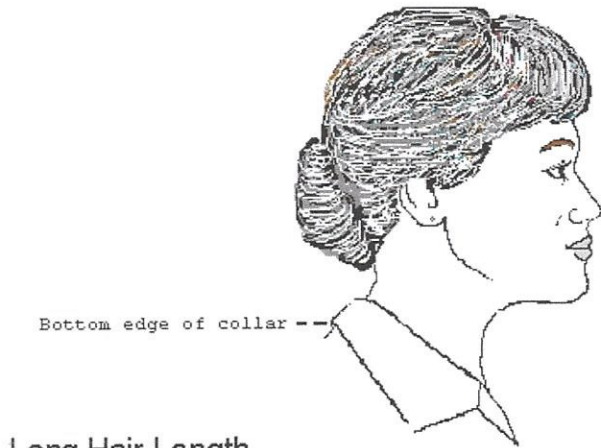
FEMALE HAIR & UNIFORM DIAGRAMS



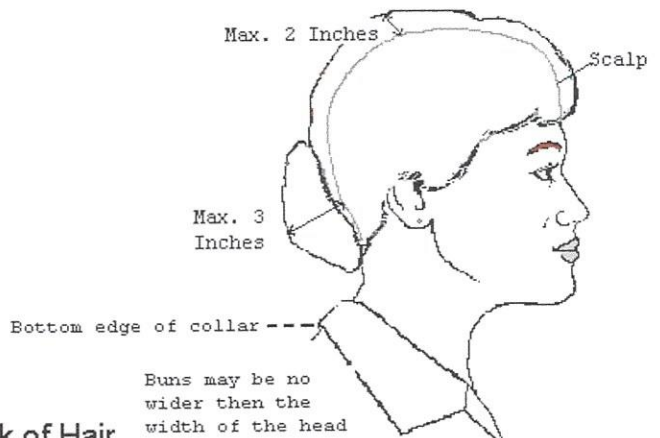
Short Hair Length



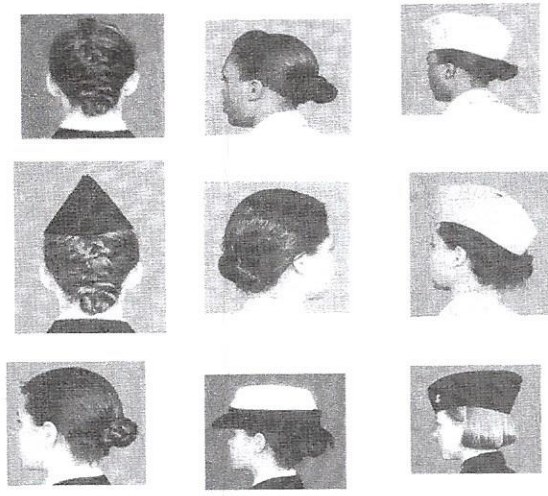
Medium Hair Length



Long Hair Length



Bulk of Hair



CADET FEMALE HEADGEAR

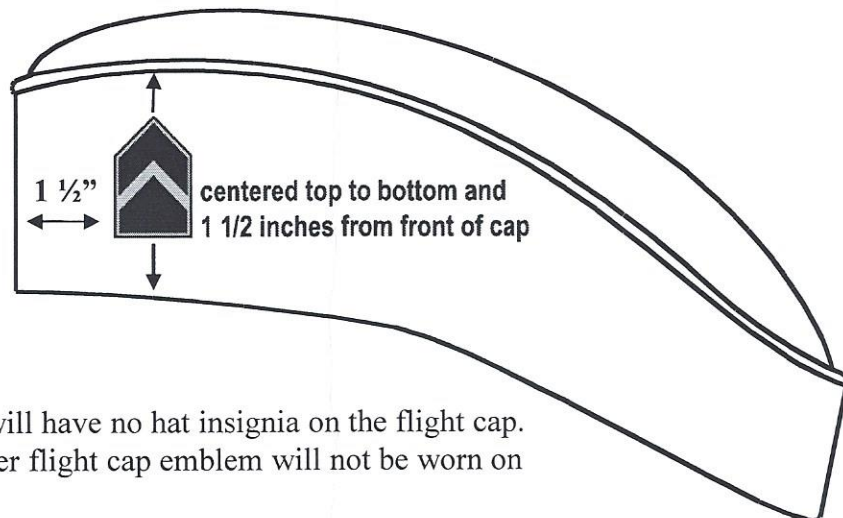
SERVICE CAP

Solid Blue Color with no embroidery



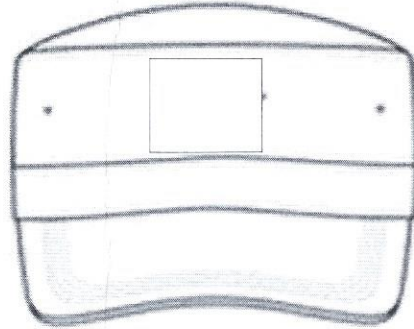
Service Cap - Cadet officers may wear the AFJROTC officer hat insignia or the large Hap Arnold Wings insignia. Enlisted cadets may only wear the large Hap Arnold Wings insignia.

FLIGHT CAP*




- Enlisted Ranks will have no hat insignia on the flight cap.
- The former officer flight cap emblem will not be worn on the flight cap.

CADET ABU HEADGEAR

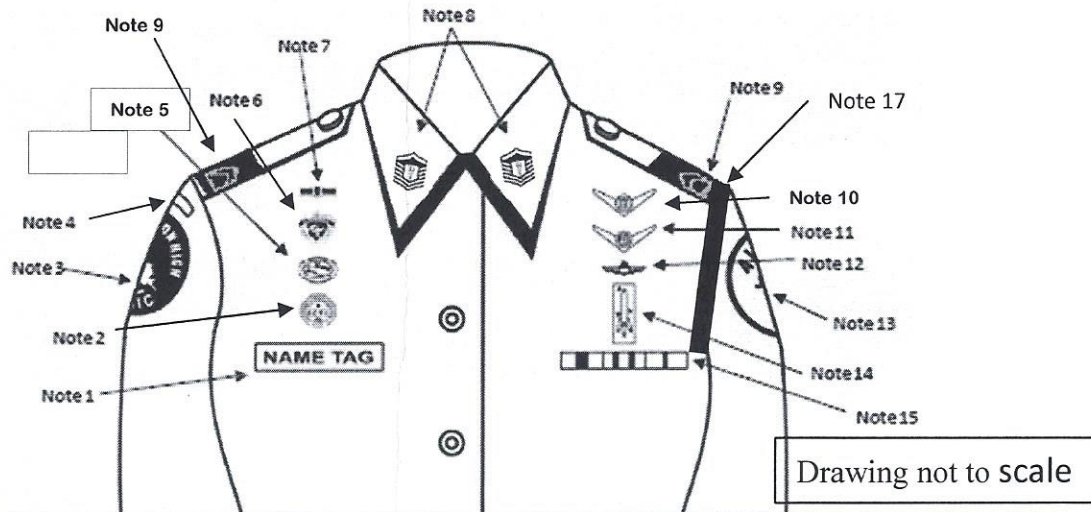


Enlisted Cadets will not wear rank on the ABU cap.



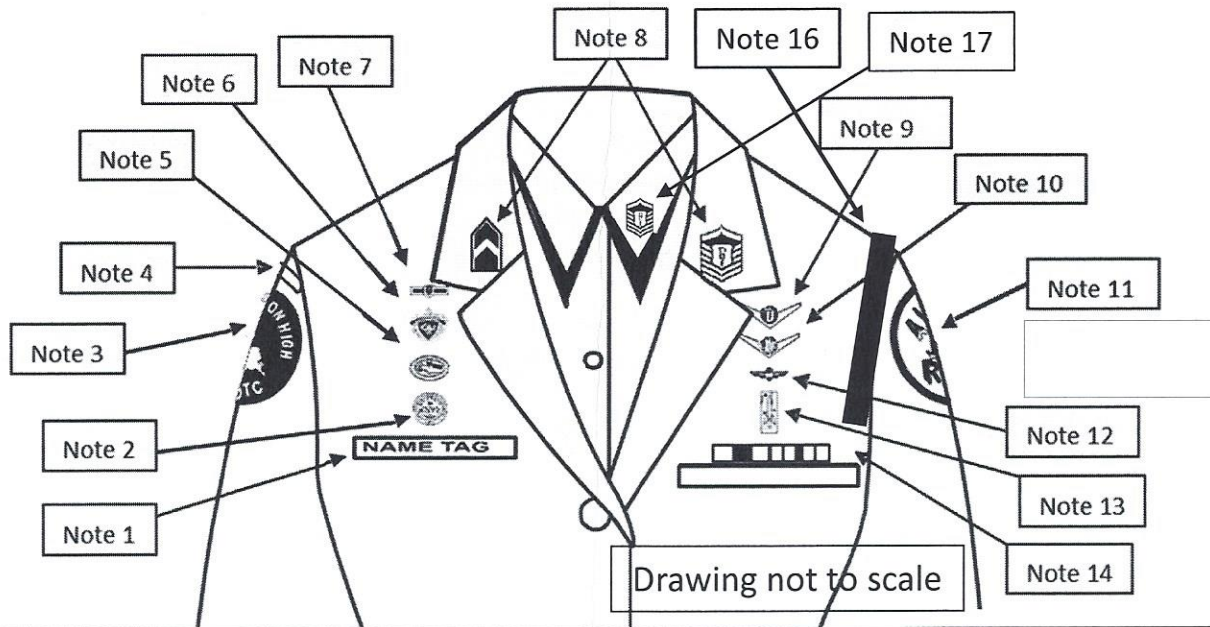
Officers will wear rank insignia on the ABU cap.

CADET FEMALE BLUE SHIRT



1. Name Tag: Mandatory wear. Blue Plastic with white letters. Without ribbons: centered on right side, parallel to ground and within 1 ½ inches higher/lower than topmost exposed button. With Ribbons: Even with bottom row of ribbons, centered on right side, parallel to ground and within 1 ½ inches higher/lower than topmost exposed button.
2. Awareness Presentation Team (APT) Badge. See Note 16
3. Unit Patch. Centered on sleeve and ½ to 1 inch below shoulder seam.
4. Shoulder Tab (Metal or cloth). Centered between unit patch and shoulder seam. If no patch, then 1 inch below shoulder seam.
5. Kitty Hawk Air Society Badge. See Note 16.
6. Aerospace Education Foundation (AEF) Badge. See Note 16.
7. Distinguished Cadet Badge. See Note 16.
8. Grade insignia, mandatory (officer and enlisted) worn on both left and right collar, centered side to side and top to bottom. Enlisted rank's bottom point of torch points towards the point of the collar. Officer top point of rank aligned with point of collar. Cadet/Amn Basic have no insignia of any kind on the collar
9. Officers only. When using officer cloth rank on epaulets versus miniature metal rank on collar, place as close as possible to shoulder seam. (Use smaller female epaulets only)
10. Flight Solo or Flight Certificate Badge. See Note 16.
11. Ground School Badge. See Note 16.
12. Academy of Model Aeronautics (AMA) Wings. See Note 16.
13. AFJROTC Patch (white, Lamp of Knowledge), mandatory. Center ½ to 1 inch below left shoulder seam
14. Model Rocketry Badge. See Note 16.
15. Ribbons are optional. Wear all, some or no ribbons earned. If worn, center ribbons on wearer's left, parallel with ground. Align bottom of the ribbons with the bottom of the name tag.
16. First badge is centered ½ inch above name tag or ribbons (as appropriate).
17. Shoulder Cord. No wider than 1 inch and will be grounded to the seam of the left shoulder under the epaulet. May be solid or multi-colored.
18. **Medals (regardless of what type) are not authorized for wear on this uniform.**

CADET FEMALE SERVICE DRESS

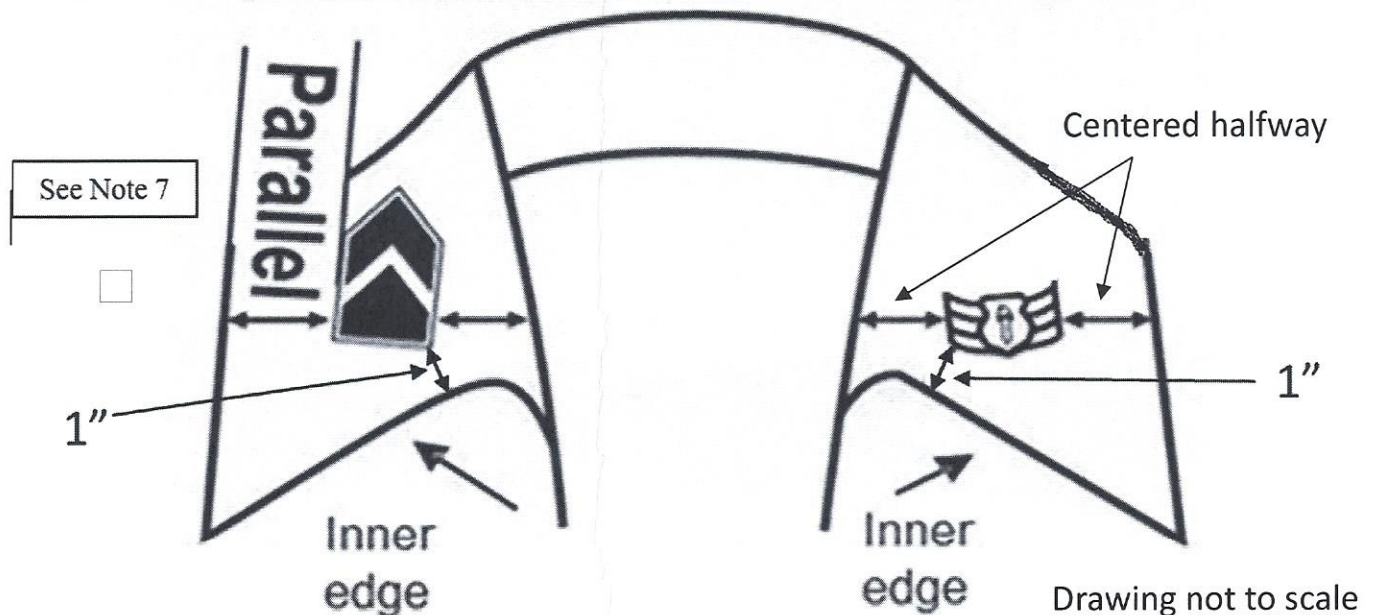


1. Silver Name tag, mandatory. Center on the right side between arm seam and lapel with bottom edge even with to 1 ½ inch higher or lower than the first exposed button.
2. Awareness Presentation Team Badge. See Note 15 below.
3. Unit patch. Center ½ to 1 inch below shoulder seam
4. Shoulder tab: Center between unit patch and shoulder seam. If no patch, then 1 inch below shoulder seam
5. Kitty Hawk Badge. See Note 15 below.
6. Aerospace Education Foundation (AEF) Badge. See Note 15 below.
7. Distinguished Cadet Badge. See Note 15 below.
8. Grade insignia (officer and enlisted) worn on both lapels, mandatory. Place insignia halfway up the seam, resting on but not over it. Bottom of insignia is horizontal with the ground.
9. Flight Solo or Flight Certificate Badge. See Note 15 below.
10. Ground School Badge. See Note 15 below.
11. AFJROTC Patch (white, Lamp of Knowledge), mandatory. Center ½ to 1 inch below left shoulder seam.
12. Academy of Model Aeronautic (AMA) Wings. Worn 1 inch below pocket.
13. Model Rocketry Badge. Worn 2 inches below AMA Wings or 3 inches below pocket if no AMA Wings are worn.
14. Ribbons, mandatory. Center ribbons resting on but not over edge of welt pocket. Wear 3 or 4 in a row. Wear all or some ribbons earned.
15. First badge placed ½ inch above silver name tag or ribbons and is centered horizontally. Additional badges are placed ½ inch above previous badge.
16. Shoulder Cord. No wider than 1 inch and will be grounded to the seam of the left shoulder. May be solid or multi-colored.
17. Enlisted rank insignia **MUST** be worn on the blue shirt while wearing the service dress.
18. **Medals are not authorized for wear on this uniform with ribbons. Ribbons and medals may not be mixed.**

CADET LIGHT WEIGHT BLUE JACKET

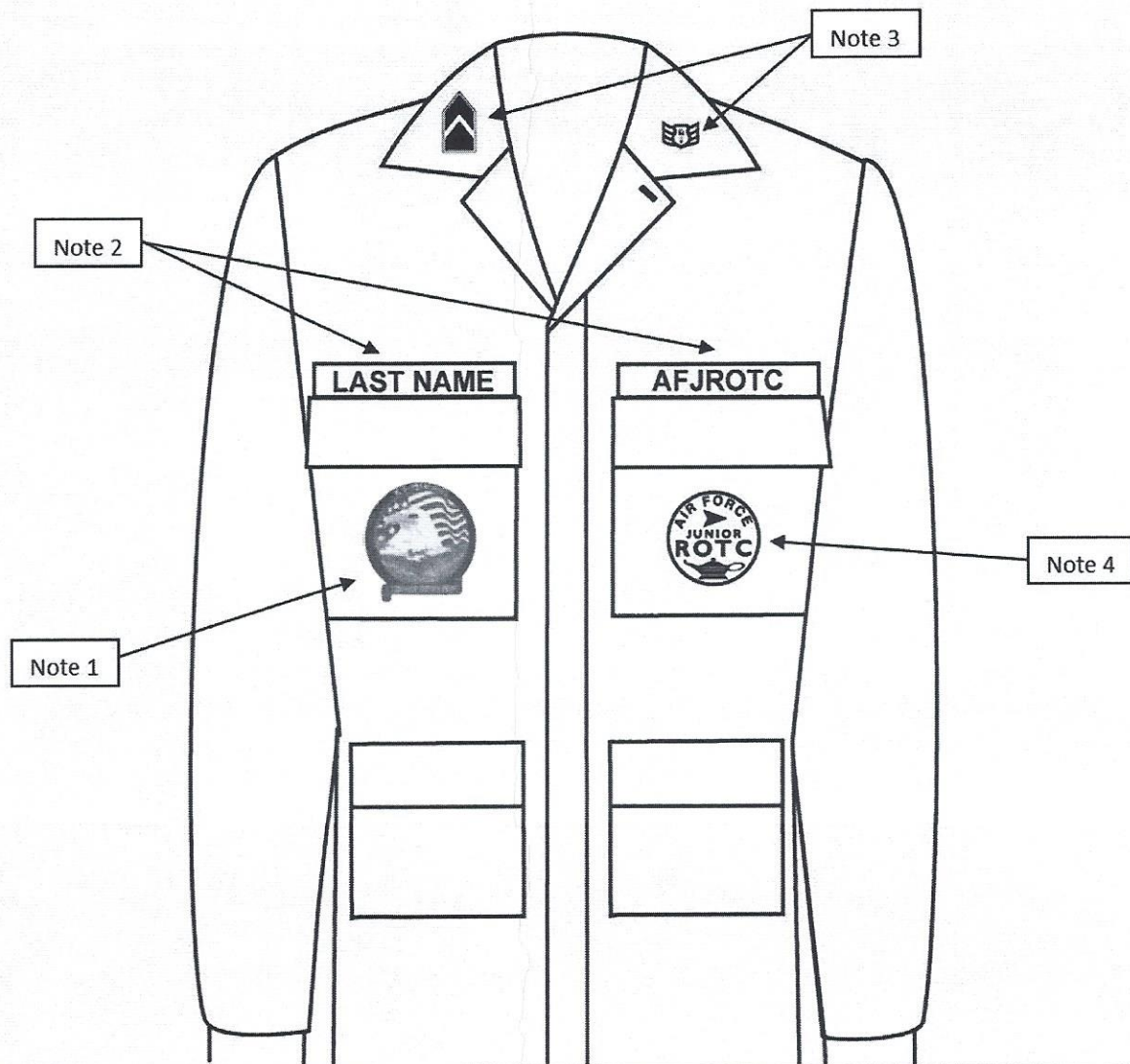


NOTE: The epaulet rank is no longer authorized on the lightweight blue jacket.



1. Shoulder tabs are centered between unit patch and shoulder seam. If no patch, then 1 inch below shoulder seam.
2. Unit patch on right $\frac{1}{2}$ to 1 inch below shoulder seam and centered.
3. Grade insignia (officer and enlisted) will be worn on both lapels, mandatory. For placement see Note 7.
4. Optional item: center vertically between the shoulder seam and where the underarm side seam joins the armhole sleeve and center horizontally between the center zipper and the sleeve armhole seam.
5. AFJROTC Patch (white, Lamp of Knowledge), mandatory. Center $\frac{1}{2}$ to 1 inch below left shoulder seam
6. Jacket will be closed to at least the halfway point.
7. Center insignia horizontally on collar. Place 1 inch from bottom of collar and parallel to the outer edge of the collar.
8. Enlisted rank insignia **MUST** be worn on the blue shirt while wearing the light weight jacket.
9. **Ascots and shoulder cords will not be worn on this uniform.**

CADET ABU Male and Female



1. Unit patch (optional). If worn, will be placed on right pocket and centered. (AF Funds may not be used to procure unit patches.)
2. Last Name and AFJROTC tapes, dark blue (mandatory). Tapes are grounded and centered on pockets. Name tape only may be held with Velcro to enable reuse/reissue to a different cadet.
3. Grade insignia (officer or enlisted) (mandatory). Will be worn on the left and right collars, centered on collar and parallel with bottom of collar. Airman Basic have no collar insignia.
4. AFJROTC Patch (white, Lamp of Knowledge): **WHITE patch only (mandatory)**. Will be worn on left pocket and centered.

FLIGHT SUIT (Male and Female)



1. * AFJROTC Command Patch (mandatory). Velcro attached. This style of patch may only be worn on the Flight Suit. Cadets can only wear ground school, flight solo or flight certificate badges upon successful completion those programs (See Ops Supplement, Chapter 7, paras 7.2.1, 7.2.2 and 7.2.3).
2. The unit patch will be worn on the right sleeve (shoulder) of the Flight Suit, if the unit patch is unavailable then the white, Lamp of Knowledge, AFJROTC Patch will be worn Velcro attached.
3. * American Flag Patch (mandatory) on left shoulder. Velcro attached.
4. * Cadet Name Patch (mandatory). Velcro attached. Black background with silver border (if unit has a unit patch, units may substitute background color/border with unit patch colors). Cadet Name Badge – Top line will be Cadet Name and second line will be "CADET AFJROTC".
5. **Flight Suits are authorized for those cadets currently enrolled in or that have successfully completed aviation honors ground school, been awarded a flight solo badge, flight certificate badge or have successfully completed the AFJROTC Flight Academy program.**

* Flight patches may be purchased from a vendor using MilPer funds.