

# Franklin County School District

## School Closure Packet

Week 5: April 20-24

Grade: PRE-K, K, ①, 2, 3, 4, 5, 6,  
7, 8, 9, 10, 11, 12 (Please circle)

Name:

---

Homeroom or First Period Teacher:

---

Name \_\_\_\_\_

Lesson 8



# Time to the Half Hour: Digital


## ESSENTIAL QUESTION ?

How do I determine length and time?



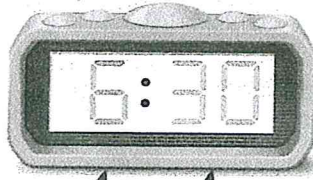

## Math in My World



**Teacher Directions:** Tyler's football practice ends at half past 4. Use  to show the time. Write that time on the digital clock shown on the phone. Tell a classmate what time is shown on the phone.

## Guided Practice

A digital clock can also show time to the half hour.





hour minutes

Both of the clocks  
show half past



6 or 6:30.

Use  to show the time. Tell what time is shown.  
Write the time on the digital clock.

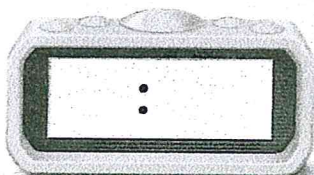

1.





2.



3.



4.




### Talk Math



How is half past 10 shown on a digital clock?

Name \_\_\_\_\_


## Independent Practice

Use  to show the time. Tell what time is shown. Write the time on the digital clock.



5.





6.





7.





8.



9.



10.








## Problem Solving

Processes  
& Practices


**Solve. Write the time on the digital clock.**

1. Mrs. Johnson's class has art at 9:30. It lasts 1 hour. What time does art class end?



## Brain Builders

12. Aidan's school choir stopped singing at half past 3. They sang for 2 hours. What time did they start singing?



13. Chase tells his friend that the time on the clock is 12 o'clock. Tell why Chase is wrong. Make it right.



---

---

---

---

---

---

---

---

Name \_\_\_\_\_

## Lesson 8

Time to the Half Hour: Digital

# My Homework

Homework Helper

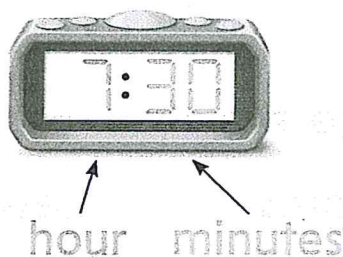


Need help? [connectED.mcgraw-hill.com](http://connectED.mcgraw-hill.com)

A digital clock can also show time to the half hour.

analog clock

digital clock



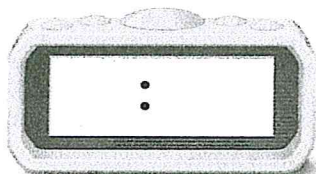

These clocks show half past 7 or 7:30.

## Practice


Tell what time is shown.

Write the time on the digital clock.

1.

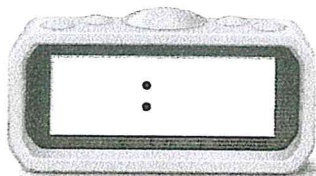


2.






Tell what time is shown. Write the time on the digital clock.

3.




4.



## Brain Builders

Solve. Write the time on the digital clock.

5. Will begins his homework at 6 o'clock. He finishes it in a half hour. Write that time on the clock.



Then he listens to music for an hour. What time does he stop listening to music? Write the time.

half past \_\_\_\_\_

6. Test Practice Which clock shows half past 12?



**Math at Home** Show your child an analog clock that shows 7:30. Ask him or her to draw a picture of a digital clock that shows the same time.

Name \_\_\_\_\_

Lesson 9


# Time to the Hour and Half Hour


## ESSENTIAL QUESTION ?

How do I determine length and time?




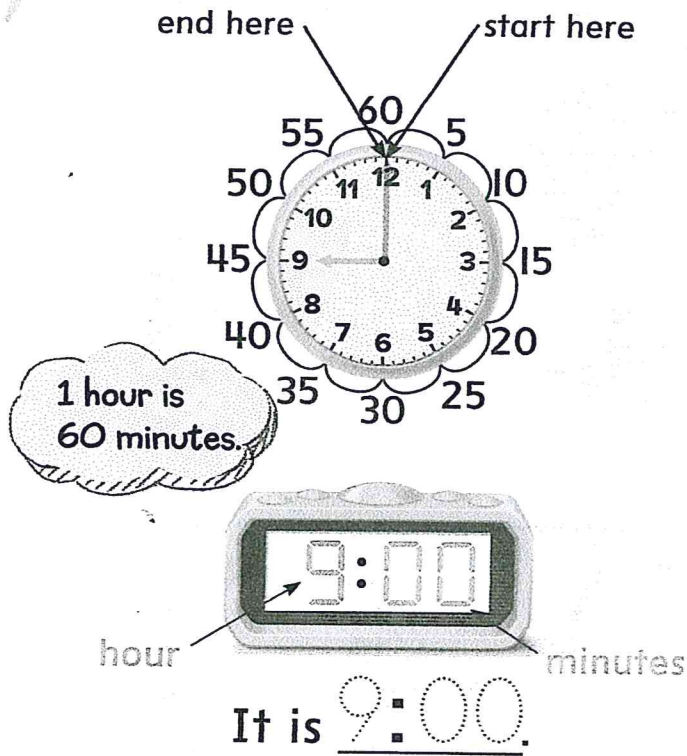
Math in My World




**Teacher Directions:** A class went to the library at 1:30. Use  to show the time. Find the analog and digital clocks in the picture. Show 1:30 on the analog clock. Write 1:30 on the digital clock.


## Guided Practice

You can tell time to the hour and the half hour.




Use  to help. Draw the minute hand to show the time. Write the time on the digital clock.

1. 11:30



2. half past five




### Talk Math


What is the difference between an analog clock and a digital clock?

Name \_\_\_\_\_



## Independent Practice

Use  to help. Draw the minute hand to show the time. Write the time on the digital clock.


3. 3:30





4. nine o'clock




5. half past 1




6. eight o'clock



7. Write half past two on the clock.



8. Write six o'clock on the clock.







## Problem Solving



Processes  
& Practices


**Solve.**

9. The hour hand is between 1 and 2. The minute hand is on 6. What time is it? Draw the hands on the clock.




## Brain Builders

10. The time on the clock is one hour after 2:00. What time is it? Write the time. Explain your answer to a friend.



## Write Math

How many minutes after the hour does this clock show? Explain.



---

---

---

---

---

---

---

---

---

---

Name \_\_\_\_\_

## Lesson 9

Time to the Hour  
and Half Hour


# My Homework

Homework Helper




Need help? [connectED.mcgraw-hill.com](http://connectED.mcgraw-hill.com)

You can tell time to the hour and the half hour.



It is nine o'clock or 9:00.





It is six-thirty or 6:30.



## Practice

Draw the minute hand to show the time.  
Write the time on the digital clock.

1. 2:30




2. half past  
five





Draw the minute hand to show the time.

Write the time on the digital clock.

3. half past 12




4. 4 o'clock




## Brain Builders

5. It is half past the hour. My hour hand is between 5 and 6. What time is it? Draw the hands on the clock. Write the time showing one hour later.



half past \_\_\_\_\_

6. Test Practice What clock shows 8 o'clock?



**Math at Home** Practice telling time to the hour and half hour with your child by writing the time of familiar events such as mealtime, school time, and bedtime.

Name : \_\_\_\_\_ Date : \_\_\_\_\_

# Drawing Conclusions

Mom went through the checklist: tent, flash light, sleeping bags...etc.

Dad is setting up a tent.



Soon we will be barbecuing and eating the most delicious food.



What is happening?

Players are running in jerseys, cleats, and shin guards on the ground.



The crowd is cheering.



A player kicks a ball in the goal.



What is happening?

Name: \_\_\_\_\_

**ROLY POLIES****Read**

There are many names for **Roly Poly**. Some call it pillbug, some call it potato bug, and others call it armadillo bug - but whatever you call it, roly polies are very fascinating creatures.

Roly polies are often confused with being insects, but you will be amazed to learn that they are not bugs, they are actually crustaceans, which are related to shrimps and crayfish.

Just like their closely related marine cousins, roly polies breathe through gills. Although they require a moist atmosphere to survive, they will die if fully submerged in water.

When threatened or poked, these tiny little wonders roll up in a tight ball. Another fun fact about roly polies is that their blood is blue.

**Author's Main Point of the passage:**

Roly polies are very fascinating creatures.

A. Write two details that support the author's main point.

1. \_\_\_\_\_  
\_\_\_\_\_

2. \_\_\_\_\_  
\_\_\_\_\_

B. Roly polies have other names, what are they? \_\_\_\_\_  
\_\_\_\_\_

Name: \_\_\_\_\_

## Using Conjunctions

A conjunction is a word that is used to combine sentences, phrases, or words.

Writers will often use conjunctions to combine two short sentences into one longer sentence.

The three most common conjunctions are and, but, and or.

two short sentences: C.J. wanted to go skateboarding with his friends.  
It was raining outside.

one longer sentence: C.J. wanted to go skateboarding with his friends, but it was raining outside.

When your new sentence contains two complete sentences, use a comma before the conjunction.



Combine each pair of sentences with the conjunction in parenthesis to make a new sentence.

1. My pet goat will eat almost anything. He likes vegetables best. (but)

---

---

2. My family lives in the country. We have a lot of land. (and)

---

---

3. We could go to the playground. We could go to the movies. (or)

---

---