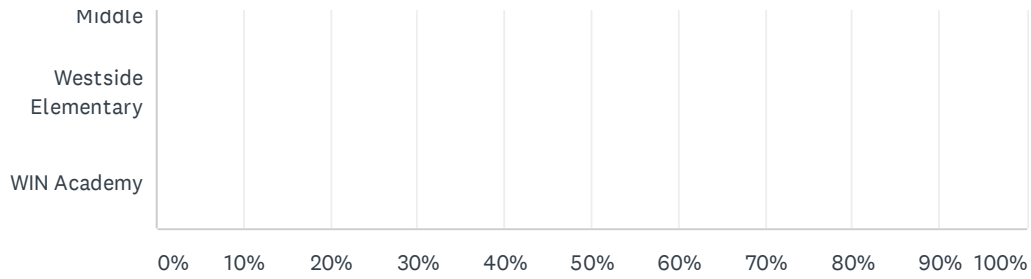


Q1 My child attends

Answered: 126 Skipped: 0



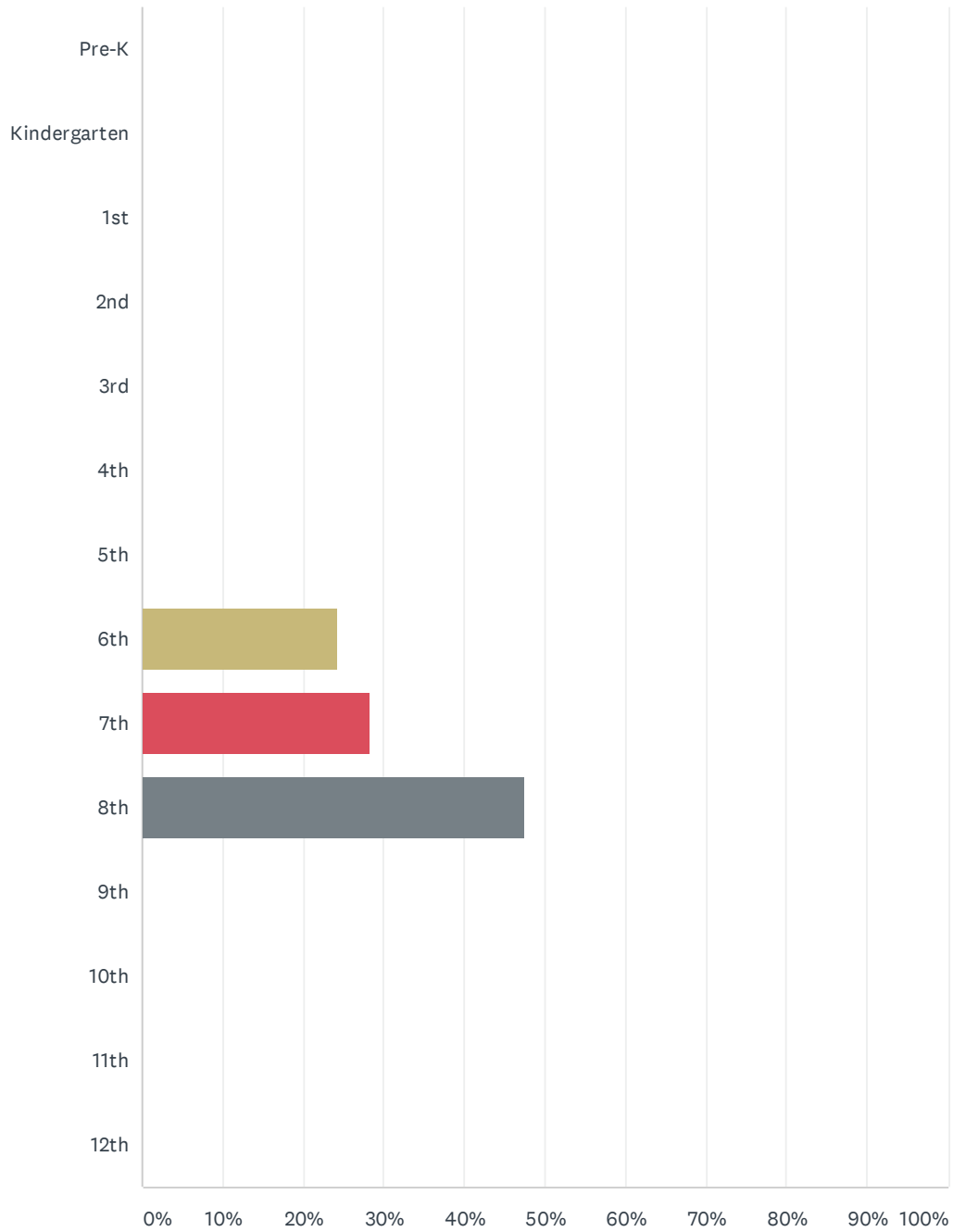
Houston County Title I Parent Satisfaction Survey 2020



ANSWER CHOICES	RESPONSES	
CB Watson Primary	0.00%	0
Centerville Elementary	0.00%	0
Eagle Springs Elementary	0.00%	0
Huntington Middle	0.00%	0
Lindsey Elementary	0.00%	0
Miller Elementary	0.00%	0
Morningside Elementary	0.00%	0
Northside Elementary	0.00%	0
Northside High	0.00%	0
Northside Middle	100.00%	126
Parkwood Elementary	0.00%	0
Pearl Stephens Elementary	0.00%	0
Perry Middle	0.00%	0
Russell Elementary	0.00%	0
Shirley Hills Elementary	0.00%	0
Thomson Middle	0.00%	0
Tucker Elementary	0.00%	0
Warner Robins High	0.00%	0
Warner Robins Middle	0.00%	0
Westside Elementary	0.00%	0
WIN Academy	0.00%	0
TOTAL		126

Q2 Select the grade that your child is currently in.

Answered: 124 Skipped: 2

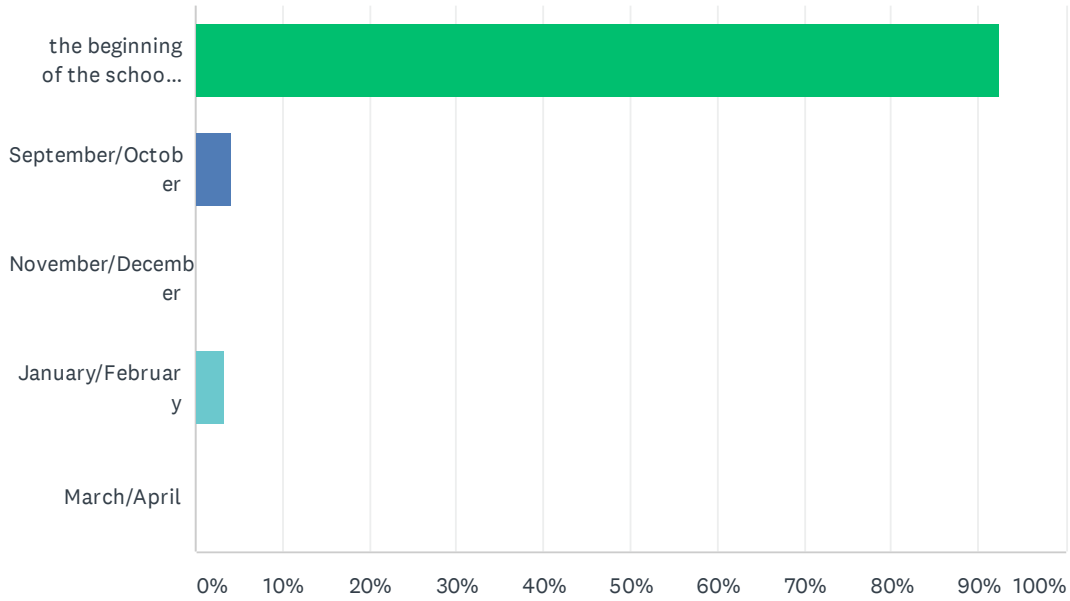


Houston County Title I Parent Satisfaction Survey 2020

ANSWER CHOICES	RESPONSES	
Pre-K	0.00%	0
Kindergarten	0.00%	0
1st	0.00%	0
2nd	0.00%	0
3rd	0.00%	0
4th	0.00%	0
5th	0.00%	0
6th	24.19%	30
7th	28.23%	35
8th	47.58%	59
9th	0.00%	0
10th	0.00%	0
11th	0.00%	0
12th	0.00%	0
TOTAL		124

Q3 My child has been enrolled at this school since

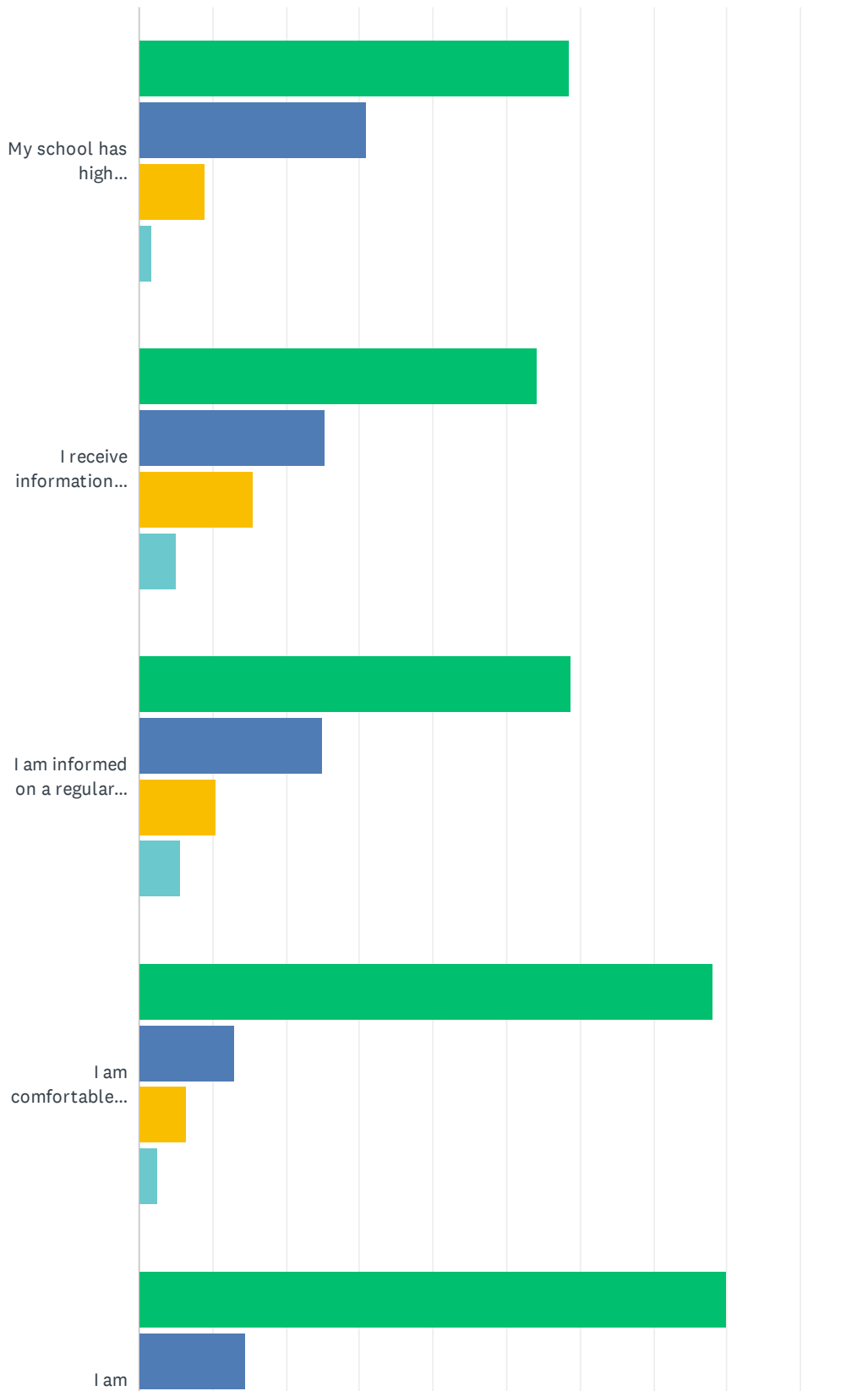
Answered: 118 Skipped: 8



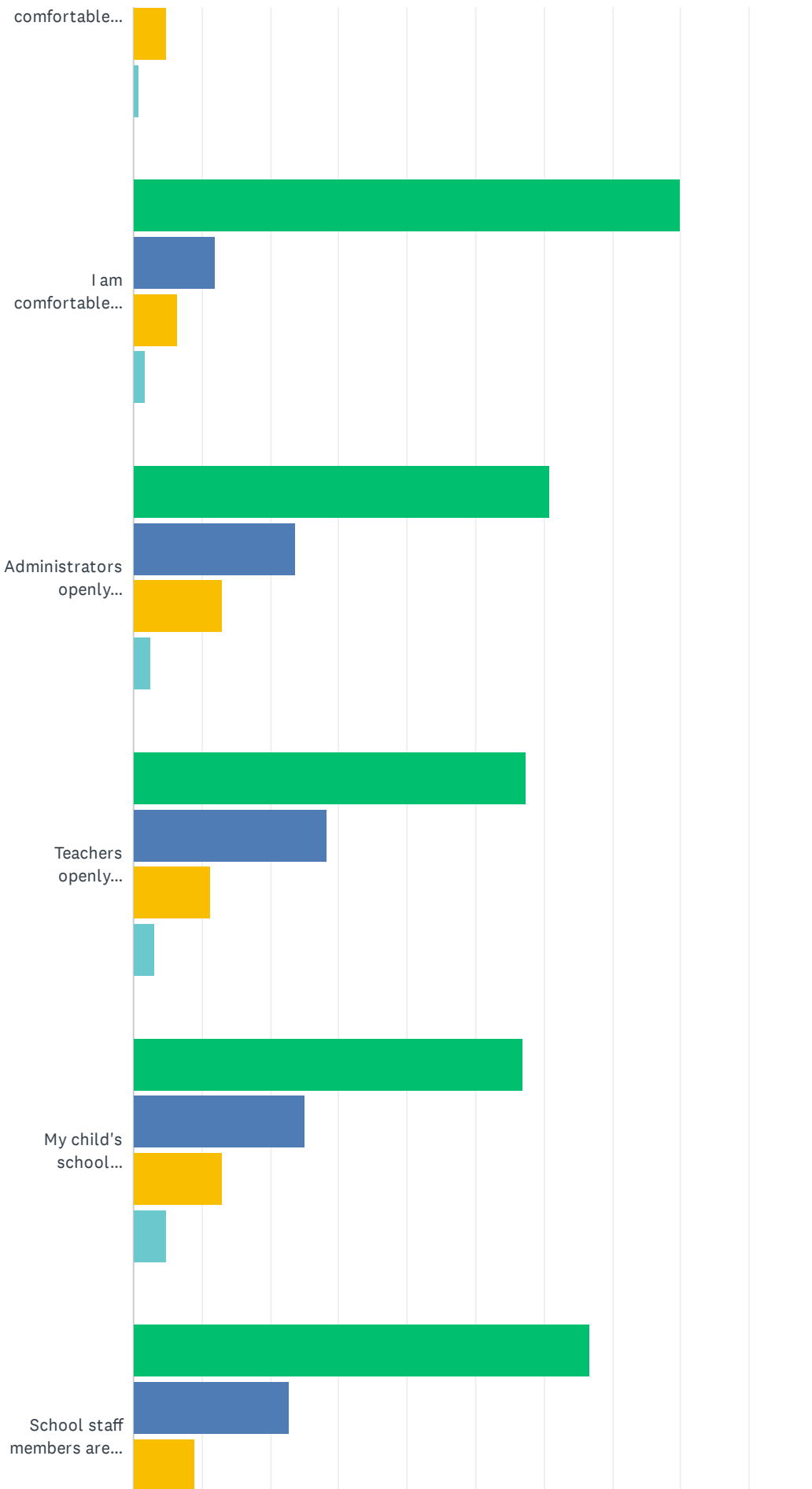
ANSWER CHOICES	RESPONSES
the beginning of the school year	92.37% 109
September/October	4.24% 5
November/December	0.00% 0
January/February	3.39% 4
March/April	0.00% 0
TOTAL	118

Q4 Please read each statement below, and indicate how much you agree or disagree.

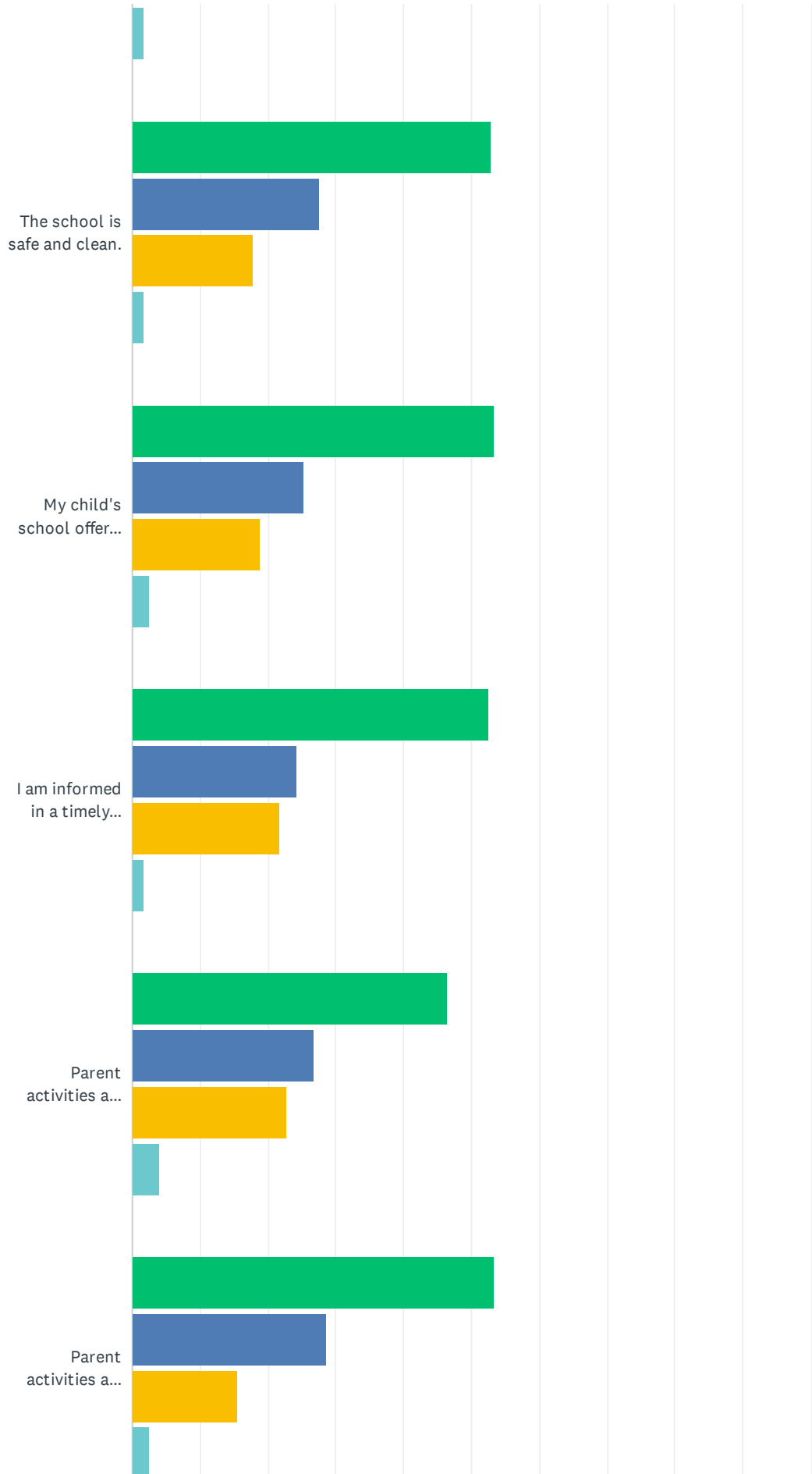
Answered: 125 Skipped: 1



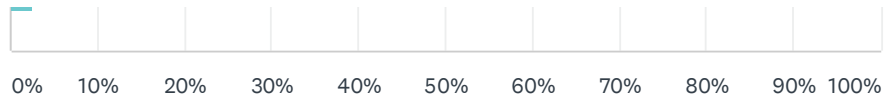
Houston County Title I Parent Satisfaction Survey 2020



Houston County Title I Parent Satisfaction Survey 2020



Houston County Title I Parent Satisfaction Survey 2020

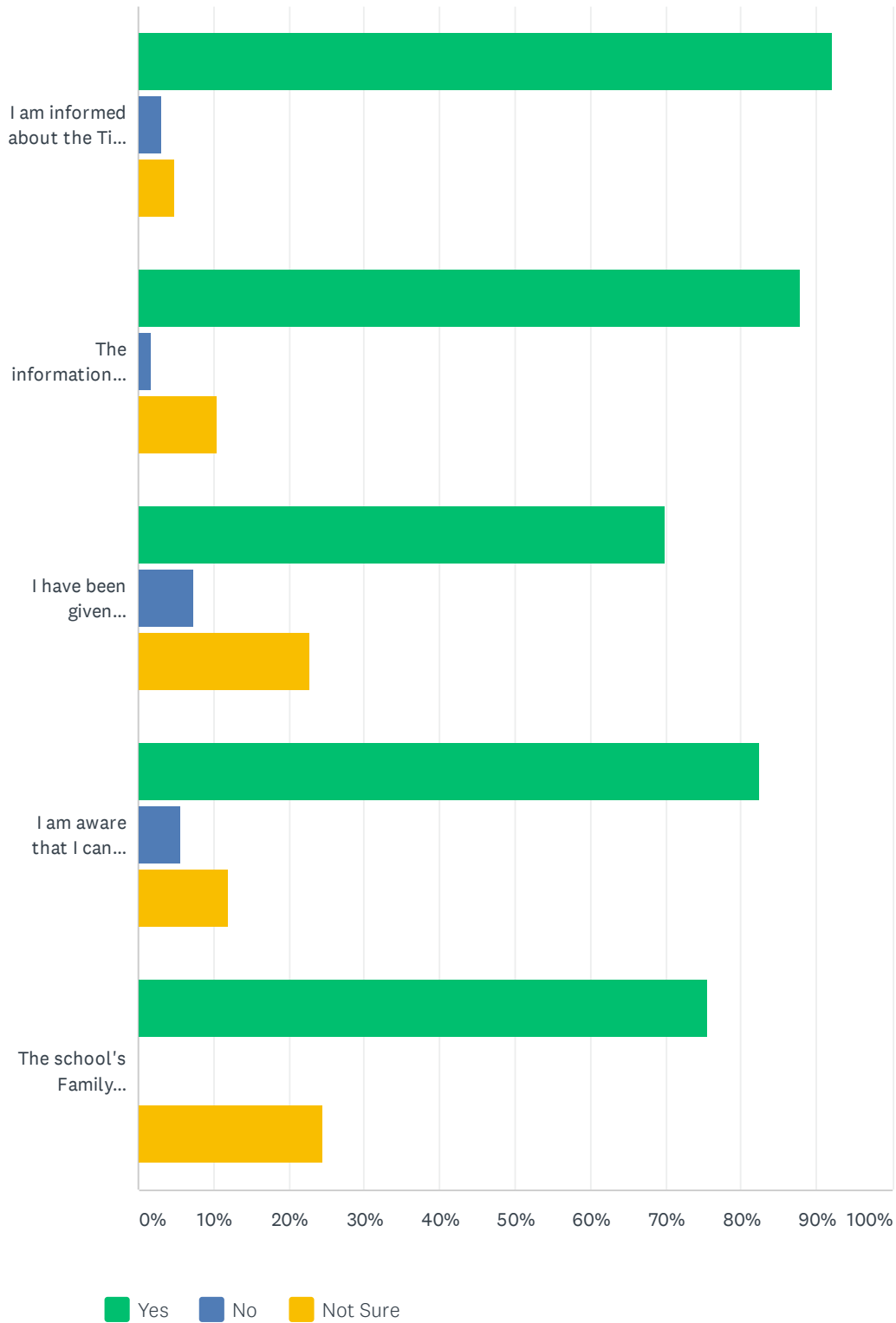


■ All the time
 ■ Most of the time
 ■ Some of the time
 ■ None of the time

	ALL THE TIME	MOST OF THE TIME	SOME OF THE TIME	NONE OF THE TIME	TOTAL	WEIGHTED AVERAGE
My school has high expectations for student achievement.	58.54% 72	30.89% 38	8.94% 11	1.63% 2	123	1.00
I receive information about grade-level standards and the academic requirements for my child's grade level.	54.10% 66	25.41% 31	15.57% 19	4.92% 6	122	1.00
I am informed on a regular basis about my child's academic progress.	58.87% 73	25.00% 31	10.48% 13	5.65% 7	124	1.00
I am comfortable communicating with administrators at my child's school.	78.05% 96	13.01% 16	6.50% 8	2.44% 3	123	1.00
I am comfortable communicating with my child's teacher(s).	79.84% 99	14.52% 18	4.84% 6	0.81% 1	124	1.00
I am comfortable communicating with front office staff members at my child's school.	80.00% 100	12.00% 15	6.40% 8	1.60% 2	125	1.00
Administrators openly communicate with parents.	60.98% 75	23.58% 29	13.01% 16	2.44% 3	123	1.00
Teachers openly communicate with parents.	57.26% 71	28.23% 35	11.29% 14	3.23% 4	124	1.00
My child's school encourages parental engagement and volunteerism.	56.91% 70	25.20% 31	13.01% 16	4.88% 6	123	1.00
School staff members are friendly, and I generally feel welcome at the school.	66.67% 82	22.76% 28	8.94% 11	1.63% 2	123	1.00
The school is safe and clean.	52.85% 65	27.64% 34	17.89% 22	1.63% 2	123	1.00
My child's school offers workshops or activities that educate/inform parents about the curriculum and how to help improve students' success in school.	53.28% 65	25.41% 31	18.85% 23	2.46% 3	122	1.00
I am informed in a timely manner about parent activities and events.	52.42% 65	24.19% 30	21.77% 27	1.61% 2	124	1.00
Parent activities and workshops are offered at various times.	46.34% 57	26.83% 33	22.76% 28	4.07% 5	123	1.00
Parent activities and opportunities are useful and beneficial.	53.28% 65	28.69% 35	15.57% 19	2.46% 3	122	1.00

Q5 Please read the following statements and respond to each.

Answered: 125 Skipped: 1

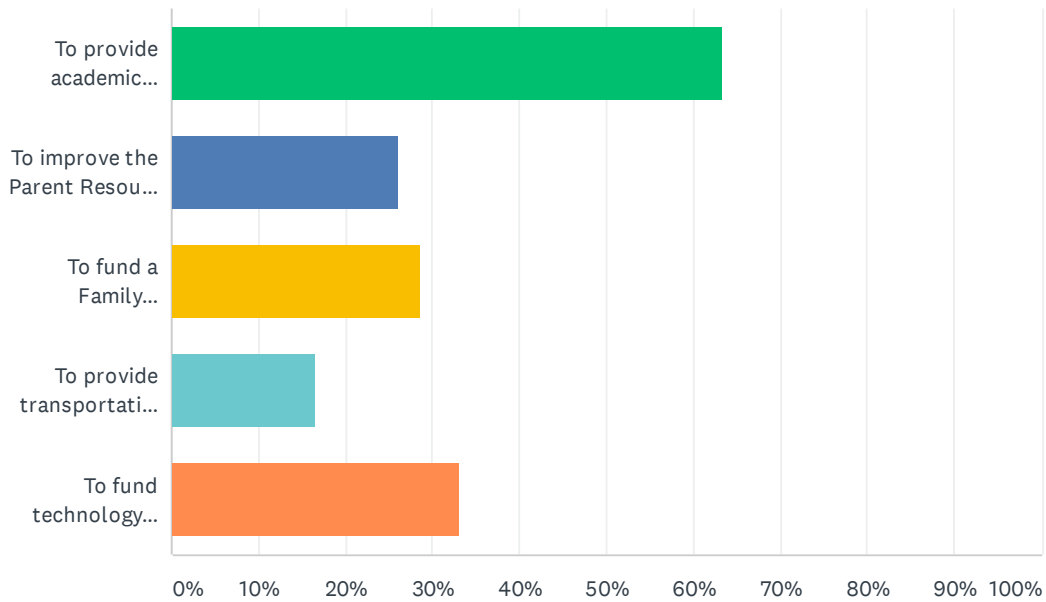


Houston County Title I Parent Satisfaction Survey 2020

	YES	NO	NOT SURE	TOTAL	WEIGHTED AVERAGE
I am informed about the Title I program at my child's school and received the Title I Handbook containing the Parent Engagement Plan and School-Parent Compact.	92.00% 115	3.20% 4	4.80% 6	125	1.00
The information provided in the Title I Parent Engagement Plan and Compact is detailed and easy to understand.	87.90% 109	1.61% 2	10.48% 13	124	1.00
I have been given opportunities to provide input in the decision making process regarding the Parent Engagement Plan, Compact, School Improvement Plan, budget and 1% set-aside for parent engagement at my child's school and district.	69.92% 86	7.32% 9	22.76% 28	123	1.00
I am aware that I can participate in shared decision making opportunities through Parent Input Meetings, the Parent Action Team, Parent-Teacher Conferences, school/district surveys and through website link.	82.40% 103	5.60% 7	12.00% 15	125	1.00
The school's Family Engagement Coordinator assists families, supports parent activities, and is available for questions or concerns from parents.	75.61% 93	0.00% 0	24.39% 30	123	1.00

Q6 How would you like to see parent engagement funds used? (check all that apply)

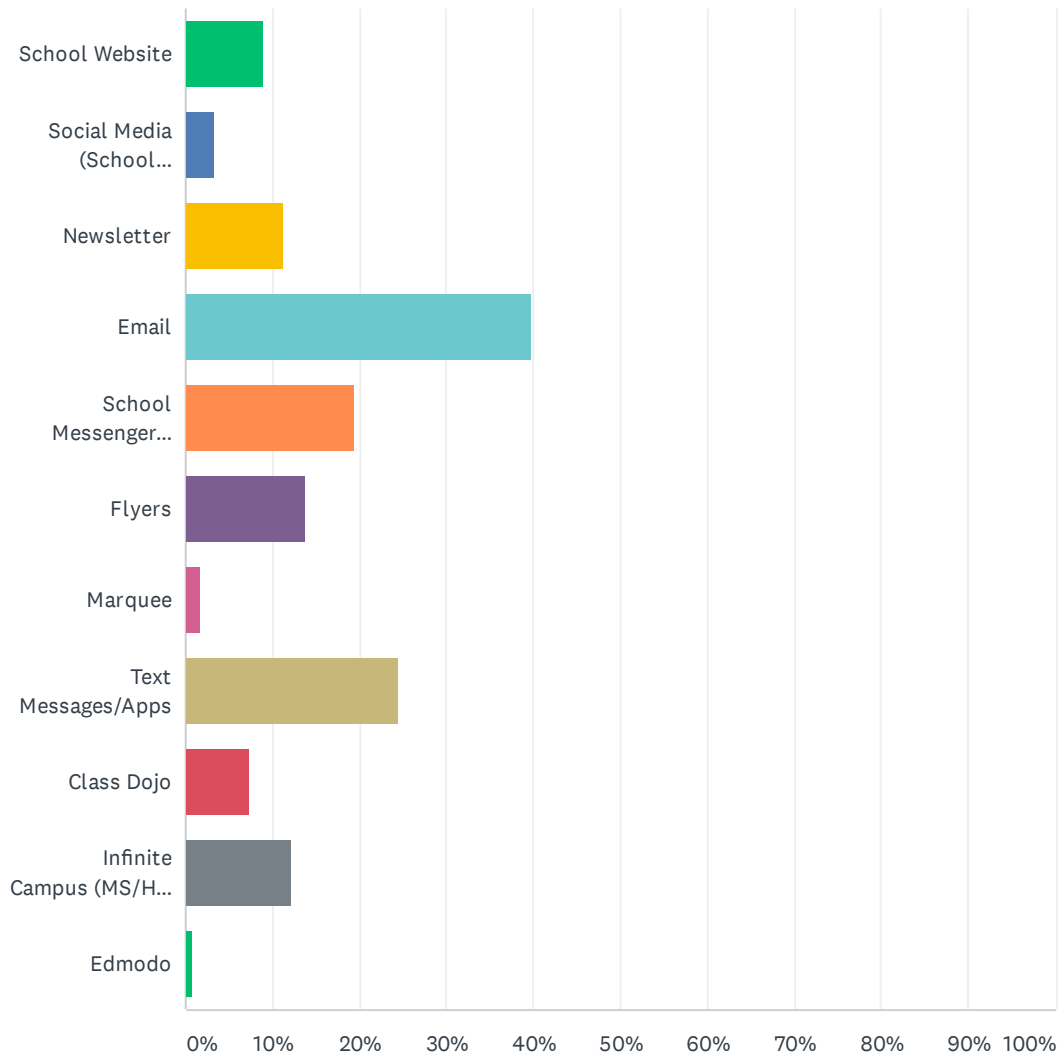
Answered: 115 Skipped: 11



ANSWER CHOICES	RESPONSES	
To provide academic materials for parents to use with their student at home	63.48%	73
To improve the Parent Resource Center at the school	26.09%	30
To fund a Family Engagement Coordinator to plan and execute family engagement activities and events	28.70%	33
To provide transportation assistance for parents to attend Title I events at school	16.52%	19
To fund technology resources to support parental engagement	33.04%	38
Total Respondents: 115		

Q7 What is the ONE way you prefer to receive information about school events?

Answered: 123 Skipped: 3

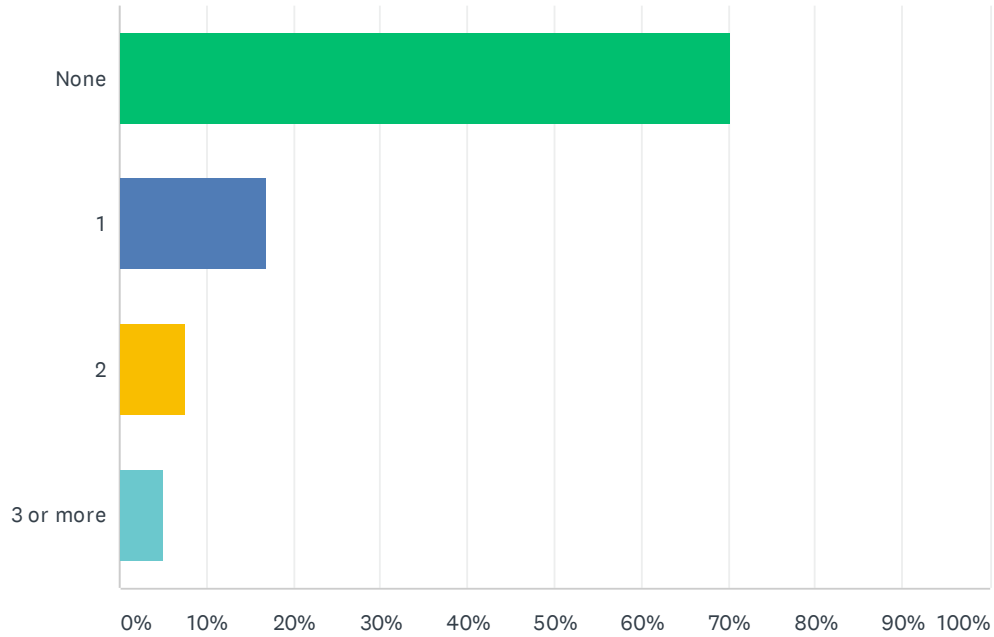


Houston County Title I Parent Satisfaction Survey 2020

ANSWER CHOICES	RESPONSES	
School Website	8.94%	11
Social Media (School Facebook or Twitter Pages)	3.25%	4
Newsletter	11.38%	14
Email	39.84%	49
School Messenger (Call-out System)	19.51%	24
Flyers	13.82%	17
Marquee	1.63%	2
Text Messages/Apps	24.39%	30
Class Dojo	7.32%	9
Infinite Campus (MS/HS only)	12.20%	15
Edmodo	0.81%	1
Total Respondents: 123		

Q8 How many academic parent events have you attended this year?

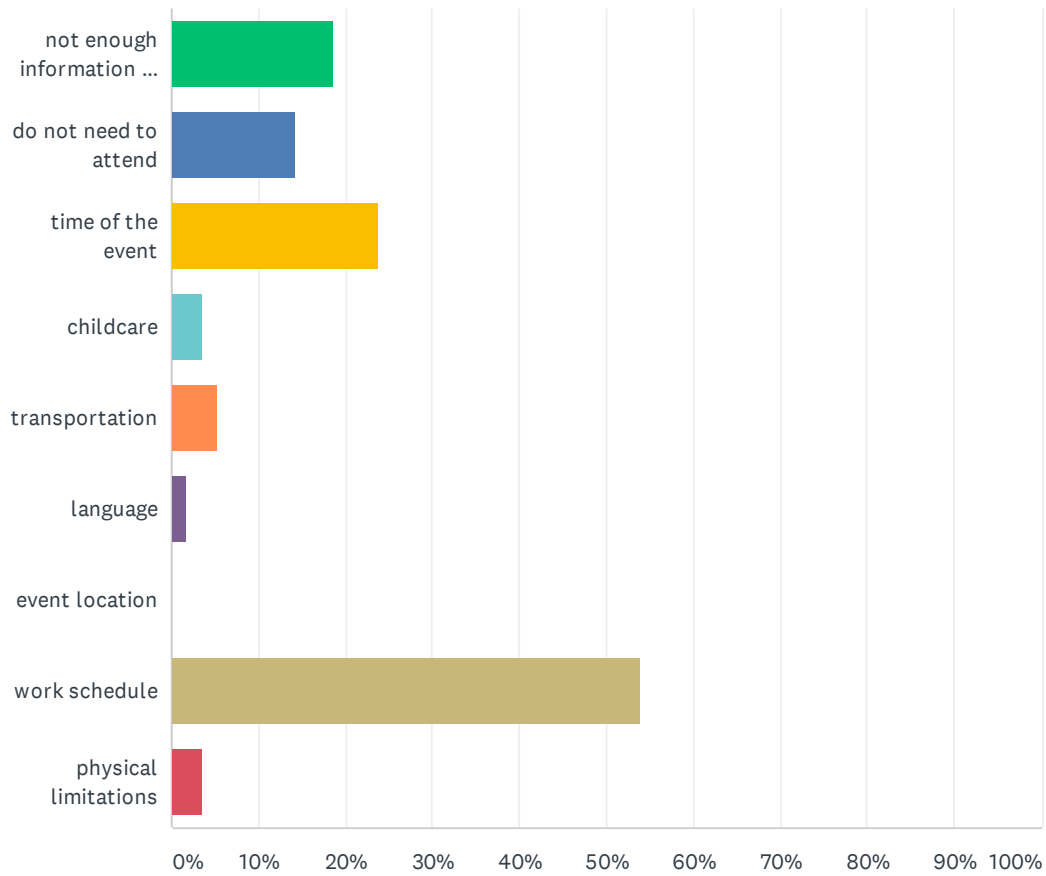
Answered: 118 Skipped: 8



ANSWER CHOICES	RESPONSES	
None	70.34%	83
1	16.95%	20
2	7.63%	9
3 or more	5.08%	6
TOTAL		118

Q9 If you have been unable to attend events at your child's school, what limits your participation? (check all that apply)

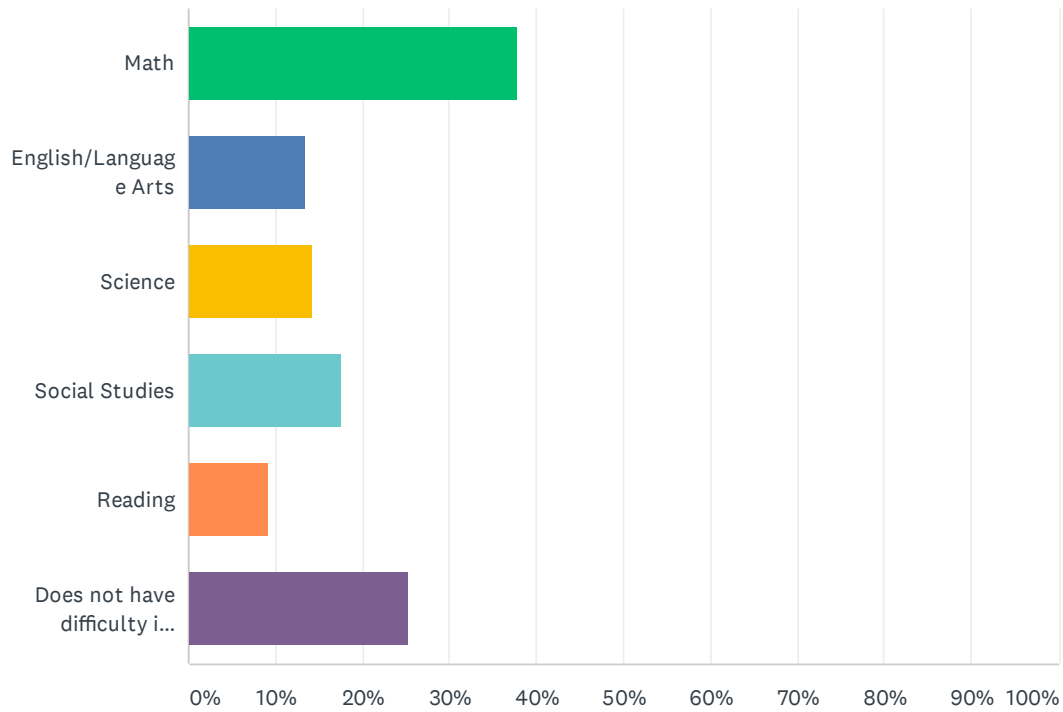
Answered: 113 Skipped: 13



ANSWER CHOICES	RESPONSES	
not enough information or notice	18.58%	21
do not need to attend	14.16%	16
time of the event	23.89%	27
childcare	3.54%	4
transportation	5.31%	6
language	1.77%	2
event location	0.00%	0
work schedule	53.98%	61
physical limitations	3.54%	4
Total Respondents: 113		

Q10 Choose the subject area that you feel your student has the most difficulty mastering content.

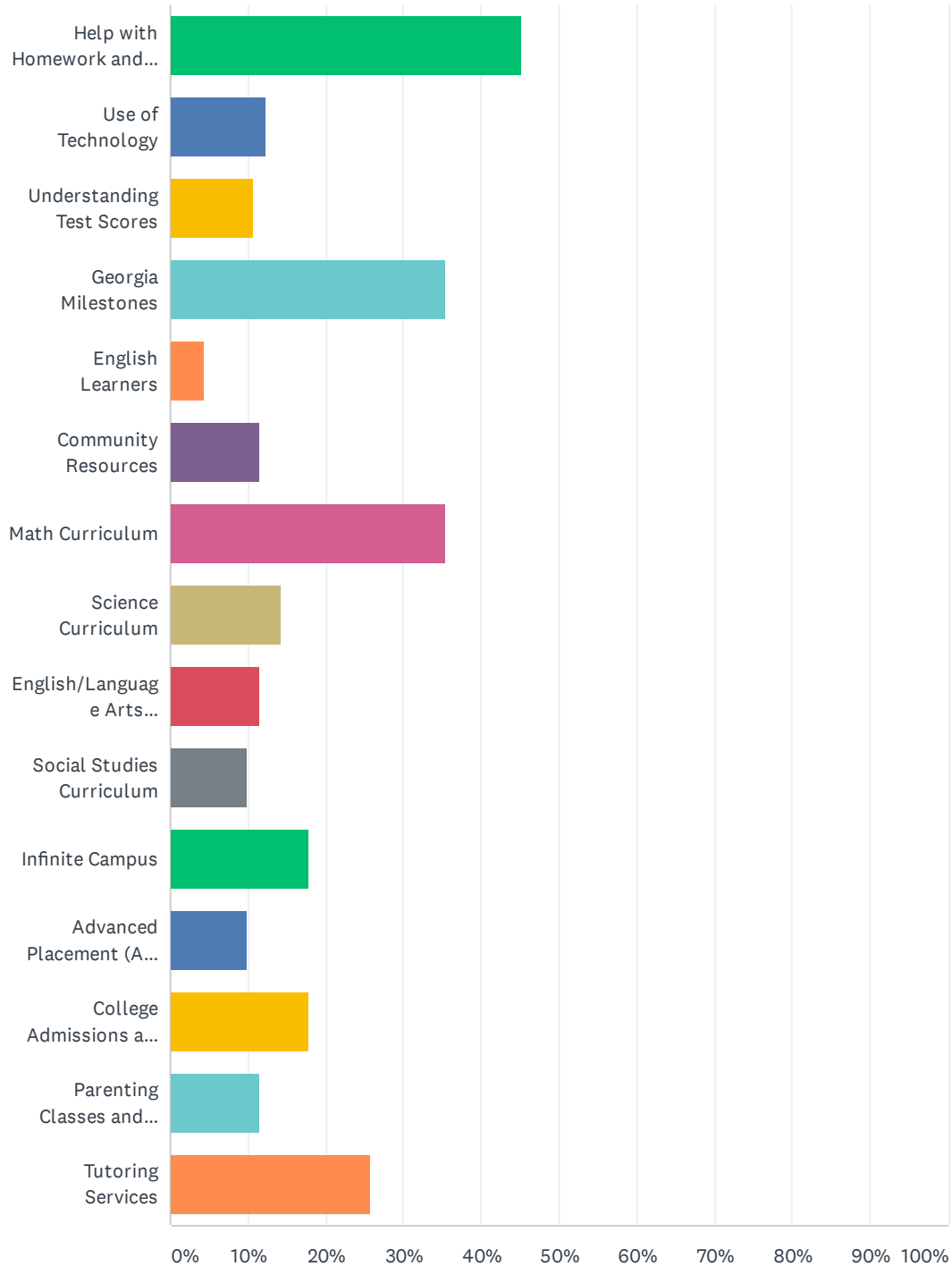
Answered: 119 Skipped: 7



ANSWER CHOICES	RESPONSES	
Math	37.82%	45
English/Language Arts	13.45%	16
Science	14.29%	17
Social Studies	17.65%	21
Reading	9.24%	11
Does not have difficulty in any subject area	25.21%	30
Total Respondents: 119		

Q11 I would benefit from workshops in: (check all that apply).

Answered: 113 Skipped: 13



Houston County Title I Parent Satisfaction Survey 2020

ANSWER CHOICES	RESPONSES	
Help with Homework and Study Skills	45.13%	51
Use of Technology	12.39%	14
Understanding Test Scores	10.62%	12
Georgia Milestones	35.40%	40
English Learners	4.42%	5
Community Resources	11.50%	13
Math Curriculum	35.40%	40
Science Curriculum	14.16%	16
English/Language Arts Curriculum	11.50%	13
Social Studies Curriculum	9.73%	11
Infinite Campus	17.70%	20
Advanced Placement (AP) Courses	9.73%	11
College Admissions and Financial Aid	17.70%	20
Parenting Classes and Resources (discipline, attendance, health and wellness)	11.50%	13
Tutoring Services	25.66%	29
Total Respondents: 113		

Q12 What topics do you think teachers and administrators need to discuss or learn more about to better support your family and help your student be successful in school?

Answered: 21 Skipped: 105

#	RESPONSES	DATE
1	School bullying- gange affiliations, student safety at school	2/27/2020 1:22 PM
2	Teachers need more training with teaching kids with AD/HD and learning disabilities or challenges. I think some teachers dont realize when kids are struggling	2/21/2020 1:03 PM
3	I want the money to be spent on the students Workshops should be for students Provide kids with books that they can bring home and study with instead of keeping at school.	2/21/2020 12:47 PM
4	cant find out we havent been in school long enough	2/21/2020 11:19 AM
5	More ways to get information about events!	2/21/2020 11:17 AM
6	Career building, making and saving money, creating jobs	2/21/2020 10:40 AM
7	Your principal is not welcoming or helpful. He needs to be more like the assistant principals	2/21/2020 9:14 AM
8	Treating the students like young adults instead of children	2/21/2020 8:29 AM
9	All educational topics!	2/21/2020 8:24 AM
10	social skills in middle grade students	2/20/2020 1:53 PM
11	My child said "they should focus on equality cause I feel NMS does not have it." More hands on approach in the classroom and not student research on websites.	2/20/2020 1:48 PM
12	Learning disorders and mental health	2/20/2020 1:41 PM
13	Respect Rules	2/20/2020 1:28 PM
14	Better knowledge of how students can advance to the next grade	2/20/2020 10:58 AM
15	study skills	2/20/2020 10:54 AM
16	Security	2/20/2020 10:40 AM
17	Communicate with the parent about student progress and not at the last minute	2/20/2020 9:32 AM
18	study skills	2/20/2020 8:54 AM
19	Real life events and how to manage in school and out, prep for after schooling is done	2/20/2020 8:50 AM
20	Keep working as a team and teaching people how to succeed	2/20/2020 8:44 AM
21	All education topics	2/20/2020 8:35 AM