

Laguna Division of Early Childhood



PO Box 798 Pueblo of Laguna, NM 87026

Phone: 505-552-6544 Fax: 505-552-7533

What's INSIDE

June 2021 Newsletter

EARLY HEAD START

PRE-SCHOOL HEAD START

TABLE OF CONTENTS

Sunny Side
China Town
Calendar

New York
Turquoise Springs
Calendar

Casa Blanca
Village
Calendar

Encinal
Calendar

Paraje
Seama
Calendar

Mesita
Paguete
Laguna
Calendar

Family Service
Providers
Flyers

Reminder to Parent/Guardians:



As a reminder, Virtual Learning is still in session. Zoom session times are posted for the month of June. Last day of zoom instruction will be on **Thursday June 24, 2021**. Any questions feel free to contact the Head Start at (505) 552-6544.



Important Dates



- ⇒ **June 4, 2021**– Healthy Relationships 11:30am (see flyer)
- ⇒ **June 9, 2021**–Father Involvement 2:00pm (see flyer)
- ⇒ **June 11, 2021**–Summer Safety 11:30am (see flyer)
- ⇒ **June 16, 2021**–Sun & Water Safety 1:30pm (see flyer)/ Diaper Distribution 8:00am-3:00pm (Please call ahead before arriving)
- ⇒ **June 18, 2021**– Cultural Teaching 11:30am (see flyer)
- ⇒ **June 20, 2021**–**FATHER'S DAY** 🇺🇸🇩🇪🇵🇸
- ⇒ **June 23, 2021**– Virtual Transition Promotion 10:00am 🎓
- ⇒ **June 25, 2021**– Parent's last check-in with Teachers 🚗



End of the Year FUN

Sunnyside Classroom June News

TEACHER NAME(S): Andrea Lucario & Marilou Arkie EMAIL(S): a.lucario@lagunaed.net & m.arkie@lagunaed.net

UPCOMING EVENTS

- ⇒ 6/10/21– Nutrition Activity “My Plate”
- ⇒ 6/16/21– Diaper distribution
- ⇒ 6/23/21– Family Engagement
- ⇒ June Virtual Field trip to the Beach (TBA)



NEW WORDS TO LEARN IN JUNE:

Water

Ts'itsi

Irrigation

Guuk'ashcha

Water cycle

(clouds, rain, snow, hail)



OUR LEARNING FOR JUNE

SOCIAL EMOTIONAL: Begins to comfort self.

PHYSICAL: Using fingers and whole arm movements to manipulate objects.

LANGUAGE: Using one to two word sentences.

LITERACY: Interacts during reading experiences (Pointing and naming pictures)

COGNITIVE: Observes and imitates how others solve problems.

MATHEMATICS: Verbally counts to 3.

SCIENCE: Children make connections between things they are observing and experiencing in their daily routines.

MILESTONES MET IN MAY

SOCIAL EMOTIONAL: Children regulated with adult support.

PHYSICAL: Two children walked without support. One child walked down stairs holding railing.

LANGUAGE: Children used one word sentences.

LITERACY: Children have made marks on paper. (Circular and dabbing)

COGNITIVE: One child recognized and recalled events.

MATHEMATICS: Children are exposed to counting. (Walking up steps, counting objects)

ZOOM INSTRUCTION SCHEDULE:

REGULAR SESSION: Mon-Thurs

8:05am & 10:05am

INTERVENTION: Mon-Wed 12:00pm

Thurs 9:00am

ENRICHMENT: Mon-Thurs 9:30am

Mon-Wed 11:00am

Friday 11:00am

DATE TO REMEMBER/ STUDENTS CELEBRATIONS

Last Day of School– June 25

STUDENT CELEBRATIONS:

Thank you to all the families for supporting your children during this virtual learning.

Have a great summer. Be safe!

PARENT /FAMILY TIP SHEET

Read a variety of books to your child

Use sunscreen when going outdoors

Drink lots of water



China Town Classroom

June News

TEACHER NAME(S): Margaret & Venessa

EMAIL(S): mmascarenaz@lagunaed.net / v.deutsawe@lagunaed.net

UPCOMING EVENTS

- ⇒ June 10 - Nutrition Activity
- ⇒ June 16– Diaper Distribution
- ⇒ June 23 - Family Engagement
- ⇒ June Virtual Field Trip to the Ocean



NEW WORDS TO LEARN IN June:

Water

Siits



Sun

Ooh srau tra ha

Fish

Sk au shh



ZOOM INSTRUCTION SCHEDULE:

REGULAR SESSION:

Monday - Thursday
(8:05am & 10:05am)

INTERVENTION:

ENRICHMENT:

Monday - Thursday
11:00 - 1:00 pm / 11:00 - 1:30pm

OUR LEARNING FOR JUNE

SOCIAL EMOTIONAL: (infant) will regulate emotions with adult support. (toddler) Having a daily routine at home and with the virtual class.

PHYSICAL: (infant) will begin to control large muscle movements. (toddler) Exploring their environment using their small & large muscles maintain their balance.

LANGUAGE: (infant) begins to use sounds and gestures to express needs and feelings. (toddler) using words to describe wants and needs

LITERACY: (infant) begins to focus. (toddler) Children will be able to have 3-4 sentence, back and forth conversations.

COGNITIVE: (infant) shows curiosity and interest in people/objects. (toddler) remembering daily routine at home

MATHEMATICS: (infant) listens and watches adult count. (toddler) counting with accuracy 1-8

MILESTONES MET IN MAY

SOCIAL EMOTIONAL: (infant) Expressed a variety of emotions.

(toddlers) Self-regulating/Children demonstrated self-awareness.

PHYSICAL: (infant) gained control of head/body. (toddlers) Demonstrated appropriate small and large muscles skills

LANGUAGE: (infant) showed sensitivity to noise and sudden movements. (toddler) Used Two words sentences to communicate

LITERACY: (infant) began to show interest in visuals and songs. (toddler) Listened to a simple story and identified pictures when asked.

COGNITIVE: (infant) began to show interest in others. (toddler) Imitated sounds or words.

DATE TO REMEMBER/ STUDENTS CELEBRATIONS

Father's Day— June 10,2021

STUDENT CELEBRATIONS:

Infant beginning to crawl!!




Awesome attendance for Enrichments/ Weekly Check-in's!

PARENT /FAMILY TIP SHEET

Remember that play is your child's environment for learning.



China Town & Sunnyside

Sunday	Monday	Tuesday	Wednesday	Thursday	Friday	Saturday
<p>THEME: Water</p> <p>LIFE WAYS: Scientific and Traditional Uses of Water</p>	<p>NUTRITION: My Plate</p>	<p>1</p> <p>Water Painting: Painting with water outdoors, painting with sponges, sticks etc.</p>	<p>2</p> <p>Talk about water in your environment, home, and community</p>	<p>3</p> <p>Sing Together: Sing a song using your child's name while clapping</p>	<p>4</p> <p>Make Mud Pies: Explore with mud and water outdoors</p>	<p>5</p>
<p>6</p>	<p>7</p> <p>Touch and Name Book: Naming and touching pictures in books</p>	<p>8</p> <p>Learn a new Keres Word: Father – Nii-stee-yah</p>	<p>9</p> <p>Blowing Bubbles: Make your own bubbles using dish washing liquid and water</p>	<p>10</p> <p>NUTRITION: My Plate</p>  <p>Talk about Healthy Food Choices</p>	<p>11</p> <p>Bath Time Fun: Letting your child scoop and pour water, using different containers</p>	<p>12</p>
<p>13</p>	<p>14</p>  <p>Flag Day Name the colors red, white, & blue in Keres</p>	<p>15</p> <p>Read with your child and talk about the pictures in their favorite book</p>	<p>16</p> <p>Water Play: Fill containers with water to explore objects that sink or float</p>	<p>17</p> <p>Having a back and forth conversation, repeating words that your child says</p>	<p>18</p> <p>I love You Card: Make a card for someone Special in your Family</p>	<p>19</p>
<p>20</p> 	<p>21</p> <p>Go for a walk or in your house point out words, pictures, signs and have child repeat</p>	<p>22</p> <p>Shoe Box Surprise: cutting holes in a box, finding objects that fit in holes</p>	<p>23</p> <p>Songs and Stories Use your child's name in the story/song.</p>	<p>24</p> <p>Hide and Seek: Hide behind your hands or an object and let your child find you.</p>	<p>25</p> <p>Sing and move to your child's favorite Nursery Rhyme ie. Twinkle, Twinkle little star</p>	<p>26</p>
<p>27</p>	<p>28</p> <p>Counting Counting objects around the home like toys, spoons, cars</p>	<p>29</p> <p>Make Water Soup: Using spoons and cups, encourage children to pour and mix</p>	<p>30</p> <p>Dance and Sing with your child to a favorite tune.</p>			
	<p>Daily Zoom Sessions 8:05 am 10:05 am</p>		<p>Enrichment/Interventions Sessions: China Town Classroom Sunnyside Classroom</p>	<p>Enrichment: (03) M-THR @ 1PM (02) M/TUES @ 11AM M/THRS @ 11AM Enrichment: (01) (Monday - Thursday) @ 1:30 PM</p>	<p>Enrichment M-Thr@9:00 Intervention M-Thr@9:30 Enrichment M-Fri @11:00</p>	



Turquoise Springs/New York

June News

TEACHER NAME(S): Bianca, Annabelle, Juana **EMAIL(S):** b.saiz@lagunaed.net/a.garcia@lagunaed.net/j.natseway@lagunaed.net

UPCOMING EVENTS

- ⇒ June 10-Nutritional Activity at 10:30am session
- ⇒ June 17-Virtual Field Trip to the Aquarium
- ⇒ June 23-Family Engagement Activity-Sun & Water Safety



OUR LEARNING FOR JUNE

SOCIAL EMOTIONAL: Will demonstrate confidence in meeting own needs.

PHYSICAL: Will use small, precise finger and hand movement.

LANGUAGE/CULTURE: Will use one-five word phrases and sentences.

LITERACY: Will recognize and name a few letters in own name.

COGNITIVE: Will use creativity and imagination during planning and routine tasks.

MATHEMATICS: Will verbally count up to 10 and name 5 basic shapes.

SCIENCE: Will make comparisons of living things, objects, and materials in the environment.

MILESTONES MET IN MAY

SOCIAL EMOTIONAL: Comforted self and demonstrated concerns about feelings of others.

PHYSICAL: Experimented with different ways of moving and balancing.

LANGUAGE: Named familiar people, animals, and objects.

LITERACY: Joined and sang songs and rhyming games.

COGNITIVE: Explored and investigated ways to make something happen.

MATHEMATICS: Showed interest in simple patterns in everyday life.

SCIENCE: Connected new observations to what he or she already knows.

NEW WORDS TO LEARN IN JUNE:

Summer
Flowers
Insects
Sunscreen
Irrigation System
Ditch
Swimming Pool
Bodies of Water
Water Cycle



ZOOM INSTRUCTION SCHEDULE:

REGULAR SESSION:

#1-8:30am-8:45am

#2-10:30am-10:45am

INTERVENTION:

11:30am/1:00pm

ENRICHMENT: 9:00am

All sessions are Monday to Thursday!

DATE TO REMEMBER/ STUDENTS CELEBRATIONS

6/16 Diaper Distribution 8am-3pm

6/25 Last Day of School

STUDENT CELEBRATIONS:

Shout Out to M.M., C.A., T.S., M.M., C.K., C.S., A.L., D.K., and Y.J. for attending both daily ZOOM sessions.

Special thank you to Vaugh & Ann Sarracino for learning how to use the Hatch tablet.

Children are able to count 1 to 10 in English and Keres. Children using 2-5 word phrases and sentences.



PARENT /FAMILY TIP SHEET

Helping your child engage in activities:

*Engaging your child in back and forth conversations

*Limit distraction such as TV off, no food/drink, & toys

*Follow daily rules/routines

*Be mindful of others-mute microphone



Turquoise Springs & New York Classroom





June

**Teacher Bianca,
Annabelle & Juana**

b.saiz@lagunaed.net, a.garcia@lagunaed.net,

i.natesway@lagunaed.net

Sunday	Monday	Tuesday	Wednesday	Thursday	Friday	Saturday
<p>6</p>	<p>7</p> <p>Fill a plastic pan with water and sponge letters and make out your child's name.</p>	<p>8</p> <p>With your child make bubbles. Fill a pan with soapy water and use wands to make bubbles.</p>	<p>9</p> <p>Do some fishing with family at your favorite lake.</p>	<p>10</p> <p>The activity is called Rain Clouds. With water, shaving cream and food coloring, Nutrition Activity</p>	<p>11</p> <p>Fill a small bin with water and small sponge dinosaurs. Your child will have fun with this activity.</p>	<p>12</p>
		<p>1</p> <p>See how many cups of water your family can drink together.</p>	<p>2</p> <p>Go out and water your garden with mom and dad.</p>	<p>3</p> <p>Fill empty water bottles with water and add small objects to make a sensory bottle.</p>	<p>4</p> <p>Put some water into a large plastic cup and a sponge. Make prints on the sidewalk.</p>	<p>5</p>

13	14 Use some watercolors to paint with.	15 Use a spray bottle with food coloring and water. Paint with the spray bottle.	16 Make colored ice cubes and fill a small tub. Watch your child have fun. Diaper Distribution from 8-3	17 Sensory activity with water. What sinks and floats?	18 Go outdoors and have safe water play with your child.	19
20 	21 Ocean water sensory play. Fill a small tub with soapy water and food coloring.	22 Put some water beads into a tub and have fun.	23 Make a rain bag with your child. Family Engagement Sun/Water Safety	24 Make water hand prints on the sidewalk with mom and dad. Last Day of virtual Learning. Transition Day	25 In the kitchen fill with water and add small sponges. Have your child pick them up with kitchen tongs!	26
27	28 Have some summer fun. Go swimming and be safe.	29 Give your dog/cat a bath and have fun.	30 DIY Tornado in a Bottle.			

Casa Blanca & Village Classroom

June

TEACHER NAME(S): Sandra Lewis, Kari Ray,Carolynn Nez EMAIL(S): s.lewis@lagunaed.net, k.ray@lagunaed.net, c.nez@lagunaed.net

UPCOMING EVENTS

- ⇒ 6/10/21– Nutrition Activity-My Plate
- ⇒ 6/16/21-Diaper Distribution
- ⇒ 6/21/21-Albuquerque Aquarium-Virtual field trip
- ⇒ 6/23/21– Sun and Water Safety
- ⇒ 6/25/21-Last Day of School

NEW WORDS TO LEARN IN JUNE:

Water Cycle Conserve water
 Bodies of water Wash Clean
 Splash Swim Bubbles Pond Lake
 Rivers Ocean Beach Fishing
 Swimming Pool Sea creatures
 Irrigations Windmill Boat Clouds
 Rain Rainbow Hygiene (bath, tooth brushing, laundry) Condensation
 Precipitation Collection
 Evaporation Clouds Wind Warm
 Cold Freeze Sleet Glaciers
 Pollution Tap water Wet Clean
 Clear Pottery Nature water holes

ZOOM INSTRUCTION SCHEDULE:

REGULAR SESSION: M-Thrs. 8:45 & 10:45
INTERVENTION: Casa Blanca M-Thrs. 9:15, M-Thrs. 9:00 & 11:00
ENRICHMENT: Casa Blanca M-Thrs. 9:00, Village M-Thurs. 12:30



OUR LEARNING FOR JUNE

SOCIAL EMOTIONAL: Visuals of Transitions of completion of activities (mealtime, activity time, bed time). Pictures of Promotions & Graduations. Reading Rainbow Fish and See You Later Alligator (independence).

PHYSICAL: Explore sand/water, and use of water. How do you brush your teeth, and hands.

LANGUAGE: Discussion of Water theme/ water uses/ water recreation/sources of water.

LITERACY: Read Why Should I Save Water, show visuals. Read The Adventures of Gary and Harry, See You Later Alligator, and Rainbow Fish. Sing Tiny Time song.

COGNITIVE: Brainstorm on where water comes from/ uses of water/ conserve water.

MATHEMATICS: Comparing sources of water around the world. Cups of water activity-feel and dump water. Count scales on Rainbow fish.

SCIENCE: Activity-Rain Cloud in a Jar, make bubbles. Water cycle, pollution, irrigations, bodies of water. Sun and water safety. Nutrition Activity-My Plate.

MILESTONES MET IN MAY

SOCIAL EMOTIONAL: Read The Little Red Hen, The Billy Goats Gruff, and The Me Book (Epic Book). These book were about emotional cues, assertiveness, confidence, and positive self esteem.

PHYSICAL: We did the Laguna games-Fortune Teller, Hokey Pokey, and explored ball by kicking, rolling, throwing, and bounced the ball.

LANGUAGE: What's in the pictures-visuals of a variety of sports balls. Went outside to look for bugs in our backyards. Silly Animal Walk outside.

LITERACY: Letter recognition of letter B. Read Good Night Gorilla, and read The Me book about body parts. Virtual field trip to the Honolulu Zoo.

COGNITIVE: The ramp experiment-created a graph of how far each balls rolled. Used classification skills to balls to sport games. We revisited the life cycle of plants/trees and humans. We've incorporated colors and shapes in the Ball theme.

MATHEMATICS: The ramp experiment-created a graph of how far each balls rolled. We compared sizes of the goats from our reading The Billy Goats Gruff including counting of the goats. We used the white board for counting quantities of objects 1-5.

SCIENCE: Life Cycles of Plants/trees, and Humans. Nutrition Activity-Healthy Beverages. Built a Zoo with popsicle sticks, twigs, rocks, and other materials. Made bubbles-homemade bubbles using dish soap, water, and sugar.

DATE TO REMEMBER/ STUDENTS CELEBRATIONS

STUDENT CELEBRATIONS:

Congratulations to our transition students:

Zen Eastman, Isaac Sarracino, Naleah Viruet-Muniz, & Allenah Coriz.

PARENT /FAMILY TIP SHEET

Thank you parents for your participation, support, and encouragement. Continue reading to your child for at least 20 minutes. Drink plenty of water and use sunscreen for outdoor activities.



Casa Blanca & Village Rooms

June 2021 Calendar

Theme for June: Water

Sunday	Monday	Tuesday	Wednesday	Thursday	Friday	Saturday
		1 Go outdoors and collect sticks, rocks, flowers, plants and make	2 Sing the five little monkey's jumping on the bed" song. Count fingers	3 Make puppets out of old socks and put one puppet show for parents.	4 Read a rhyming book!	5
6	7 Play games on he Hatch tablet!	8 Try shaving cream art! Parents help set up for a no mess activity!	9 Clean up your toys and sort them by color!	10 Go for a walk and listen to the different sound you hear.	11 Help make dinner tonight! Or help with the clean up.	12
13	14 Play catch, kick the ball, dribble and use different types of balls.	15 Go on a bike ride with your family.	16 Make a flower box out of an empty milk carton! Plant seeds and water!	17 Look for the first letter of you name in magazines, cut it out and glue!	18 Make a card, or paint a river rock for Dad's Father's Day present.	19
20 Help make Dad breakfast for Father's Day!	21 Have water play outside! Use cups, straws, spoons, small bowls!	22 Fine three items that are the color green in your house!	23 Blow bubbles out on the porch and count them!	24 Help set the table and name each item that goes in a place setting.	25	26
27	28	29	30			



Preschool Head Start News

Encinal Room

Buuni' Gii'ah



Teachers: Marissa Analla/ Kailyn Aragon

Email: m.analla@lagunaed.net / kailyn.aragon@lagunaed.net

UPCOMING EVENTS

- ⇒ Nutrition Activity-My Plate 6/10/21
- ⇒ Transition Ceremony 6/23/21
10am via Zoom.
- ⇒ LAST DAY OF SCHOOL 6/25/21



OUR LEARNING FOR JUNE

SOCIAL EMOTIONAL: Children will be comfortable to show teachers their items on a scavenger hunt around their home. Children will answer questions and participate in the water activities.

PHYSICAL: Children will use fingers and hands to pour water into containers, brush their teeth, draw or take a picture of a body of water, demonstrate handwashing.

LANGUAGE: Children will answer questions related to water irrigation, living things use water, how to use water, why is water important.

LITERACY: Children will be able to answer questions about the book, *Why Should I save Water?*

COGNITIVE: Children will observe and answer questions about the different forms of water, provide pictures, and compare.

NEW WORDS TO LEARN IN JUNE:

Wet

Slippery

Irrigation

Cool

Clear

H2O

Water tank



MILESTONES MET IN MAY

SOCIAL EMOTIONAL: Children stayed on our Zoom sessions longer to finish our art projects. Children were comfortable making silly faces and sharing their items at home during our morning conversations.

PHYSICAL: Children used their fingers and hands to draw their favorite balls and construct a ball paper craft, rolled a ball into bottles, used fingers and hands to make puppets. Drew eyes and a nose, cut paper using scissors.

LANGUAGE: Children followed step-by-step instructions for the ball paper craft, letter writing using cotton balls, and beans.

LITERACY: Children answered who, why, what questions about the *Three Little Pigs* book, wrote letters using cotton balls, pipe cleaners, & yarn.

COGNITIVE: Children problem solved with their materials for each of the lessons, children were engaged during hands-on activities.

ZOOM INSTRUCTION SCHEDULE:

REGULAR SESSION: Mon-Thurs

9:20 (FIRST SESSION)

11:20 (SECOND SESSION)

INTERVENTION: Mon-Thurs

11:45-12:15

12:30-1:00

ENRICHMENT:

9:45-10:15

DATE TO REMEMBER/ STUDENTS CELEBRATIONS

Hatch tablet return drop-off TBA

LAST DAY OF SCHOOL 6/25/21

STUDENT CELEBRATIONS:

Thank you friends and families for your attendance and having materials ready for each lesson!

PARENT /FAMILY TIP SHEET

Drink plenty of water

Don't forget the sunscreen!

Continue following all CDC health guidelines

Read 15 minutes every day.







June Encinal Room 2021


Theme: Water

Nutrition: MyPlate

Culture: Use of Water. Irrigation System

Sunday	Monday	Tuesday	Wednesday	Thursday	Friday	Saturday
30 	31 Memorial Day No School	1 Handprint Flower: Children can paint their hands and make a flower.	2 Shared Writing: Have children draw a picture of what they want to do over the summer. Families ask children to talk about their picture. Families can write meaning on children's pictures.	3 Lacing and Beading: Practice beading using pipe cleaners, piece of string/yarn. Children can practice lacing using hole punched paper/paper plate.	4 15 Minutes of Readings: Choose any feelings book on of child's choice.	1 
6 	7 Making Patterns: Using ice cube trays, and 2 different colored buttons, pompoms, etc., children will make a 2-part colored pattern repeating after one another.	8 Water & Mud Play: Wearing old clothes, children can play by mixing water and sand together. Add in animals, toy cars/trucks, etc.	9 Morning Exercise: Allow children to do some exercises during the day. Allow children to do as many as they would like engage in. YouTube Video: 9 Min Exercise for Kids-Home Workout.	10 Tongue Twisters: Recite some tongue twisters to children and have children repeat what is being said. "Six Slippery Snakes Slowly Slithered South." "I Scream, You Scream, We all Scream for Ice Cream."	11 Rainbow Fruit Kabobs Strawberries Bananas Oranges Pineapple Grapes (Red & Green) Blueberries	

13




Alphabet Order:

Write the letters of the alphabet on pieces of paper/post it stickie, mix up the order. Have children place the letters in the correct order.

14

15

15 Minutes of Reading:



View YouTube Video. Ask children about what makes the children feel the emotions that was shown in the story. Ask how, why, when questions.

16

Quantifying Game:

Connecting the quantities with the numerals. Using paper to write the numbers and using buttons, pompoms, etc., to connect to numerals.



17

Sing a Song:

- *ABCs
- *Baa Baa Black Sheep
- *The Wheels on the Bus
- *Itsy Bitsy Spider
- *7 days in a week


18

Jellyfish Craft:

Cut paper plate in half. Color the paper plate of any choice using paint, markers, crayons, etc. When plate is colored, you can add eyes, and decorate plate more. Once plate is decorated, children can add ribbon, cut strips of paper, crepe paper strips to cut end of the paper plate.



20



Painting with Leaves:

Gather leaves from trees and using different colors of paint, children can paint using the leaves. Talk about the textures, feel the leaves, colors, shape, time of year leaves fall off trees.

22

Writing throughout the Day:

Children will continue to practice writing their names, numbers, and letters in the alphabet, and days of the week.

23

Recognizing and Recalling:

Children will identify numbers, colors, shapes, and letters around their home, in the car, at the store, or on a walk.

24

Berry Vanilla Parfait:

- Strawberries
- Blueberries
- Vanilla Yogurt
- Granola

25

Water Play:

Enjoy the day outdoors. Get a large bin filled with water and make your own play. Add plastic bottles, cups, bubbles, etc. **HAVE A FUN AND SAFE SUMMER. WE WILL SEE YOU NEXT YEAR!!!**




27

28

29

30





Seama/ Paraje Classroom

Gu whaa zee say hou bau!

TEACHER NAME(S): Mrs. Peacock, Mrs. Pedro and Ms. Kayla

EMAIL(S): l.peacock@lagunaed.net, c.pedro@lagunaed.net

UPCOMING EVENTS

- ⇒ Nutrition: My plate June 10, 2021
- ⇒ Flag Day: June 14, 2021
- ⇒ Father's day: June 20, 2021
- ⇒ First day of Summer: June 20, 2021
- ⇒ Last day of school: June 24, 2021
- ⇒ Be on the look out for the return of Hatch Tablets

NEW WORDS TO LEARN IN MAY:

H₂O

Water

H₂O

Evaporation


Water cycle

Irrigation

Condensation

Precipitation

Collection



OUR LEARNING FOR JUNE

SOCIAL EMOTIONAL: Children will know about water and why living things need H₂O?

PHYSICAL: Children will know the different types of recreational activities like swimming, fishing, playing, boating, rafting, etc.

LANGUAGE: Children will communicate about different type of clothing worn for water, storage reservoir's, and children compare/contrast the different types of lakes, rivers, oceans, seas, and ponds. Children will learn Keres language for water, irrigation, animals, and different bodies of water.

LITERACY: Children will be using vocabulary to understand the different affects of water like evaporation, condensation, precipitation, and collection.

COGNITIVE: Children will know the importance of water, How can we save it? The method of hand washing, and how do you use water for everyday use?

MATHEMATICS: Children will graph different ways water is used (measuring, capacity and volume)

SCIENCE: Children will understand the water cycle and know the process of irrigation, how water can be stored?

MILESTONES MET IN MAY

SOCIAL EMOTIONAL: Children have cooperatively and constructively played in group situations, learning to work together taking turns.

PHYSICAL: Children played with the balls in many different ways: throwing, catching, kicking, and rolling them. Children were able to maneuver balls, marbles, and other rolling objects change speed and direction

LANGUAGE: Children used vocabulary to describe the balls, texture, and characteristics of the ball. Children were able to engage in conversations.

LITERACY: Children were able to identify different letters that are on balls and be able to continue identifying letters of their own name.

COGNITIVE: Children were able to demonstrate the eagerness on how balls work. Children were able to problem solving on how different balls work and comparing our self in rolling techniques.

MATHEMATICS: Children were able to count the number of balls in the home. Children were able compare/contrast size and weight of balls.

ZOOM INSTRUCTION SCHEDULE:

REGULAR ZOOM SESSION:

1st session: Begins at 9:03 am

2nd session Begins @ 11:03

INTERVENTION:

Every day

Monday—Thursday

beginning 11:30 to 12:45

ENRICHMENT:

Monday– Thursday 9:45 to 10:00

DATE TO REMEMBER/ STUDENTS CELEBRATIONS

Applications are online at lagunaed.net

Last day of school June 24, 2021

STUDENT CELEBRATIONS:

Thank you to the following children you continue to participate on Zoom:

Ila, Akila, Zaybien, Jazmine, Mila, Jacob, Hazel and Corey

PARENT /FAMILY TIP SHEET

Work on home activities

Send pictures to teachers

Continue to use Keres language






One more month families.

Thank you for the continuous support for all children.

June 2021

Aa-chi-nii Daawaatra (Rain Month)

SEAMA & PARAJE CLASSROOM: Mrs. Faye Peacock - Ms. Kayla Martinez - Mrs. Carol Pedro

Monday Ruunishedze	Tuesday Maasiidze	Wednesday Sinakiadrane	Thursday Sruuwweedze	Friday Yeenisize
<p>31 <u>NO-SCHOOL NO ZOOM SESSIONS MEMORIAL DAY</u></p> 	<p>1 <u>Literacy</u> I spy game: what begins with the B, child will look throughout for items that begin with the letter "B", use other letters.</p>	<p>2 <u>Math: Pairing and Matching</u> Match the numbers, use playing cards or make your own.</p>	<p>3 Play musical ABC's, letters of child's name or with random letters.</p> 	<p>4 <u>Science</u> How does a celery drink? You will need 4 celery sticks, 4 cups of water with food coloring, add your celery stick to the water along with drops of food color and watch celery sticks turn color.</p>
<p>7 <u>Cognitive/Arts</u> Story Book to read "Ocean Commotion" draw animals from the ocean.</p>	<p>8 <u>Literacy</u> Practice writing out your first and last name. Letter recognition.</p>	<p>9 <u>Physical</u> Get on your bike or tricycles and ride around your neighbor, take a water bottle to quench your thirst.</p>	<p>10 <u>Physical/Literacy</u> Hop scotch using the alphabets great fun for physical movements and letter recognition.</p>	<p>11 <u>Outdoors</u> To cool off on a hot day. Fill some water balloons up and play catch with them.</p>
<p>14 <u>Flag Day</u> Create a flag with your child to hang up for today.</p>	<p>15 <u>Rhyming</u> Let your child tell you words that rhyme with June.</p>	<p>16 <u>Math</u> During grocery shopping have your child count items that are red, you may see in the grocery store. (or favorite color)</p>	<p>17 <u>Kindness</u> Do something special for your father; share a song, draw a picture, massage their shoulders or tell your father they are special.</p>	<p>18 <u>Science</u> Use tea bags get a jar fill it with water, place outside on the porch let the Sun make the tea.</p> 
<p>21 <u>Letter recognition</u> Dollar store flip-flops, have your child decorate with their name, drawings, glitter, and other supplies. SUMMER BEGINS</p>	<p>22 <u>Science</u> Explore water density; in a medium sized glass add 2/3 cup of water, pour in 1/8 cups veg. oil, 1 drop of food coloring, sprinkle salt on top and watch the reaction.</p>	<p>23 <u>Outdoors</u> Play follow the leader be creative in applying fun movements. Enjoy and be safe.</p>	<p>24 HAPPY LAST DAY OF SCHOOL</p> 	<p>25 <i>Have a wonderful Summer. Enjoy family time.</i></p> 



MESITA CLASSROOM JUNE NEWS

TEACHER NAME(S): Candice Lucero & Kylie Patricio

EMAIL(S): c.lucero@lagunaed.net & k.patricio@lagunaed.net

UPCOMING EVENTS

⇒ 6/10/21 Nutrition
Activity "My Plate"



⇒ 6/23/21 Transition Promotion via
zoom @10am

⇒ 6/16/21 Sun and
Safety @ 1:30pm



NEW WORDS TO LEARN IN JUNE:

Water
Irrigation
Cycle
Ocean
Lake
Aquarium



ZOOM INSTRUCTION SCHEDULE:

REGULAR SESSION:

AM Zoom: 9:45am-10:00am

PM Zoom: 11:45am-12:00pm

INTERVENTION:

10:00am-10:15am, 12:00pm-12:15pm
and 1:00pm-1:15pm

ENRICHMENT:

9:00am-9:30am

OUR LEARNING FOR JUNE "WATER"

SOCIAL EMOTIONAL: Children will continue to express their feelings when we arrive on zoom, in the case it may be a bad morning we will use our breathing techniques.

PHYSICAL: Children will use fine/gross motor skills in the activities with water, and sand; pouring, scooping, etc.

LANGUAGE: Children will learn the different types/bodies of water such as river, lake, ocean, spring water, faucet water and etc... Children will also learn Why we use water? Why water is important?

LITERACY: Children will do activities using letters and water; sand and letters. Children will watch and listen to Read Aloud books about water.

COGNITIVE: Children will look at pictures, or listen to a book about animals that live in water and animals who use water to survive, we will make a graph and compare.

MATHEMATICS: Children will learn the different temperatures of water, the different volumes of water an item can hold, and as always counting our numbers.

SCIENCE: Children will watch a video of what goes on during irrigation when planting season begins. Children will also do science activities using water and much more.

MILESTONES MET IN MAY

SOCIAL EMOTIONAL: Children learned how to tell us how they feel, learned to take deep breathes when they are having a bad morning and learned to put a smile on their face.

PHYSICAL: Children learned to bounce, throw, catch and use their fine/gross motor skills while playing with different types of balls.

LANGUAGE: Children learned all the different types of balls and how some balls are made. Repeating words after Teacher, when a new word was presented.

LITERACY: Children learned how to retell a story even if it wasn't word from word. Children also watched video's on how the different types of balls are made which were basketball, baseball, bowling ball, jaw breaker and a gum ball.

MATHEMATICS: Children learned the different sizes of balls, and the weight. We also did some number counting. Naming of different shapes and how many sides they had.

SCIENCE: Children observed the colors moving around in the milk, when the dish soap touched the milk. Children put together a cotton ball launcher.

DATE TO REMEMBER/ STUDENTS CELEBRATIONS

6/23 @ 10am Transition Promotion

6/24- Last Day of zoom classes

STUDENT CELEBRATIONS:

6/13- Happy Birthday Damian!

PARENT /FAMILY TIP SHEET

Breathe & Take a break! Take a 10-15 minute break. Go for a walk, breathe, eat a healthy snack or shut your eyes for a few minutes as well as drink plenty of water.



Paguete Classroom

June News

-WATER-

TEACHER NAME(S): Teacher Sue & Ms. Maddie

EMAIL(S): a.miguel@lagunaed.net / m.francis@lagunaed.net

UPCOMING EVENTS

- ⇒ Bag & Certificate Pick Up 6/18 @ PHS 11am-12pm
- ⇒ Paguate Classroom Virtual Transition Ceremony 6/23 @ 10 am
- ⇒ Last Day of School 6/25



OUR LEARNING FOR JUNE

SOCIAL EMOTIONAL: Children will participate and engage in breathing techniques (Pretzel, balloon, and S.T.A.R. Breathing) and feelings charts to develop self regulation skills from Conscious Discipline- Dr. Becky Baily. **PHYSICAL:** Children will participate in fun learning activities based around this months topic of "Water". We will continue to do movements and songs during class. **LANGUAGE:** Children will learn new words while exploring the topic of Water, such as irrigation, condensation and much more. **LITERACY:** Teachers will continue to advocate Kinder Readiness skills in which lessons will include identifying letters and letter sounds. **COGNITIVE:** Children will be asked to remember recall real world experiences when exploring the topic of water, we will investigate different ways water is used in our community and how to save water. **MATHEMATICS:** We will use measuring skills, and identify numbers, shapes and quantify objects when exploring and learning about water. **SCIENCE:** Children will participate and engage in hands on experiments.

NEW WORDS TO LEARN IN JUNE:

- Water
- Irrigation
- Pollution
- Flow
- Flood
- Boil
- Condensation

MILESTONES MET IN MAY

SOCIAL EMOTIONAL: Children engaged and participated in Conscious Discipline: S.T.A.R. Breathing, Chanting at the end of breathing: "I am Safe" "I can Handle this". **PHYSICAL:** Children demonstrated gross-motor manipulative skills, when participating in Activity Purple Pants **LANGUAGE:** Children listened to and understood increasingly complex language, and children demonstrated knowledge of the alphabet when participating in MM#40, "Clap a Friend's Name" sung to the tune to "Mary Had a Little Lamb". **LITERACY:** Children engaged in peer conversation, open-ended questions, analysis/reasoning, repetition/extensions, advanced language, self/parallel talk, connection to the real world, provided information, clear expectations, and consistency in Read Aloud of "The Three Billy Goats Gruff" **COGNITIVE:** Children learned to recall similar family events when hearing a story Read Aloud: "Have a Ball". **MATHEMATICS:** Children engaged and discussed the weight and bounciness; children searched for a ball, described its weight, made predictions about the balls, "Little Ball", Poem.

ZOOM INSTRUCTION SCHEDULE:

REGULAR SESSION:

9:45 am & 11:45 am

INTERVENTION:

1:00 pm Mon-Thurs.

ENRICHMENT:

1:00 pm Mon-Thurs.



STUDENTS CELEBRATIONS

GOING TO KINDERGARTEN!!!!

KAIUS BROWN, BRANSEN CREAGER, CARTER DAVIS, LANAYA LOZOYA, ZARIYA MARIA, EMILY ORTIZ-CERNO, NICO RAMIREZ, MARAGRET RAY, MARION SARRACINO, LEILANI SEYMOUR, JACOBY TSO, DEREK WHITEHAWK

PARENT /FAMILY TIP SHEET

**"Have a great summer!"
"THANK YOU!!!"**

-Teacher Sue & Ms. Maddie



Laguna Classroom June News



TEACHER NAME(S): Ms. Deutsawe / Ms. Yvonne

EMAIL(S): c.deutsawe@lagunaed.net / y.francis@lagunaed.net

UPCOMING EVENTS

- ⇒ June Nutrition Activity
- ⇒ June 16th Sun & Safety
- ⇒ June 18th— Drive through Backpack pick up
- ⇒ June 23rd- Virtual Transition Ceremony
- ⇒ June 24th Last day of School

NEW WORDS TO LEARN IN JUNE:

H₂O
 Ts' itsi
 Precipitation
 Condensation
 Evaporation
 Solid
 Liquid

ZOOM INSTRUCTION SCHEDULE:

REGULAR SESSION:

9:45 am - 10:00am
 11:45 am-12:00pm

ENRICHMENT:

10:40 am - 11:00 am

INTERVENTION:

10:15 am-10:30, 11:15am - 11:30 am,
 12:15 pm - 12:30 pm, 12:30 pm -
 12:45 pm

OUR LEARNING FOR JUNE

SOCIAL EMOTIONAL: Children will continue to participate in the Conscious Discipline breathing exercises. S.T.A.R breathing, Balloon Breathing, Pretzel Breathing and Bumble Bee Breathing.

PHYSICAL: Children will demonstrate balance as they play a game of "Jumping Puddles."

LANGUAGE: Children will have the opportunity to engage in conversations and practice the social rules of language while we have discussions about water.

LITERACY: Children will demonstrate their emerging writing skills when given the opportunity to use the writing to convey their thought about how they use water at home.

COGNITIVE: Children will have opportunities to make connection to their world the uses of water.

MILESTONES MET IN MAY

SOCIAL EMOTIONAL: Children completed an I Feel Chart. They were able to determine an activity or a time when they felt happy, excited, and sad. **PHYSICAL:** Children took on a Coordination Challenge, using their eye hand coordination, and balance to demonstrate their gross motor manipulative skills while using a ball. **LANGUAGE:** Children were encouraged to ask questions about what kind of ball was in the bag for the activity "Mystery Ball" to build engaging in conversations **LITERACY:** Children wrote their names and created art by gluing what they had in their house. **MATHEMATICS:** Children extended their counting. We are up to 70 as a class. **COGNITIVE/SCIENCE:** We put together a cotton ball launcher, explored with how they can make the cotton ball fly farther.

DATE TO REMEMBER/ STUDENTS CELEBRATIONS

5/31— No School/Memorial Day

June 24th End of the School Year

STUDENT CELEBRATIONS:

Thank you families of Jayden, Ranon, Elijah, Hayley, Bluvin and Gabriel for having your child be present and ready to learn.

PARENT /FAMILY TIP SHEET

Catch Kids Being Good








Make a point of finding something to praise every day. Be generous with rewards — your love, hugs, and compliments can work wonders and are often reward enough. Soon you will find you are "growing" more of the behavior you would like to see.

June Water Study

Paguate, Laguna & Mesita Classroom

2021



Sunday	Monday	Tuesday	Wednesday	Thursday	Friday	Saturday
		 <p>Water spray painting using different colors, Write random letters on a paper, child will spray letters</p>	 <p>"Water Cup Relay" Make 2 teams, Pour water in a cup, hold cup in your hand and race down to your partner they will race back to the starting line.</p>	 <p>How Many Drops to Fill the Dot? Draw different sizes of circles on wax paper, Drop water drops on wax paper, count how many</p>	 <p>In a small dish pan pour water and put foam alphabets, spoon out letters and match them on the alphabet sheet.</p>	 <p>PASS THE WATER Children will stand behind each others, holding their cups, the person in front will pour water over their head into the cup of the child behind</p>
<p>Floating chalk Art Shave different colors of chalk into a tub of water, place a blank sheet of paper on top, tap a little with fingers, pull paper up, let it dry</p>	<p>Let's get outside and blow some bubbles. Add some color to the bubble solution for fun.</p>	<p>Make a wind sock to hang up outside. Add some charms.</p>	<p>Create an outdoor obstacle course. Time yourself each time you run through, make a chart.</p>	<p>Pom pom sort and dash. Using the multi-color pompoms, toss in the air, dash to pick up pom poms but you have to sort by color when you pick them up, use a timer to see if you are quick.</p> 	<p>While out grocery shopping have your child count how many red items you put in your cart.</p> 	<p>Have a discussion about your favorite sounds of summer.</p>

13

Water Color Painting with Skittles using skittles separate by color into different smaller bowls pour warm water let color drain from skittles use as water color to paint a picture.



14

Freeze a small rock in a cup of water. When fully frozen time how long it takes to melt or have fun digging it out.

15

M&M's experiment Make a design on a white plate using M&M's pour warm water over the M&M's and watch the magic happen.



16



Let your child wash the car with you, have some water fun!

17



Fill up a bucket with water and have your child wash their toys outside.

18



Make a under the sea world; put water in a bucket, place stones, rubber animals, boats, toys in water, you can add food coloring to make water blue.

19



Sink or float fill a bucket with water have your child predict which items will sink or float; coins, stones, toy car/truck, keys, crayon, popsicle sticks, Legos, sponge.

20



Water sponge game, you will need two buckets, large sponges fill one bucket with water and the other leave empty. Children will soak one sponge with water, place on their head, walk or run over to empty bucket and squeeze sponge into empty bucket, first one to fill empty bucket is the winner!

21



Play a water balloon toss with your family. Catch and throw the water balloon back and forth.

22



Make a boat using a juice carton, straw, and glue. Get a pan of water and while you finish making a boat. You can see the boat float and begin to play.

23



Get a Ziploc bag, fill it with water and you will need some pencils. Make sure the Ziploc bag is closed tight. Then, start poking the pencils into the bag. You will see that no water is coming out or it's not leaking.

24



Make a rainbow using food coloring and water. You will need 8 cups of water and 8 colors of food coloring. Then, you can make a traveling rainbow by adding paper towel to the colorful water.

25



Make bubbles using water. Get a pan full of water and some dish soap to add. Then, you will mix the ingredients with your hand. Then, you will have some bubbles.

26

Read a book. Asks them to retell the story back in their own words.



27

Water your trees in your yard. Or he plants in your home.



28

Make some music. Fill your glass cups with different amounts of water. Hit the rim of the glass to hear the sound it makes and differs from the others.



29

Enjoy some watermelon. And count the seeds. How many did you count?



30

Water PLAY! Have a little fun and play in the water. Enjoy. And escape the summer heat.

FAMILY SERVICE PROVIDER

TIFFANY TOUCHIN

CONTACT

- ☎ 505-552-6544 Ext. 5003
- ☎ Cell # 505-290-4297
- ✉ t.touchin@lagunaed.net

GREETINGS,

Hope you and your families are all doing well. I would like to share that for the month of May we have had great participation in our Family Wellness presentations with Laguna Behavioral Health. We look forward to continuing the collaboration.

As the program year begins to dwindle down, please know that Family Service Providers will be continuing to check in with families and assisting where needed. We appreciate working with you and your family.

FAMILY WELLNESS/PARENT EDUCATION

- JUNE 04, 21 @ 11:30 – HEALTHY RELATIONSHIPS
- JUNE 11, 21 @ 11:30 – SUMMER SAFETY
- JUNE 18, 21 @ 11:30 – CULTURAL TEACHINGS

FAMILY WELLNESS

Laguna Behavioral Health

DEC has partnered with Laguna Behavioral Health to share awareness to the community in areas that have impacted us through the pandemic. LBH is always available if needed.

Laguna Behavioral Health:

Main office: 505-552-6513

Text Message line 24/7: 505-917-0792.

Mental Health Helpline: 505-552-5660

Parent Committee Meeting

Father Involvement

Planning ahead into the next program year, we will be discussing ideas and activities that we can implement into our calendar. Please bring your thoughts and ideas.

Father Involvement:

Father's day is fast approaching here are some activities suggestions.

- SAvenger HUNT
- MOVIE NIGHT
- GO FISHING/ GO HIKING
- COOKOUT/OUTDOOR GAMES

PARENT COMMITTEE

June 09, 2021 @ 2:00pm
Topic: Father Involvement

FATHER INVOLVEMENT ACTIVITY

EARLY HEAD START HOME BASE

Kathleen Herrera

Greetings to ALL!

We are almost to the end of the school year! It was a challenging year, but our families were able to **SUCCESSFULLY** complete their home visits. I am **PROUD** of the parents and children who worked hard and made the **EFFORT** to continue on the weekly zoom visits.

THANK YOU for your dedication, time and participation with your child's education.

The application is now available on-line. Visit the LDoE Website to view the new application for the school Year 2021-2022. We encourage families to enroll in the DEC Program.

If you have any questions on the application, you may call Patricia Charlie @ (505) 235-9286.

HAPPY FATHER'S DAY TO THE FATHER'S



Dates to Remember:

June 16th - Diaper Distribution- 8:00 am-3:00 pm

June 20th - FATHER'S DAY!!!

June 21st-Last day for EHS Home Visits

June 25th- LAST DAY OF SCHOOL



Here are a few activities to enjoy with Dad:

1. Bingo- Use family names on the card.
2. Make a poem using dad's name. Example: Joe- J- Jolly, O- Outstanding, E- Enthusiastic.
3. Make card. "Hooked on Daddy", "My Dad Rocks".

• Division of Early Childhood •
**Family wellness
Parent Education**

Parent Education/Family Wellness

Fridays



Via Zoom

Join By Phone: 1-346-248-7799

June 04, 2021 @ 11:30am

June 11, 2021 @ 11:30am

June 18, 2021 @ 11:30am

Topic: Healthy Relationships

Topic: Summer Safety

Topic: Cultural Teaching

Join Zoom Meeting

<https://us02web.zoom.us/j/84865926458?pwd=MIl2SXlsWDBHZmNIY1RzTXAzNzFyUT09>

Meeting ID: 848 6592 6458

Passcode: 483138



Pueblo of Laguna
Department of Education
Division of Early Childhood

May 27, 2021

Parents/Guardians:

We are now accepting applications for returning and new students for the school year 2021-2022. Listed below are guidelines to get your child/children's application to us for registration:

- PY 2021-2022 applications are on the LDoE website, DEC section, instructions are listed below the on line application.
- Completed applications, 2020 W-2 or 1040 form, current immunization record, current well child, COVID-19 immunization card for ALL persons living in the household and birth certificate can be emailed to me at p.charlie@lagunaed.net.
- Applications are on a first come, first serve basis
- First selection to classrooms will take place the week of June 28, 2021
- First day of school for Program Year 2021-2022 is July 26, 2021

If you have any questions, I can be reached at 505-552-6544 ext. 5004, 505-235-9286 or thru my email address at p.charlie@lagunaed.net, Monday thru Friday.

Thank You,

Patricia A. Charlie

ERSEA Coordinator/Child Care Manager

P.O. Box 798
Laguna, New Mexico 87026
I-40 West-Exit 114

Preschool Head Start
Phone: (505) 552-6544
Fax: (505) 552-7533

Early Head Start
Phone: (505) 552-7541
Fax: (505) 552-0701

PUEBLO OF LAGUNA

HEAD START

REGISTRATION HAPPENING NOW!

**SLOTS AVAILABLE FOR
HOMEBASE, EHS & PHS**



HOME BASE

NEWBORN - 3 YEARS OLD
Home Visits once a week



EARLY HEAD START

6 MONTHS - 35 MONTHS
Hours: 8:45am - 3:30pm



PRESCHOOL HEAD START

3 - 5 YEARS OLD
Hours: 9:00am - 2:00pm

REQUIRED DOCUMENTS

- COMPLETED APPLICATION
- BIRTH CERTIFICATE
- INCOME 2020 W2 • 1040 FORMS
- CURRENT IMMUNIZATION RECORD
- CURRENT WELL-CHILD CHECK
- COVID-19 IMMUNIZATION CARD

QUESTIONS?

CONTACT PATTIE CHARLIE

505-235-9286

OR **505-552-6544** EXT.5004

FAX: 552-7533

Applications are available on the DEC website:

<https://bit.ly/LDOEHeadstart>



PARENT COMMITTEE MEETING

**TOPIC: FATHER INVOLVEMENT
LET'S PLAN FOR THE UPCOMING YEAR
BRING YOUR THOUGHTS AND IDEAS**

JUNE 09, 2021 @ 2PM

Join by Phone:
+1-346-248-7799

Join Zoom Meeting:
<https://us02web.zoom.us/j/81486197081?pwd=ZWNVREYyTVRGTUtrQlA4bXRlRGQSt5Zz09>

Meeting ID: 81486197081
Passcode: 573418



Rael
Laguna Department of Education
Laguna Head/Early Head Start



Health Presentation:

My Plate

*Come join in and get some great ideas for some
healthy meal choices*

*Zoom Presentation by Shelley Rael, Dietitian
consultant*

Wednesday, June 9, 2021 @ 2:00pm

<https://us02web.zoom.us/j/84251405504?pwd=YVISUlpFM01HR1Y4eDRueHVESGZYUT09>

Meeting ID: 842 5140 5504

Passcode: 778276

Dial: +1 669 900 6833 US (San Jose)

Father Involvement

June 2021



Ideas:

- 1- Scavenger Hunt
- 2- Movie Night
- 3- Go Fishing
- 4- Go Hiking
- 5- Have a cookout
- 6- Outdoor Games

Father Involvement

May Activity: Physical Activity



Thank you Families for sending in your pictures!!



DIVISION OF EARLY CHILDHOOD
PRESCHOOL/EARLY HEAD START



**HEALTH PRESENTATION:
SUN & WATER SAFETY**

**JOIN US AND GET SOME TIPS FOR YOUR CHILDREN'S
SAFETY.**

**ZOOM PRESENTATION BY BYRON TSO, SPORTS &
WELLNESS PROGRAM**

WEDNESDAY, JUNE 16, 2021 @ 1:30PM



HELLO

Summer

Join Zoom Meeting

<https://us02web.zoom.us/j/82367638408?pwd=TDVPTHBXOWZhd2ZEMUxiRIRmODZydz09>

**Meeting ID: 823 6763 8408 Passcode: 336257
Dial: +1 669 900 6833 US**



