


# ***A “SLICE OF ME”***



Prepared by Alice Mullis  
October 2013



# ***STANDARD***

## ***FAMILY, COMMUNITY & LEADERSHIP***

***Students will demonstrate  
teamwork, leadership skills, and  
knowledge to become leaders in  
the family, workplace, and  
community.***




# ***ESSENTIAL QUESTIONS***

- 1. How will teamwork and leadership skills benefit me in the work place?***
- 2. What makes us different?***
- 3. How could we learn more about one another?***
- 4. Why is it important to learn more about each other?***



# PROJECT RUBRIC:

AREA	POSSIBLE POINTS
<b>Components:</b> Name, date, class, on time	5
<b>Interests and Likes:</b> School appropriate pictures and words	5
<b>Creativity:</b> Colorful, unique, imaginative, and fun	5
<b>Presentation:</b> State your name, talked about interests to class, spoke clearly	5 

# ***DIRECTIONS***

- Create a ***'pizza slice'*** of your ***interests*** and ***personality*** to share with the class.



# ***Include on the Pizza Slice:***

## ***#1. Name:***

Visible on front of slice so all can see.

## ***#2. Pictures:***

School appropriate pictures that show your interests and likes.



### **#3. Words:**

**School appropriate**, cut out,  
typed, or written words or  
quotes that reflect your interests  
and likes.



# ***CLASS PRESENTATION***

**#1.** Prepare a one to two minutes class presentation.

**#2.** Speak clearly and loud enough so all can hear.

**#3.** Turn in paper.



# ***What to say in your presentation***

**#1.** Talk about your interests and likes by showing the class your pictures and words on your pizza slice.

**#2.** Ask class if there are any comments or questions.




# ***A Slice of Me Rubric:***

***NAME, DATE & CLASS PERIOD***  
***MUST BE SOMEWHERE ON THE***  
***PIZZA SLICE TO RECEIVE A***  
***GRADE.***

***YOUR GOAL IS TO EARN***  
***20 POINTS***





***So what kind of toppings will you put on your slice of pizza?***



***Wonder what is on  
MRS. MULLIS'  
“SLICE OF PIZZA”?***





***Mrs. Mullis' Slice of Pizza***

# ***BRAINSTORMING IDEAS for YOU***

**THINK ABOUT....**

**SPORTS**

**FAMILY**

**PETS**


**FAVORITE FOOD**


**HOBBIES / ACTIVITIES YOU ENJOY**

**MUSIC**


**MOVIES**

**VACATION LOCATIONS**






***PROJECT DUE  
DATE.....is  
TOMORROW***



# ***SLICE OF ME PROJECT***



## ***WHAT TO SAY IN YOUR PRESENTATION***

1. Talk about your interests and likes by showing the class your pictures and words on your pizza slice.
2. Ask class if there are any comments or questions ●

## ***PROJECT RUBRIC:***

<i><b>AREA</b></i>	<i><b>POSSIBLE POINTS</b></i>
<i><b>Components:</b></i> Name, date, class, on time	<b>5</b>
<i><b>Interests and Likes:</b></i> School appropriate pictures and words	<b>5</b>
<i><b>Creativity:</b></i> Colorful, unique, imaginative, and fun	<b>5</b>
<i><b>Presentation:</b></i> State your name, talked about interests to class, spoke clearly	<b>5</b>