

our report

on LAKE HAVASU UNIFIED SCHOOL DISTRICT

Presented by
RICH HANNA
11811 N TATUM BLVD
STE P-184
PHOENIX AZ 85028-6047
602-953-1903

06/12/2017



We're Ameritas. We're for people.™

LAKE HAVASU UNIFIED SCHOOL DISTRICT

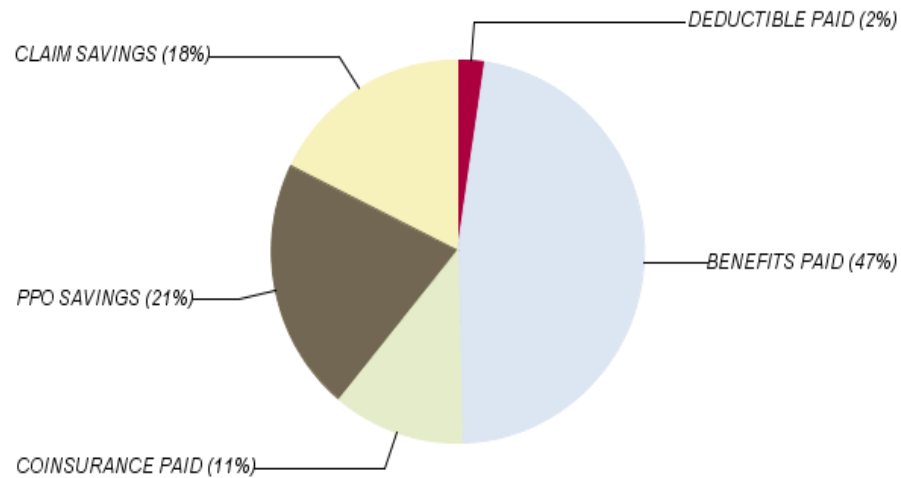
Claim Payment Summary



Policy #: 301248 06/01/2016 through 05/31/2017

<u>Procedure Count</u>	<u>Total Claims</u>	<u>PPO Savings</u>	<u>Claim Savings</u>	<u>Remaining Eligible Charge</u>	<u>Total Deductible Paid by Member</u>	<u>Total Coinsurance Paid by Member</u>	<u>Total Claims Paid</u>
3,428	\$438,490	\$93,577	\$77,605	\$267,308	\$10,250	\$49,648	\$207,411

Claim Payment Summary



LAKE HAVASU UNIFIED SCHOOL DISTRICT

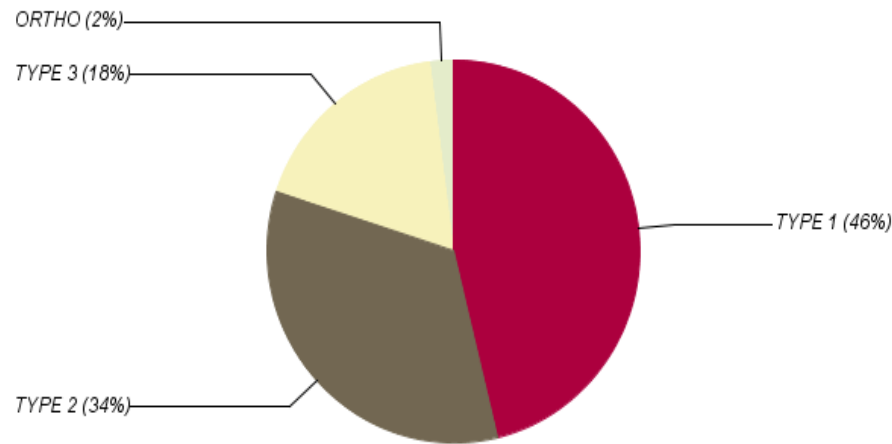
Claim Payment Breakdown by Procedure Type



Policy #: 301248 06/01/2016 through 05/31/2017

Dental Procedure Type	Proc Count	Total Claims	PPO Savings	Claim Savings	Remaining Eligible Charge	Total Deductible Paid by Member	Total Coinsurance Paid by Member	Total Claims Paid	% Total Ben Paid
TYPE 1	2,558	\$139,143	\$35,095	\$7,806	\$96,242	\$100	\$105	\$96,037	46.3%
TYPE 2	629	\$145,304	\$32,639	\$26,778	\$85,887	\$8,550	\$7,016	\$70,320	33.9%
TYPE 3	171	\$125,708	\$23,881	\$24,784	\$77,043	\$1,600	\$38,219	\$37,224	18.0%
ORTHO	22	\$8,533	\$0	\$0	\$8,533	\$0	\$4,308	\$4,225	2.0%
NONCLASSIFIED	45	\$19,803	\$1,962	\$17,841	\$0	\$0	\$0	\$0	.0%
CREDITS	3	\$0	\$0	\$396	-\$396	\$0	\$0	-\$396	-.2%
TOTAL	3,428	\$438,491	\$93,577	\$77,605	\$267,309	\$10,250	\$49,648	\$207,410	100.0%

Claim Payment Breakdown by Procedure Type



LAKE HAVASU UNIFIED SCHOOL DISTRICT

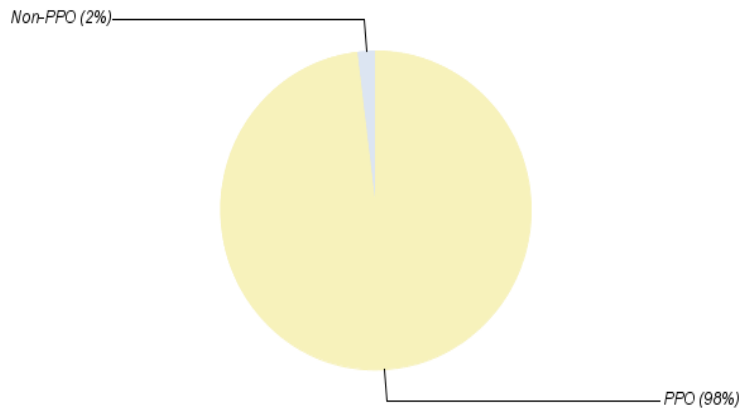
Claim Summary - PPO vs. Non-PPO




Policy #: 301248 06/01/2016 through 05/31/2017

	Proc Count	Total Claims	PPO Savings	Claim Savings	Remaining Eligible Charge	Total Deductible Paid by Member	Total Coinsurance Paid by Member	Total Claims Paid	% Total Ben Paid
Yes	3,364	\$430,076	\$93,577	\$70,311	\$266,188	\$10,100	\$48,973	\$207,116	99.9%
No	64	\$8,414	\$0	\$7,294	\$1,120	\$150	\$675	\$295	.1%
Total	3,428	\$438,490	\$93,577	\$77,605	\$267,308	\$10,250	\$49,648	\$207,411	100.0%

Actual Submitted Claims - PPO vs. Non-PPO



Total Benefits Paid - PPO vs. Non-PPO



LAKE HAVASU UNIFIED SCHOOL DISTRICT

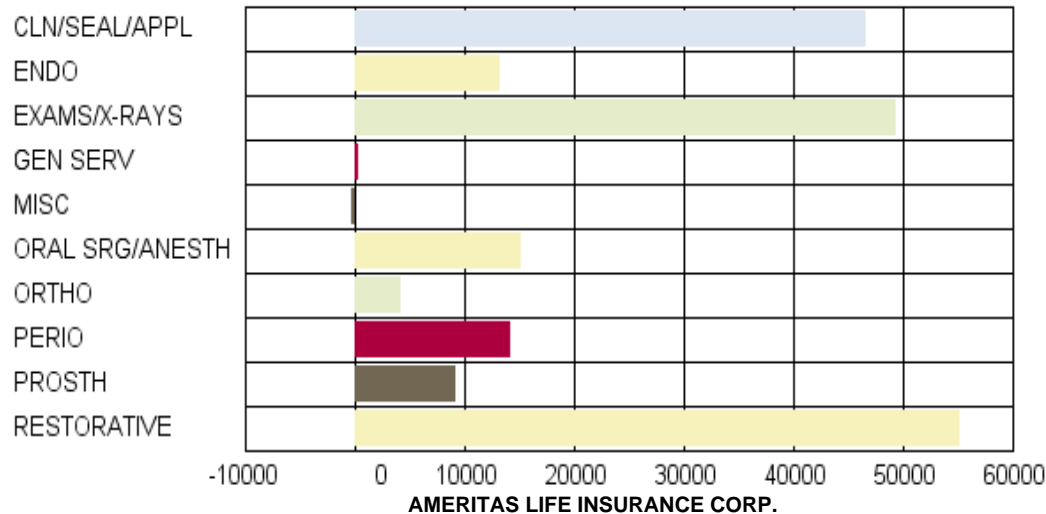
Claim Payment Analysis by Procedure Group



Policy #: 301248 06/01/2016 through 05/31/2017

Procedure Group	Proc Count	Total Claims	PPO Savings	Claim Savings	Remaining Eligible Charge	Total Deductible Paid by Member	Total Coinsurance Paid by Member	Total Claims Paid	% Total Ben Paid
EXAMS/X-RAYS	1,652	\$74,392	\$19,071	\$5,718	\$49,603	\$100	\$105	\$49,399	23.8%
CLN/SEAL/APPL	921	\$65,641	\$16,152	\$2,850	\$46,639	\$0	\$0	\$46,639	22.5%
RESTORATIVE	447	\$153,226	\$30,724	\$29,166	\$93,336	\$5,749	\$32,399	\$55,187	26.6%
ENDO	26	\$19,622	\$3,741	\$756	\$15,125	\$706	\$1,102	\$13,317	6.4%
PERIO	125	\$33,912	\$4,503	\$11,807	\$17,602	\$1,620	\$1,814	\$14,168	6.8%
PROSTH	44	\$39,771	\$8,592	\$13,461	\$17,718	\$100	\$8,336	\$9,282	4.5%
ORAL SRG/ANESTH	161	\$39,816	\$10,369	\$10,736	\$18,711	\$1,902	\$1,564	\$15,245	7.4%
GEN SERV	8	\$2,074	\$425	\$1,271	\$378	\$50	\$20	\$308	.2%
MISC	22	\$1,504	\$0	\$1,840	-\$336	\$23	\$0	-\$359	-.2%
ORTHO	22	\$8,533	\$0	\$0	\$8,533	\$0	\$4,308	\$4,225	2.0%
TOTAL	3,428	\$438,490	\$93,577	\$77,605	\$267,308	\$10,250	\$49,648	\$207,411	100.0%

Total Benefits Paid by Procedure Group



LAKE HAVASU UNIFIED SCHOOL DISTRICT

Claim Payment Analysis by Category within Procedure Group



Policy #: 301248 06/01/2016 through 05/31/2017

Procedure Group	Procedure Category	Proc Count	Total Claims	PPO Savings	Claim Savings	Remaining Eligible Charge	Total Deductible Paid by Member	Total Coinsurance Paid by Member	Total Claims Paid	% Total Ben Paid	
EXAMS/X-RAYS	ROUTINE EXAMS	574	\$25,991	\$5,571	\$848	\$19,572	\$15	\$22	\$19,535	9.4%	
	LTD ORAL EXAMS	87	\$5,655	\$1,385	\$2,205	\$2,065	\$50	\$19	\$1,997	1.0%	
	BITEWING XRAYS	423	\$21,394	\$5,999	\$574	\$14,821	\$19	\$34	\$14,768	7.1%	
	FMX/PANO XRAYS	101	\$10,874	\$3,053	\$1,483	\$6,338	\$0	\$0	\$6,338	3.1%	
	OTHER XRAYS	461	\$10,123	\$2,983	\$333	\$6,807	\$16	\$30	\$6,761	3.3%	
	PRE-DIAGNOSTIC	6	\$355	\$80	\$275	\$0	\$0	\$0	\$0	.0%	
CLN/SEAL/APPL	PROPHYS/FLUOR	870	\$63,385	\$15,498	\$2,561	\$45,326	\$0	\$0	\$45,326	21.9%	
	SEALANTS	51	\$2,256	\$654	\$289	\$1,313	\$0	\$0	\$1,313	.6%	
RESTORATIVE	AMALGAM RESTORE	10	\$1,638	\$523	\$0	\$1,115	\$8	\$187	\$920	.4%	
	RESIN RESTORE	278	\$51,794	\$13,170	\$8,728	\$29,896	\$3,946	\$2,259	\$23,691	11.4%	
	SS CROWNS	10	\$2,587	\$641	\$634	\$1,312	\$95	\$0	\$1,217	.6%	
	SEDATIVE FILLNG	1	\$80	\$27	\$0	\$53	\$0	\$11	\$42	.0%	
	ONLAYS	2	\$1,530	\$274	\$1	\$1,255	\$50	\$603	\$603	.3%	
	CROWNS	89	\$83,605	\$13,542	\$16,751	\$53,312	\$1,386	\$26,269	\$25,657	12.4%	
	VENEERS	2	\$750	\$0	\$750	\$0	\$0	\$0	\$0	.0%	
	CORE BUILD-UP	39	\$7,939	\$1,473	\$1,661	\$4,805	\$97	\$2,424	\$2,284	1.1%	
	POST AND CORE	9	\$2,536	\$739	\$643	\$1,154	\$16	\$569	\$569	.3%	
	CRN/PARTDEN REP	2	\$310	\$155	\$0	\$155	\$0	\$78	\$78	.0%	
	RECEMENT	5	\$457	\$180	\$0	\$277	\$150	\$1	\$126	.1%	
	ENDO	ROOT CANALS	22	\$19,107	\$3,667	\$750	\$14,690	\$686	\$1,092	\$12,912	6.2%
		OTHER ENDO	4	\$515	\$74	\$6	\$435	\$20	\$10	\$405	.2%
	PERIO	OTHER PERIO SER	67	\$8,209	\$1,792	\$1,056	\$5,361	\$1,248	\$200	\$3,913	1.9%
DEBRIDEMENT		1	\$150	\$65	\$0	\$85	\$50	\$7	\$28	.0%	
NON-SURG PERIO		28	\$4,865	\$122	\$339	\$4,404	\$221	\$767	\$3,416	1.6%	
PROSTH	SURG PERIO	29	\$20,688	\$2,524	\$10,412	\$7,752	\$100	\$840	\$6,812	3.3%	
	DENTURE RELINES	5	\$1,603	\$443	\$0	\$1,160	\$50	\$35	\$1,075	.5%	
	DENTURE REPAIR	2	\$281	\$84	\$0	\$197	\$0	\$24	\$173	.1%	
	PROSTH-REMOVABL	13	\$13,362	\$2,304	\$4,283	\$6,775	\$0	\$3,486	\$3,289	1.6%	
	PROSTH-FIXED	16	\$16,306	\$5,367	\$1,445	\$9,494	\$50	\$4,745	\$4,699	2.3%	

LAKE HAVASU UNIFIED SCHOOL DISTRICT

Claim Payment Analysis by Category within Procedure Group



Policy #: 301248 06/01/2016 through 05/31/2017

Procedure Group	Procedure Category	Proc Count	Total Claims	PPO Savings	Claim Savings	Remaining Eligible Charge	Total Deductible Paid by Member	Total Coinsurance Paid by Member	Total Claims Paid	% Total Ben Paid
PROSTH	ADD TOOTH/CLASP	1	\$120	\$27	\$0	\$93	\$0	\$47	\$47	.0%
	IMPLANTS	7	\$8,099	\$367	\$7,732	\$0	\$0	\$0	\$0	.0%
ORAL SRG/ANESTH	NON-SURG EXTRAC	50	\$6,967	\$2,465	\$154	\$4,348	\$960	\$477	\$2,911	1.4%
	SURG EXTRACT	70	\$19,265	\$4,927	\$2,815	\$11,523	\$844	\$895	\$9,783	4.7%
	OTHER ORAL SURG	4	\$775	\$111	\$116	\$548	\$16	\$92	\$440	.2%
	ANESTH-GEN/IV	25	\$5,636	\$1,522	\$1,822	\$2,292	\$82	\$100	\$2,111	1.0%
	ANESTH-LOC/NITR	3	\$221	\$57	\$164	\$0	\$0	\$0	\$0	.0%
	BONAUGMENTATION	9	\$6,952	\$1,287	\$5,665	\$0	\$0	\$0	\$0	.0%
GEN SERV	PALLIATIVE	2	\$362	\$232	\$130	\$0	\$0	\$0	\$0	.0%
	OCCLUSAL ADJUST	2	\$200	\$0	\$0	\$200	\$0	\$20	\$180	.1%
	OCCLUSAL GUARD	3	\$1,312	\$171	\$1,141	\$0	\$0	\$0	\$0	.0%
	PROF SERVICES	1	\$200	\$22	\$0	\$178	\$50	\$0	\$128	.1%
MISC	MISC (DENY)	1	\$77	\$0	\$77	\$0	\$0	\$0	\$0	.0%
	MISC PREV	5	\$493	\$0	\$493	\$0	\$0	\$0	\$0	.0%
	MISC BASIC	9	\$240	\$0	\$180	\$60	\$23	\$0	\$37	.0%
	MISC(TAX & OTH)	3	\$0	\$0	\$396	-\$396	\$0	\$0	-\$396	-.2%
	RARELY COVERED	4	\$694	\$0	\$694	\$0	\$0	\$0	\$0	.0%
ORTHO	ORTHO	22	\$8,533	\$0	\$0	\$8,533	\$0	\$4,308	\$4,225	2.0%
TOTAL		3,428	\$438,490	\$93,577	\$77,605	\$267,308	\$10,250	\$49,648	\$207,411	100.0%

LAKE HAVASU UNIFIED SCHOOL DISTRICT

Claim Payment Analysis by Procedure within Category



Policy #: 301248 06/01/2016 through 05/31/2017

Procedure Category	Procedure *	Proc Count	Total Claims	PPO Savings	Claim Savings	Remaining Eligible Charge	Total Deductible Paid by Member	Total Coinsurance Paid by Member	Total Claims Paid	% Total Ben Paid
ROUTINE EXAMS	D0120	470	\$19,341	\$3,703	\$814	\$14,824	\$15	\$22	\$14,787	7.1%
	D0145	2	\$71	\$2	\$0	\$69	\$0	\$0	\$69	.0%
	D0150	79	\$5,423	\$1,687	\$34	\$3,702	\$0	\$0	\$3,702	1.8%
	D0180	23	\$1,156	\$179	\$0	\$977	\$0	\$0	\$977	.5%
Totals		574	\$25,991	\$5,571	\$848	\$19,572	\$15	\$22	\$19,535	9.4%
LTD ORAL EXAMS	D0140	86	\$5,631	\$1,385	\$2,205	\$2,041	\$50	\$19	\$1,973	1.0%
	D0170	1	\$24	\$0	\$0	\$24	\$0	\$0	\$24	.0%
Totals		87	\$5,655	\$1,385	\$2,205	\$2,065	\$50	\$19	\$1,997	1.0%
BITEWING XRAYS	D0270	18	\$336	\$109	\$91	\$136	\$0	\$7	\$130	.1%
	D0272	86	\$3,193	\$916	\$109	\$2,168	\$0	\$0	\$2,168	1.0%
	D0273	1	\$62	\$16	\$0	\$46	\$0	\$0	\$46	.0%
	D0274	318	\$17,803	\$4,958	\$374	\$12,471	\$19	\$28	\$12,425	6.0%
Totals		423	\$21,394	\$5,999	\$574	\$14,821	\$19	\$34	\$14,768	7.1%
FMX/PANO XRAYS	D0210	58	\$6,468	\$1,604	\$597	\$4,267	\$0	\$0	\$4,267	2.1%
	D0330	43	\$4,406	\$1,449	\$886	\$2,071	\$0	\$0	\$2,071	1.0%
Totals		101	\$10,874	\$3,053	\$1,483	\$6,338	\$0	\$0	\$6,338	3.1%
OTHER XRAYS	D0220	246	\$6,176	\$2,014	\$271	\$3,891	\$9	\$20	\$3,861	1.9%
	D0230	208	\$3,751	\$906	\$62	\$2,783	\$7	\$10	\$2,767	1.3%

LAKE HAVASU UNIFIED SCHOOL DISTRICT

Claim Payment Analysis by Procedure within Category



Policy #: 301248 06/01/2016 through 05/31/2017

Procedure Category	Procedure *	Proc Count	Total Claims	PPO Savings	Claim Savings	Remaining Eligible Charge	Total Deductible Paid by Member	Total Coinsurance Paid by Member	Total Claims Paid	% Total Ben Paid
OTHER XRAYS	D0240	7	\$196	\$63	\$0	\$133	\$0	\$0	\$133	.1%
Totals		461	\$10,123	\$2,983	\$333	\$6,807	\$16	\$30	\$6,761	3.3%
PRE-DIAGNOSTIC	D0431	6	\$355	\$80	\$275	\$0	\$0	\$0	\$0	.0%
Totals		6	\$355	\$80	\$275	\$0	\$0	\$0	\$0	.0%
PROPHYS/FLUOR	D1110	633	\$53,575	\$13,277	\$1,093	\$39,205	\$0	\$0	\$39,205	18.9%
	D1120	110	\$6,376	\$1,547	\$198	\$4,631	\$0	\$0	\$4,631	2.2%
	D1206	58	\$1,688	\$277	\$871	\$540	\$0	\$0	\$540	.3%
	D1208	69	\$1,746	\$397	\$399	\$950	\$0	\$0	\$950	.5%
Totals		870	\$63,385	\$15,498	\$2,561	\$45,326	\$0	\$0	\$45,326	21.9%
SEALANTS	D1351	50	\$2,210	\$654	\$243	\$1,313	\$0	\$0	\$1,313	.6%
	D1352	1	\$46	\$0	\$46	\$0	\$0	\$0	\$0	.0%
Totals		51	\$2,256	\$654	\$289	\$1,313	\$0	\$0	\$1,313	.6%
AMALGAM RESTORE	D2150	9	\$1,527	\$523	\$0	\$1,004	\$8	\$176	\$820	.4%
	D2160	1	\$111	\$0	\$0	\$111	\$0	\$11	\$100	.0%
Totals		10	\$1,638	\$523	\$0	\$1,115	\$8	\$187	\$920	.4%
RESIN RESTORE	D2330	15	\$2,020	\$607	\$180	\$1,233	\$224	\$46	\$963	.5%

LAKE HAVASU UNIFIED SCHOOL DISTRICT

Claim Payment Analysis by Procedure within Category



Policy #: 301248 06/01/2016 through 05/31/2017

Procedure Category	Procedure *	Proc Count	Total Claims	PPO Savings	Claim Savings	Remaining Eligible Charge	Total Deductible Paid by Member	Total Coinsurance Paid by Member	Total Claims Paid	% Total Ben Paid
RESIN RESTORE	D2331	34	\$5,133	\$901	\$530	\$3,702	\$316	\$396	\$2,990	1.4%
	D2332	11	\$2,326	\$640	\$7	\$1,679	\$158	\$114	\$1,407	.7%
	D2335	12	\$2,790	\$806	\$292	\$1,692	\$293	\$61	\$1,338	.6%
	D2391	74	\$11,339	\$3,468	\$1,681	\$6,190	\$1,055	\$292	\$4,843	2.3%
	D2392	89	\$17,225	\$3,903	\$3,584	\$9,738	\$1,447	\$678	\$7,613	3.7%
	D2393	40	\$10,002	\$2,672	\$2,242	\$5,088	\$443	\$421	\$4,223	2.0%
	D2394	3	\$959	\$173	\$211	\$575	\$11	\$251	\$313	.2%
Totals		278	\$51,794	\$13,170	\$8,728	\$29,896	\$3,946	\$2,259	\$23,691	11.4%
SS CROWNS	D2930	10	\$2,587	\$641	\$634	\$1,312	\$95	\$0	\$1,217	.6%
Totals		10	\$2,587	\$641	\$634	\$1,312	\$95	\$0	\$1,217	.6%
SEDATIVE FILLNG	D2940	1	\$80	\$27	\$0	\$53	\$0	\$11	\$42	.0%
Totals		1	\$80	\$27	\$0	\$53	\$0	\$11	\$42	.0%
ONLAYS	D2644	2	\$1,530	\$274	\$1	\$1,255	\$50	\$603	\$603	.3%
Totals		2	\$1,530	\$274	\$1	\$1,255	\$50	\$603	\$603	.3%
CROWNS	D2740	41	\$39,900	\$6,203	\$8,520	\$25,177	\$435	\$12,668	\$12,074	5.8%
	D2750	3	\$3,277	\$658	\$1,210	\$1,409	\$40	\$684	\$684	.3%
	D2751	18	\$13,858	\$1,042	\$2,544	\$10,272	\$439	\$4,917	\$4,917	2.4%
	D2752	27	\$26,570	\$5,639	\$4,477	\$16,454	\$472	\$7,999	\$7,983	3.8%
Totals		89	\$83,605	\$13,542	\$16,751	\$53,312	\$1,386	\$26,269	\$25,657	12.4%

LAKE HAVASU UNIFIED SCHOOL DISTRICT

Claim Payment Analysis by Procedure within Category



Policy #: 301248 06/01/2016 through 05/31/2017

Procedure Category	Procedure *	Proc Count	Total Claims	PPO Savings	Claim Savings	Remaining Eligible Charge	Total Deductible Paid by Member	Total Coinsurance Paid by Member	Total Claims Paid	% Total Ben Paid
veneers	D2961	2	\$750	\$0	\$750	\$0	\$0	\$0	\$0	.0%
Totals		2	\$750	\$0	\$750	\$0	\$0	\$0	\$0	.0%
core build-up	D2950	39	\$7,939	\$1,473	\$1,661	\$4,805	\$97	\$2,424	\$2,284	1.1%
Totals		39	\$7,939	\$1,473	\$1,661	\$4,805	\$97	\$2,424	\$2,284	1.1%
post and core	D2954	9	\$2,536	\$739	\$643	\$1,154	\$16	\$569	\$569	.3%
Totals		9	\$2,536	\$739	\$643	\$1,154	\$16	\$569	\$569	.3%
CRN/PARTDEN REP	D9120	2	\$310	\$155	\$0	\$155	\$0	\$78	\$78	.0%
Totals		2	\$310	\$155	\$0	\$155	\$0	\$78	\$78	.0%
RECEMENT	D2920	5	\$457	\$180	\$0	\$277	\$150	\$1	\$126	.1%
Totals		5	\$457	\$180	\$0	\$277	\$150	\$1	\$126	.1%
ROOT CANALS	D3310	3	\$1,678	\$333	\$0	\$1,345	\$141	\$91	\$1,113	.5%
	D3320	6	\$4,389	\$845	\$0	\$3,544	\$150	\$132	\$3,262	1.6%
	D3330	12	\$11,540	\$1,988	\$750	\$8,802	\$345	\$869	\$7,588	3.7%
	D3348	1	\$1,500	\$501	\$0	\$999	\$50	\$0	\$949	.5%
Totals		22	\$19,107	\$3,667	\$750	\$14,690	\$686	\$1,092	\$12,912	6.2%

LAKE HAVASU UNIFIED SCHOOL DISTRICT

Claim Payment Analysis by Procedure within Category



Policy #: 301248 06/01/2016 through 05/31/2017

Procedure Category	Procedure *	Proc Count	Total Claims	PPO Savings	Claim Savings	Remaining Eligible Charge	Total Deductible Paid by Member	Total Coinsurance Paid by Member	Total Claims Paid	% Total Ben Paid
OTHER ENDO	D3220	4	\$515	\$74	\$6	\$435	\$20	\$10	\$405	.2%
Totals		4	\$515	\$74	\$6	\$435	\$20	\$10	\$405	.2%
OTHER PERIO SER	D4910	67	\$8,209	\$1,792	\$1,056	\$5,361	\$1,248	\$200	\$3,913	1.9%
Totals		67	\$8,209	\$1,792	\$1,056	\$5,361	\$1,248	\$200	\$3,913	1.9%
DEBRIDEMENT	D4355	1	\$150	\$65	\$0	\$85	\$50	\$7	\$28	.0%
Totals		1	\$150	\$65	\$0	\$85	\$50	\$7	\$28	.0%
NON-SURG PERIO	D4341	23	\$4,116	\$121	\$339	\$3,656	\$193	\$648	\$2,815	1.4%
	D4342	4	\$594	\$0	\$0	\$594	\$0	\$119	\$475	.2%
	D4381	1	\$155	\$1	\$0	\$154	\$28	\$0	\$126	.1%
Totals		28	\$4,865	\$122	\$339	\$4,404	\$221	\$767	\$3,416	1.6%
SURG PERIO	D4261	2	\$1,600	\$357	\$660	\$583	\$0	\$52	\$531	.3%
	D4263	1	\$271	\$0	\$271	\$0	\$0	\$0	\$0	.0%
	D4265	1	\$50	\$0	\$50	\$0	\$0	\$0	\$0	.0%
	D4267	1	\$550	\$0	\$550	\$0	\$0	\$0	\$0	.0%
	D4273	17	\$16,015	\$1,647	\$8,042	\$6,326	\$100	\$610	\$5,616	2.7%
	D4275	6	\$1,600	\$520	\$839	\$241	\$0	\$58	\$183	.1%
	D4277	1	\$602	\$0	\$0	\$602	\$0	\$120	\$482	.2%
Totals		29	\$20,688	\$2,524	\$10,412	\$7,752	\$100	\$840	\$6,812	3.3%

LAKE HAVASU UNIFIED SCHOOL DISTRICT

Claim Payment Analysis by Procedure within Category



Policy #: 301248 06/01/2016 through 05/31/2017

Procedure Category	Procedure *	Proc Count	Total Claims	PPO Savings	Claim Savings	Remaining Eligible Charge	Total Deductible Paid by Member	Total Coinsurance Paid by Member	Total Claims Paid	% Total Ben Paid
DENTURE RELINES	D5750	3	\$944	\$227	\$0	\$717	\$0	\$0	\$717	.3%
	D5761	2	\$659	\$216	\$0	\$443	\$50	\$35	\$358	.2%
Totals		5	\$1,603	\$443	\$0	\$1,160	\$50	\$35	\$1,075	.5%
DENTURE REPAIR	D5520	1	\$163	\$84	\$0	\$79	\$0	\$0	\$79	.0%
	D5620	1	\$118	\$0	\$0	\$118	\$0	\$24	\$94	.0%
Totals		2	\$281	\$84	\$0	\$197	\$0	\$24	\$173	.1%
PROSTH-REMOVABL	D5130	4	\$5,297	\$1,053	\$2,400	\$1,844	\$0	\$1,061	\$783	.4%
	D5140	1	\$1,061	\$0	\$979	\$82	\$0	\$0	\$82	.0%
	D5213	1	\$1,544	\$0	\$0	\$1,544	\$0	\$772	\$772	.4%
	D5225	2	\$2,400	\$584	\$0	\$1,816	\$0	\$908	\$908	.4%
	D5226	1	\$1,200	\$297	\$0	\$903	\$0	\$452	\$452	.2%
	D5820	3	\$1,546	\$370	\$590	\$586	\$0	\$293	\$293	.1%
	D5821	1	\$314	\$0	\$314	\$0	\$0	\$0	\$0	.0%
Totals		13	\$13,362	\$2,304	\$4,283	\$6,775	\$0	\$3,486	\$3,289	1.6%
PROSTH-FIXED	D6058	3	\$3,797	\$903	\$72	\$2,822	\$0	\$1,411	\$1,411	.7%
	D6242	5	\$4,777	\$1,652	\$692	\$2,433	\$0	\$1,225	\$1,209	.6%
	D6752	8	\$7,732	\$2,812	\$682	\$4,238	\$50	\$2,110	\$2,079	1.0%
Totals		16	\$16,306	\$5,367	\$1,445	\$9,494	\$50	\$4,745	\$4,699	2.3%

LAKE HAVASU UNIFIED SCHOOL DISTRICT

Claim Payment Analysis by Procedure within Category



Policy #: 301248 06/01/2016 through 05/31/2017

Procedure Category	Procedure *	Proc Count	Total Claims	PPO Savings	Claim Savings	Remaining Eligible Charge	Total Deductible Paid by Member	Total Coinsurance Paid by Member	Total Claims Paid	% Total Ben Paid
ADD TOOTH/CLASP	D5650	1	\$120	\$27	\$0	\$93	\$0	\$47	\$47	.0%
Totals		1	\$120	\$27	\$0	\$93	\$0	\$47	\$47	.0%
IMPLANTS	D6010	4	\$5,452	\$0	\$5,452	\$0	\$0	\$0	\$0	.0%
	D6057	3	\$2,647	\$367	\$2,280	\$0	\$0	\$0	\$0	.0%
Totals		7	\$8,099	\$367	\$7,732	\$0	\$0	\$0	\$0	.0%
NON-SURG EXTRAC	D7111	6	\$600	\$186	\$0	\$414	\$200	\$2	\$212	.1%
	D7140	44	\$6,367	\$2,279	\$154	\$3,934	\$760	\$475	\$2,699	1.3%
Totals		50	\$6,967	\$2,465	\$154	\$4,348	\$960	\$477	\$2,911	1.4%
SURG EXTRACT	D7210	47	\$10,260	\$2,820	\$645	\$6,795	\$700	\$710	\$5,384	2.6%
	D7220	3	\$975	\$333	\$0	\$642	\$11	\$20	\$610	.3%
	D7230	3	\$1,185	\$399	\$0	\$786	\$39	\$50	\$697	.3%
	D7240	17	\$6,845	\$1,375	\$2,170	\$3,300	\$93	\$116	\$3,091	1.5%
Totals		70	\$19,265	\$4,927	\$2,815	\$11,523	\$844	\$895	\$9,783	4.7%
OTHER ORAL SURG	D7310	3	\$525	\$111	\$116	\$298	\$16	\$67	\$215	.1%
	D7321	1	\$250	\$0	\$0	\$250	\$0	\$25	\$225	.1%
Totals		4	\$775	\$111	\$116	\$548	\$16	\$92	\$440	.2%

LAKE HAVASU UNIFIED SCHOOL DISTRICT

Claim Payment Analysis by Procedure within Category



Policy #: 301248 06/01/2016 through 05/31/2017

Procedure Category	Procedure *	Proc Count	Total Claims	PPO Savings	Claim Savings	Remaining Eligible Charge	Total Deductible Paid by Member	Total Coinsurance Paid by Member	Total Claims Paid	% Total Ben Paid
ANESTH-GEN/IV	D9221	1	\$100	\$0	\$100	\$0	\$0	\$0	\$0	.0%
	D9223	15	\$4,140	\$1,332	\$964	\$1,844	\$39	\$100	\$1,705	.8%
	D9243	7	\$1,196	\$190	\$558	\$448	\$42	\$0	\$406	.2%
	D9248	2	\$200	\$0	\$200	\$0	\$0	\$0	\$0	.0%
Totals		25	\$5,636	\$1,522	\$1,822	\$2,292	\$82	\$100	\$2,111	1.0%
ANESTH-LOC/NITR	D9230	3	\$221	\$57	\$164	\$0	\$0	\$0	\$0	.0%
Totals		3	\$221	\$57	\$164	\$0	\$0	\$0	\$0	.0%
BONAUGMENTATION	D6104	2	\$1,065	\$0	\$1,065	\$0	\$0	\$0	\$0	.0%
	D7952	1	\$1,800	\$1,287	\$513	\$0	\$0	\$0	\$0	.0%
	D7953	6	\$4,087	\$0	\$4,087	\$0	\$0	\$0	\$0	.0%
Totals		9	\$6,952	\$1,287	\$5,665	\$0	\$0	\$0	\$0	.0%
PALLIATIVE	D9110	2	\$362	\$232	\$130	\$0	\$0	\$0	\$0	.0%
Totals		2	\$362	\$232	\$130	\$0	\$0	\$0	\$0	.0%
OCCLUSAL ADJUST	D9951	2	\$200	\$0	\$0	\$200	\$0	\$20	\$180	.1%
Totals		2	\$200	\$0	\$0	\$200	\$0	\$20	\$180	.1%
OCCLUSAL GUARD	D9940	3	\$1,312	\$171	\$1,141	\$0	\$0	\$0	\$0	.0%
Totals		3	\$1,312	\$171	\$1,141	\$0	\$0	\$0	\$0	.0%

LAKE HAVASU UNIFIED SCHOOL DISTRICT

Claim Payment Analysis by Procedure within Category



Policy #: 301248 06/01/2016 through 05/31/2017

Procedure Category	Procedure *	Proc Count	Total Claims	PPO Savings	Claim Savings	Remaining Eligible Charge	Total Deductible Paid by Member	Total Coinsurance Paid by Member	Total Claims Paid	% Total Ben Paid
PROF SERVICES	D9310	1	\$200	\$22	\$0	\$178	\$50	\$0	\$128	.1%
Totals		1	\$200	\$22	\$0	\$178	\$50	\$0	\$128	.1%
MISC (DENY)	D1330	1	\$77	\$0	\$77	\$0	\$0	\$0	\$0	.0%
Totals		1	\$77	\$0	\$77	\$0	\$0	\$0	\$0	.0%
MISC PREV	D0350	5	\$493	\$0	\$493	\$0	\$0	\$0	\$0	.0%
Totals		5	\$493	\$0	\$493	\$0	\$0	\$0	\$0	.0%
MISC BASIC	D9910	1	\$0	\$0	\$0	\$0	\$0	\$0	\$0	.0%
	D9911	8	\$240	\$0	\$180	\$60	\$23	\$0	\$37	.0%
Totals		9	\$240	\$0	\$180	\$60	\$23	\$0	\$37	.0%
MISC(TAX & OTH)	D9999	3	\$0	\$0	\$396	-\$396	\$0	\$0	-\$396	-.2%
Totals		3	\$0	\$0	\$396	-\$396	\$0	\$0	-\$396	-.2%
RARELY COVERED	D0364	1	\$547	\$0	\$547	\$0	\$0	\$0	\$0	.0%
	D6999	3	\$147	\$0	\$147	\$0	\$0	\$0	\$0	.0%
Totals		4	\$694	\$0	\$694	\$0	\$0	\$0	\$0	.0%

LAKE HAVASU UNIFIED SCHOOL DISTRICT

Claim Payment Analysis by Procedure within Category



Policy #: 301248 06/01/2016 through 05/31/2017

Procedure Category	Procedure *	Proc Count	Total Claims	PPO Savings	Claim Savings	Remaining Eligible Charge	Total Deductible Paid by Member	Total Coinsurance Paid by Member	Total Claims Paid	% Total Ben Paid
ORTHO	D8080	20	\$8,533	\$0	\$0	\$8,533	\$0	\$4,308	\$4,225	2.0%
	D8090	1	\$0	\$0	\$0	\$0	\$0	\$0	\$0	.0%
	D8670	1	\$0	\$0	\$0	\$0	\$0	\$0	\$0	.0%
Totals		22	\$8,533	\$0	\$0	\$8,533	\$0	\$4,308	\$4,225	2.0%
TOTAL		3,428	\$438,490	\$93,577	\$77,605	\$267,308	\$10,250	\$49,648	\$207,411	100.0%

* Current Dental Terminology copyrighted American Dental Association

LAKE HAVASU UNIFIED SCHOOL DISTRICT

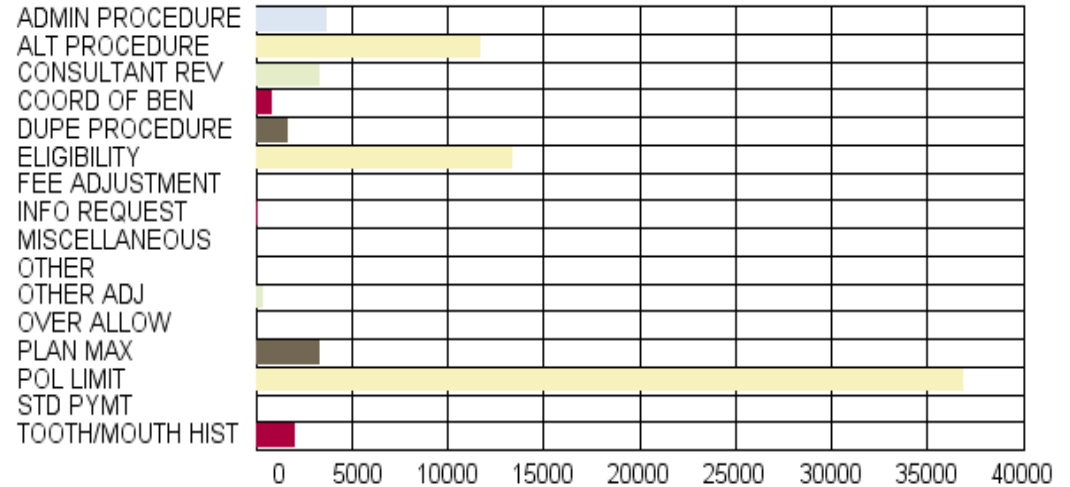
Claim Savings Categories



Policy #: 301248 06/01/2016 through 05/31/2017

Claim Savings Categories	Claim Savings	Claim Savings %
ADMINISTRATIVE PROCEDURE	\$3,721	4.8%
ALTERNATE PROCEDURE	\$11,769	15.2%
CONSULTANT REVIEW	\$3,358	4.3%
COORDINATION OF BENEFITS	\$851	1.1%
DUPLICATE PROCEDURE	\$1,690	2.2%
ELIGIBILITY	\$13,404	17.3%
FEE ADJUSTMENT	\$0	.0%
INFORMATION REQUEST	\$135	.2%
MISCELLANEOUS	\$0	.0%
OTHER	\$0	.0%
OTHER ADJUSTMENTS	\$396	.5%
OVER ALLOWANCE	\$12	.0%
PLAN MAXIMUM	\$3,376	4.4%
POLICY LIMITATION	\$36,894	47.5%
STANDARD PAYMENT	\$0	.0%
TOOTH/MOUTH HISTORY	\$2,000	2.6%
TOTAL	\$77,605	100.0%

Claim Savings by Category



LAKE HAVASU UNIFIED SCHOOL DISTRICT

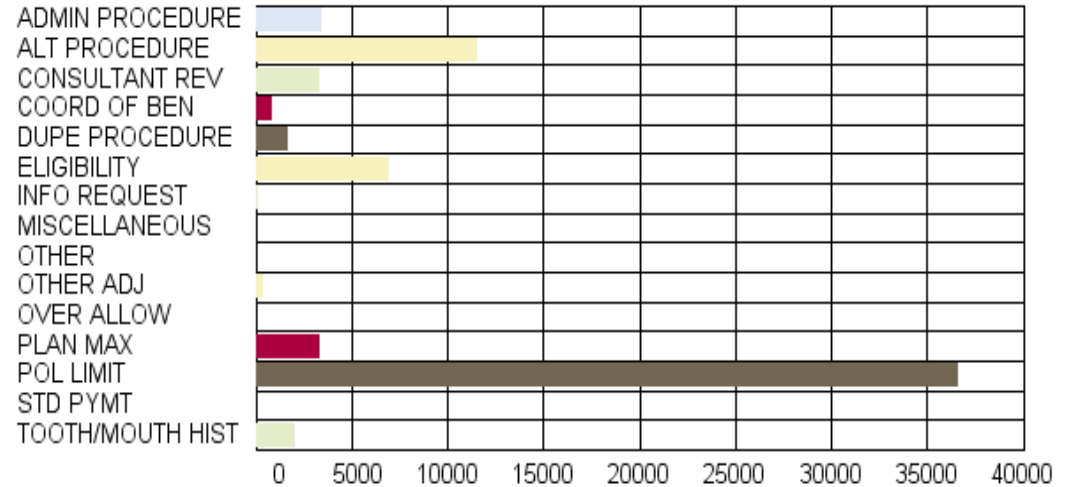
Claim Savings Categories - PPO



Policy #: 301248 06/01/2016 through 05/31/2017

Claim Savings Categories	Claim Savings	Claim Savings %
ADMINISTRATIVE PROCEDURE	\$3,397	4.8%
ALTERNATE PROCEDURE	\$11,521	16.4%
CONSULTANT REVIEW	\$3,358	4.8%
COORDINATION OF BENEFITS	\$851	1.2%
DUPLICATE PROCEDURE	\$1,690	2.4%
ELIGIBILITY	\$6,921	9.8%
INFORMATION REQUEST	\$135	.2%
MISCELLANEOUS	\$0	.0%
OTHER	\$0	.0%
OTHER ADJUSTMENTS	\$396	.6%
OVER ALLOWANCE	\$0	.0%
PLAN MAXIMUM	\$3,376	4.8%
POLICY LIMITATION	\$36,667	52.1%
STANDARD PAYMENT	\$0	.0%
TOOTH/MOUTH HISTORY	\$2,000	2.8%
TOTAL	\$70,311	100.0%

Claim Savings by Category



LAKE HAVASU UNIFIED SCHOOL DISTRICT

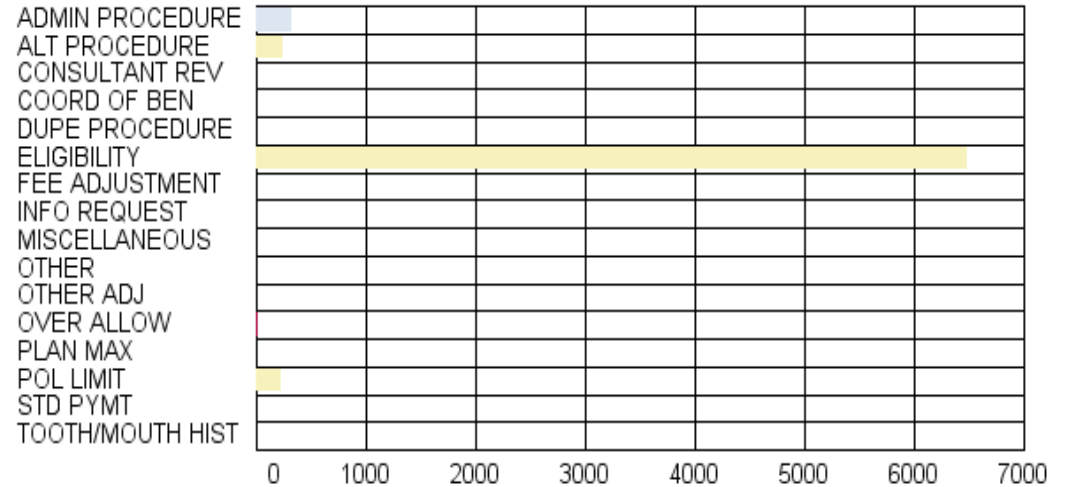
Claim Savings Categories - Non-PPO



Policy #: 301248 06/01/2016 through 05/31/2017

Claim Savings Categories	Claim Savings	Claim Savings %
ADMINISTRATIVE PROCEDURE	\$324	4.4%
ALTERNATE PROCEDURE	\$248	3.4%
CONSULTANT REVIEW	\$0	.0%
COORDINATION OF BENEFITS	\$0	.0%
DUPLICATE PROCEDURE	\$0	.0%
ELIGIBILITY	\$6,483	88.9%
FEE ADJUSTMENT	\$0	.0%
INFORMATION REQUEST	\$0	.0%
MISCELLANEOUS	\$0	.0%
OTHER	\$0	.0%
OTHER ADJUSTMENTS	\$0	.0%
OVER ALLOWANCE	\$12	.2%
PLAN MAXIMUM	\$0	.0%
POLICY LIMITATION	\$227	3.1%
STANDARD PAYMENT	\$0	.0%
TOOTH/MOUTH HISTORY	\$0	.0%
TOTAL	\$7,294	100.0%

Claim Savings by Category



LAKE HAVASU UNIFIED SCHOOL DISTRICT

PPO Savings Illustration



Policy #: 301248 06/01/2016 through 05/31/2017

	Submitted Claims	PPO Savings	Percentage of Total PPO Savings
Actual Submitted Claims	\$438,490	\$93,577	21.3%
50th Percentile U & C	\$443,369	\$98,455	22.2%
90th Percentile U & C	\$523,710	\$178,796	34.1%

*PPO Savings is the difference between a provider's usual charge and the lesser charge a provider agrees to when becoming an Ameritas/First Ameritas PPO provider. Many providers submit claims using PPO charges rather than usual charges, causing actual PPO savings to be understated. To illustrate more accurate savings, Ameritas/First Ameritas has calculated savings based on the 50th and 90th percentile usual and customary charges in an area.