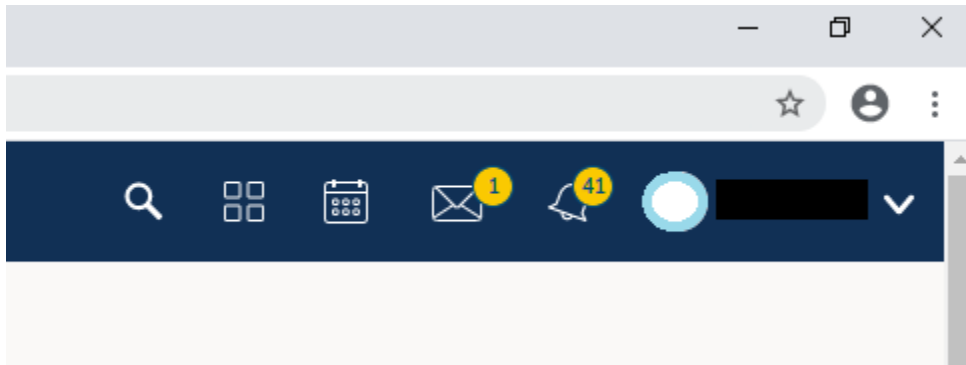
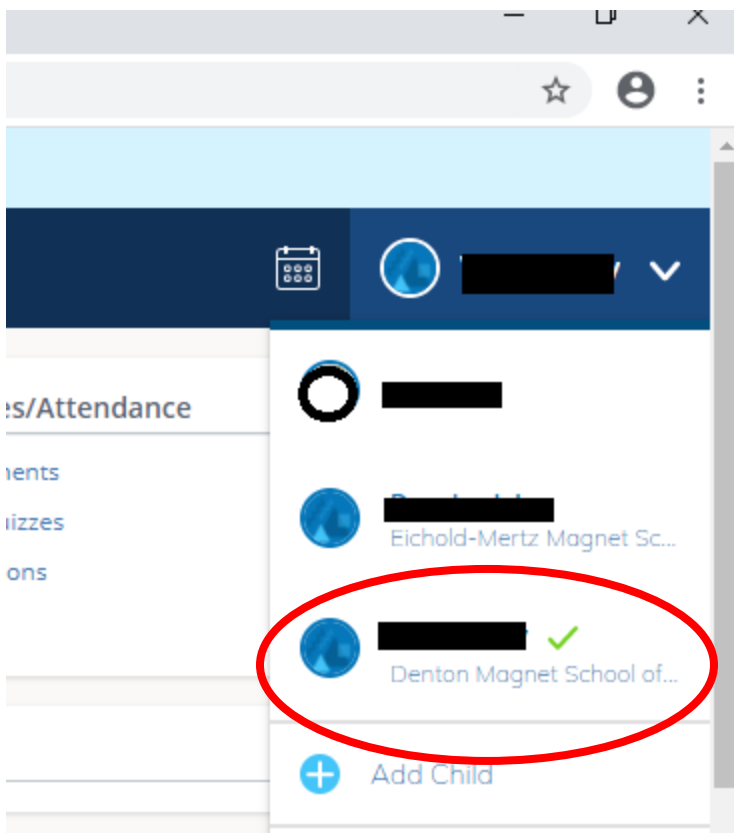


Parents and Grades in Schoology

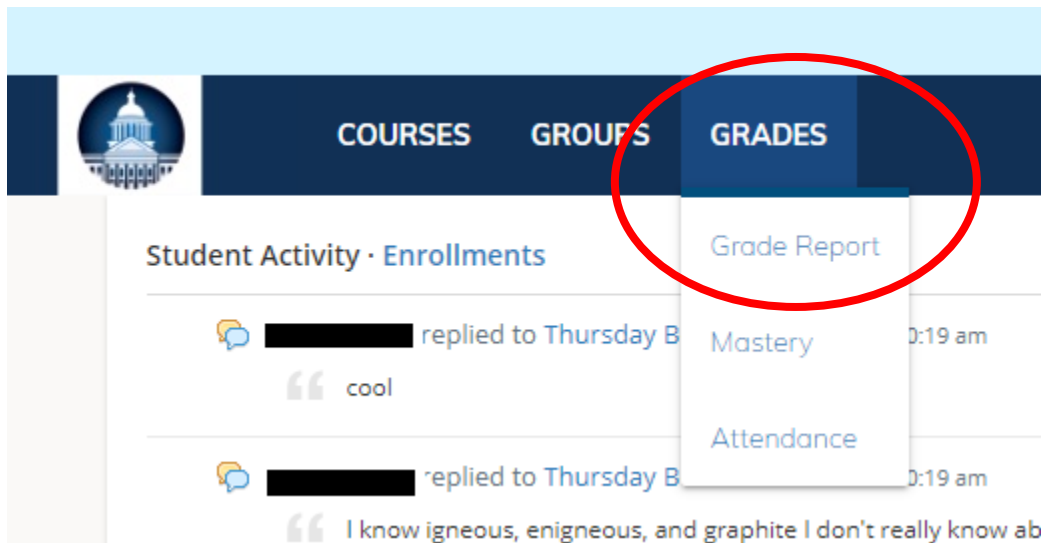
1. Sign in to your schoology account: <https://app.schoology.com>



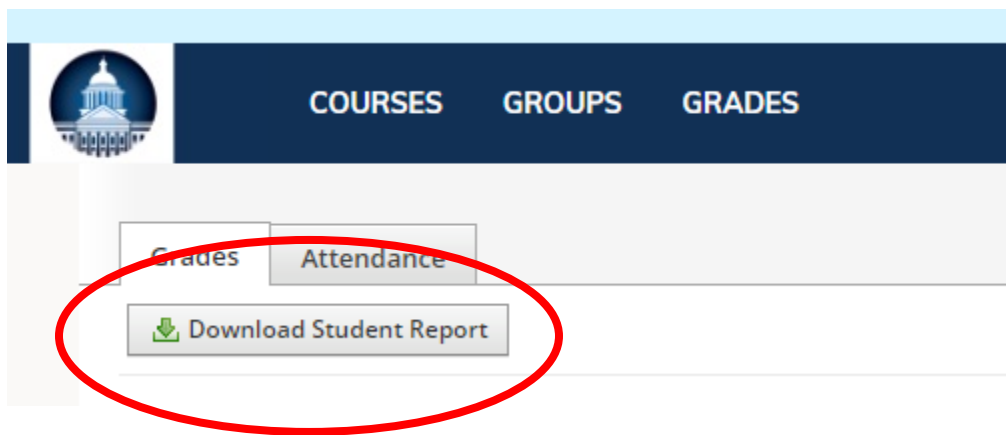
2. Under the **Parent Name** (top right corner) Click to choose your student.



3. Select **Grades** at the top of the menu then **Grade Report**



4. Then click **Download Student Report**



5. Select **Quarter 1** then **Next**

Download Grades/Attendance Report

Export [redacted] Student Report

Select grading period (?): *

- Qtr 1 MS - 2020-21 Sep 1, 2020 to Nov 2, 2020
- Qtr 2 MS - 2020-21 Nov 4, 2020 to Jan 22, 2021
- Qtr 3 MS - 2020-21 Jan 25, 2021 to Mar 26, 2021
- Qtr 4 MS - 2020-21 Mar 29, 2021 to Jun 3, 2021

Next Cancel

6. Select **All Courses** and **Submit**

Download Grades/Attendance Report

Export [redacted] Student Report

Select All

- Design & Model - PLTW - Pilot : 105
- Graphic Arts : 007
- Guidance and Counseling Interv : 008

Show comments for:

- Qtr 1 MS - 2020-21
- Overall

Submit Cancel

7. This will generate a printable summary report that can be saved or printed.



Student ID: [REDACTED]

Mobile County Public Schools
1 Magnum Pass
Mobile, AL 36618

Oct 22, 2020

Parent's Signature:



Teacher's Signature:



 **Design & Model - PLTW - Pilot : 105**

Grades

Qtr 1 MS - 2020-21 (25%) A (94.45%)

Course Grade A (94.45%)

 **Graphic Arts : 007**

Grades

Qtr 1 MS - 2020-21 (25%) A (94.44%)


Course Grade A (94.44%)

 **Guidance and Counseling Interv : 008**

Grades

Qtr 1 MS - 2020-21 (25%) -

Course Grade N/A

 **Honors/Adv SocialStu, Gr PK-6 : 001**

Grades

Qtr 1 MS - 2020-21 (25%) A (98%)