


## REINFORCE ARTICULATION GOALS AT HOME WITH FUN GAMES!

1. **Charades** - Act out your target word
2. **"I Spy"** - Find items around the room that contain your target word
3. **Color in a picture of target words**
4. **Draw a picture of target words**
5. **Turn taking game** - Puzzle, Legos, trains, board game, toss balloon/ball. One word= one game piece/turn
6. **Stack cups** - Build a tower of cups with target words written on the bottom. See how many you can say and stack before the tower falls down
7. **Mystery box** - Cut a hole in an empty box (or use a tissue box) and make a "Mystery Box" for kids to choose target words from
8. **Articulation bingo with words containing your target sound**
9. **Make your own board game with target word pictures**
10. **Use Play Dough to make your target word**
11. **Drive a car/ train/ airplane to target words scattered throughout the room** - Images of words can act as different destinations, train stations, or airports
12. **Scavenger hunt of target word pictures**
13. **Fill in the blank during song singing** - Example: The itsy bitsy \_\_\_\_
14. **Tape target words to the wall, turn the lights off, and find them using a flashlight**
15. **Take turns being the teacher** - Kids often enjoy being the ones in charge and telling the parent what to do and say
16. **Empower the child by allowing them to choose the best day/time to practice**
17. **Choose words the child is motivated to say. Branch out from word lists and find favorite characters, athletes, toys, or common words from their vocabulary with the target sound.**
18. **"Simon Says"** - This is great for children practicing /s/ in the initial position of words
19. **Make a beaded bracelet/necklace** - Each bead = one word




Color in each raindrop as you practice your good S-Blend words

# S-Blends **FOUR IN A ROW**

snap	sting	mask	spell	step	swam
skill	snag	swim	desk	scab	spot
spill	skip	still	sniff	smell	skin
stop	spin	scan	smash	west	skit

**Directions:** Players pick a word, read the word, and color the circle to mark it. First player to get four in a row wins.

Player One \_\_\_\_\_



## S-Blends

# TIC-TAC-TOE

Player Two \_\_\_\_\_

### Game One:

swing	span	sled
scab	still	skip
stop	spin	slug

### Game Two:

swam	step	skid
smock	slot	snap
sped	smash	scan

### Game Three:

stem	scam	slip
spill	spot	stick
skin	stun	swim

# S-Blends Word Work

## Word List 1

smash

S-Blends

1

scab

S-Blends

1

sled

S-Blends

1

skip

S-Blends

1

snap

S-Blends

1

stem

S-Blends

1

spin

S-Blends

1

spot

S-Blends

1

step

S-Blends

1

Name: \_\_\_\_\_

## S-Blends Word Work

Label each picture.



\_\_\_\_\_

-----

\_\_\_\_\_



\_\_\_\_\_

-----

\_\_\_\_\_



\_\_\_\_\_

-----

\_\_\_\_\_



\_\_\_\_\_

-----

\_\_\_\_\_



\_\_\_\_\_

-----

\_\_\_\_\_



\_\_\_\_\_

-----

\_\_\_\_\_



\_\_\_\_\_

-----

\_\_\_\_\_



\_\_\_\_\_

-----

\_\_\_\_\_



\_\_\_\_\_

-----

\_\_\_\_\_

Name: \_\_\_\_\_

## S-Blends Word Work

Fill in the blend.



\_\_ash



\_\_ab



\_\_ed



\_\_ip



\_\_ap



\_\_em



\_\_in



\_\_ot



\_\_ep



S-----



+



nail



=



snail




S-----



+



lip



=



slip



S-----



+



car



=



scar



S-----



+



pen



=



spin



S-----



+



wing



=



swing



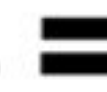
S-----



+



tool



=



stool



S-----



+



mail



=




smell



# Word List

scared  
spider  
sky  
snake  
stormy  
student  
small  
swim  
stem  
sneeze  
snuggle  
stinky  
sniff  
scar  
score  
skyscraper  
slam  
skinny  
slot

smack  
smoke  
sweat  
smudge  
skate  
snack  
space  
spin  
spout  
stage





# S Blends Bingo



snack



scared



student



sky



stinky



skate



spin



small



scar



stem



score



spider

FREE  
SPACE



smoke



smudge



sneeze



slam



snuggle



slot



sweat



stage



stormy



sniff



























spout



space




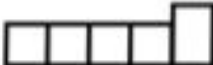

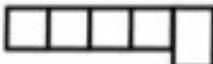

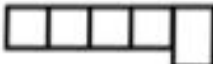

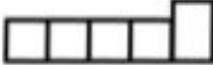


# S Blends Bingo

 snuggle	 stage	 swim	 space	 score
 slam	 snake	 scar	 student	 skinny
 stem	 snack	FREE SPACE	 smoke	 smack
 sky	 sniff	 spider	 spout	 stinky
 small	 scared	 spin	 stormy	 skate

# S Blends

## Cut and Paste

Directions: Look at the picture. Cut and paste the matching word and write the letters in the boxes.

Say it	Paste it	Box it Up	Cut it
			scoop
			sneeze
			smirk
			scarf
			sweep












Name: \_\_\_\_\_

# Find & Write S Blends

Directions: Look at the picture. Color the S blend of each word. Write the word.

<b>WORD BANK:</b>	smirk	skirt	smart	spider
skull	snorkel	sweets	sponge	scarecrow

	SK		SW		SK
	SN		SC		SM
	ST		SN		SW
_____	_____	_____	_____	_____	_____
	SN		SP		SN
	SK		SC		SW
	SP		ST		SP
_____	_____	_____	_____	_____	_____
	SC		SM		SW
	SM		SC		SN
	SK		SN		SK
_____	_____	_____	_____	_____	_____





snol



snam



stin



swom



slep



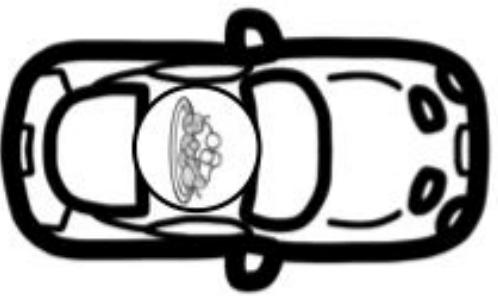

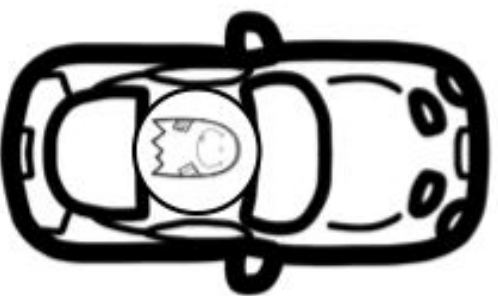
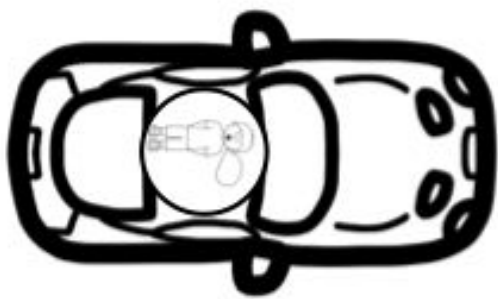
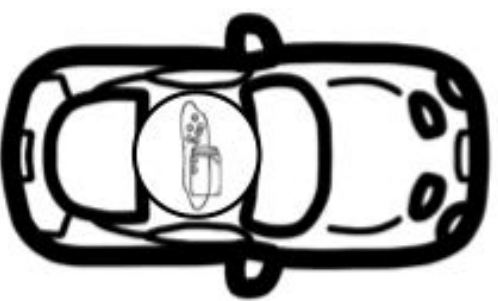


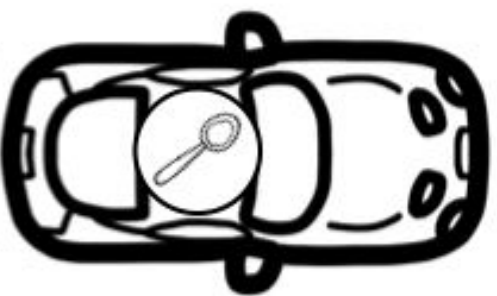
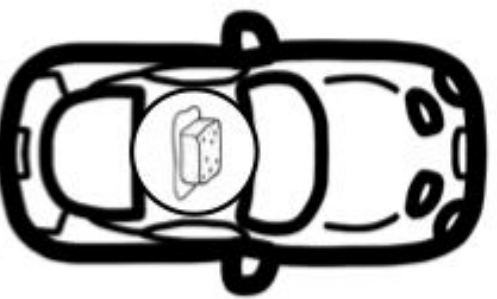

slin





# ARTICULATION RACING MATS

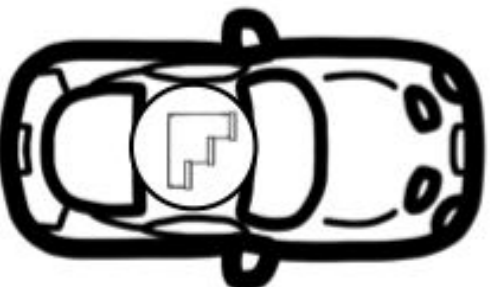


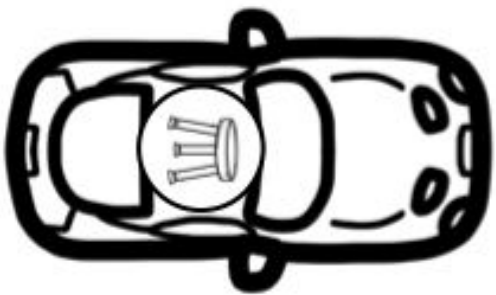
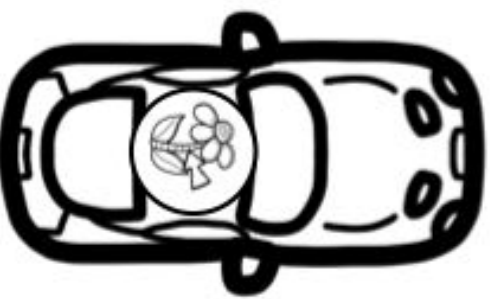

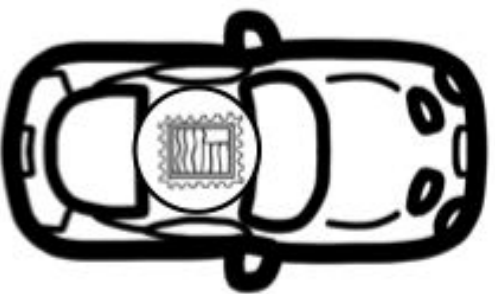
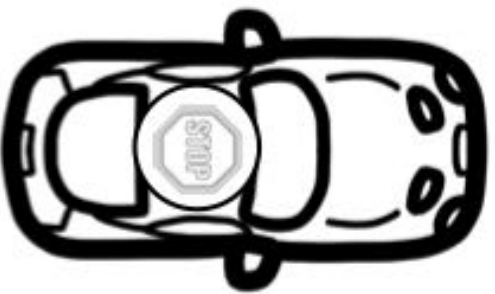
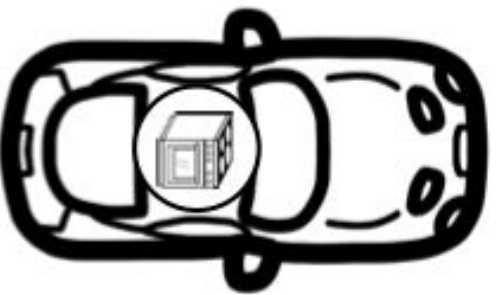

INITIAL SP



WORD LIST: SPIN, SPONGE, SPOON, SPIDER, SPELL, SPILL, SPEAK, SPOOKY, SPACE, SPAGHETTI

# ARTICULATION RACING MATS

INITIAL ST



WORD LIST: STAR, STOVE, STOP, STAMP, STICK, STEM, STOOL, STUMP, STEM, STAIRS

# COLOR & PRACTICE!

## S-BLENDS



SNAIL



SWIMSUIT



SCREW



SWEATER



SNOWMAN




SNOW GLOBE



SCARF




SPATULA




STOOL



STRAWBERRY



STUDENT



STAMP



SCALE



SWIM



STEAK



SWEET



STROLLER



STRAW



SLEIGH



SPILL



SKIRT



STOCKING

Name \_\_\_\_\_

Directions: Read each clue. Write your answer in the box.

Type of meat  
you can eat


ST

Part of your  
body

You cook on  
this

Animal that lives  
in the ocean

Something you  
read



Name \_\_\_\_\_

**Directions:** Read each clue. Write your answer in the box.

What you wear  
when you are cold

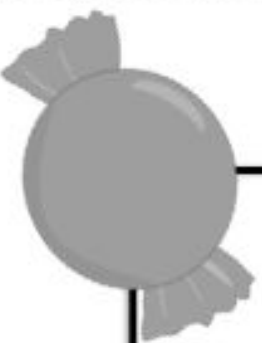
SW

You do this  
with a broom

Candy is...

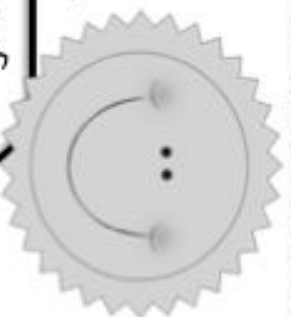
You can do this  
in a pool

You can do  
this on a  
playground



Name \_\_\_\_\_

Directions: Read each clue. Write your answer in the box.



What you do  
when you are  
happy

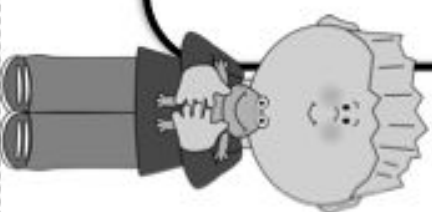
SM

Opposite of  
rough

Opposite of big

Part of a fire

Another word for  
clever




Name \_\_\_\_\_

Directions: Read each clue. Write your answer in the box.

Used to measure  
weight

You wear this  
in the winter




SC or  
SCK

You do this to  
an itch

Monsters are ...

Another word  
for yell



Name: \_\_\_\_\_

Count how many times you see each **S blend** and write in on the lines. Then color in the graph.

scent

slot

smart

scar

slam

slow

score

sleet

smile

sc \_\_\_\_\_

sl \_\_\_\_\_

sm \_\_\_\_\_

4

3

2

1


sc

sl

sm





Name: \_\_\_\_\_

Sc blends

Sm blends

Cut out the pictures and glue them under the correct blend.



Name: \_\_\_\_\_

Color the sc- blends purple and sp- blends orange.

scale

scare

space

spout

spill

scar

scarf

spin

scab

scuff

scout