

Pickens County School District

Elementary Kindergarten


Extended Learning for Reading and Math

Beginning Consonants B, C, and D

Say the name of each picture.

 Write the letter that begins each word on the line.
























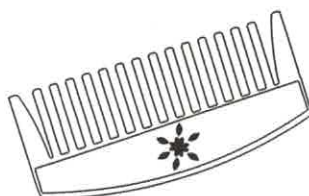





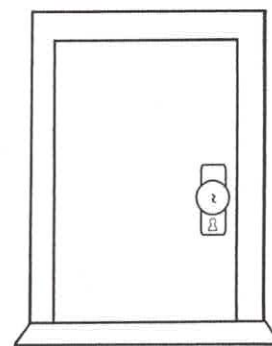


Color the pictures that begin with B.



Color the pictures that begin with C.



Color the pictures that begin with D.



Name : _____

Date : _____

Left and Right Worksheet

Read and follow the directions in each box.




Circle the truck on the left.



Circle the bicycle on the right.



Circle the plane on the right.



Circle the ship on the left.



Circle the bus on the right.



Last Letter on the Farm

1. Look at the pictures of things you could find on a farm.
2. Say the name of each picture.
3. Listen to the ending sound.
4. Choose the correct letter to complete each word and write it on the line.




duc__



do__




cor__




pi__



bar__



rabbi__



tracto__



chicke__

Beginning Sounds

In each row, say the name of the pictures and read each letter. Circle the letter that makes the same beginning sound as the picture names.



b

d



j

g



h

k



n

m



w

u

Alphabet Activity #1

Write each letter three times.

A _____

a _____

Draw a circle around each upper case **A** and each lower case **a**.

E	A	q	K	R	z	a	P	C	V
A	m	d	a	S	F	J	r	A	n
j	f	a	W	A	o	t	N	a	Y
y	c	U	a	I	x	a	s	D	A
A	Q	a	B	Z	i	O	A	H	v
a	G	w	X	A	e	a	T	k	p
h	I	A	L	u	a	M	g	A	a

Practice writing these words that begin with letter **a**.

ant _____



apple _____



Write the letter that comes before...

_____ B

_____ C

_____ G

_____ Q

_____ T

_____ Z

Write the letter that comes after...

n _____

o _____

m _____

d _____

x _____

f _____

Alphabet Activity #2

Write each letter three times.


B _____

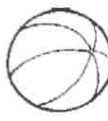
b _____

Draw a circle around each upper case **B** and each lower case **b**.

B	e	k	D	b	q	G	b	d	X
j	n	B	t	H	M	R	i	o	B
P	b	A	b	S	f	B	p	w	E
B	I	U	L	B	V	c	J	b	s
v	a	b	W	g	Z	b	Y	N	B
F	O	B	y	K	u	C	b	x	z
l	b	h	B	r	b	m	Q	B	T

Practice writing these words that begin with letter **b**.

bat _____ 

ball _____ 

Write the letter that comes before...

_____ N

_____ D

_____ S

_____ P

_____ V

_____ R

Write the letter that comes after...

a _____

e _____

q _____

p _____

l _____

j _____

Alphabet Activity #3

Write each letter three times.


C _____


c _____

Draw a circle around each upper case C and each lower case c.

a	C	H	M	c	D	c	I	o	F
L	O	c	R	g	C	K	y	C	s
C	f	A	C	V	j	u	c	p	T
G	l	n	q	w	C	Z	d	N	c
c	E	C	i	P	B	c	X	v	k
U	z	t	Y	c	C	d	W	c	x
J	C	b	Q	e	m	h	r	C	S

Practice writing these words that begin with letter c.

cow _____ 

car _____ 

Write the letter that comes before...

_____ U
 _____ K
 _____ M
 _____ E
 _____ X
 _____ H

Write the letter that comes after...

i _____
 s _____
 a _____
 v _____
 k _____
 c _____

Alphabet Activity #4

Write each letter three times.


D _____


d _____

Draw a circle around each upper case **D** and each lower case **d**.

H	A	e	D	g	y	c	I	U	D
d	l	Q	k	D	D	L	o	d	w
t	D	a	Y	F	q	P	d	Z	G
M	s	v	D	d	N	d	T	C	V
D	p	C	h	B	d	J	m	D	i
f	x	d	W	j	D	r	X	b	D
R	K	O	z	S	u	b	E	D	n

Practice writing these words that begin with letter **d**.

dog _____ 

drum _____ 

Write the letter that comes before. . .

_____ F

_____ O

_____ W

_____ I

_____ L

_____ U

Write the letter that comes after . . .

g _____

t _____

h _____

u _____

r _____

y _____

Alphabet Activity #5

Write each letter three times.


E _____


e _____

Draw a circle around each upper case E and each lower case e.

D	a	E	a	I	e	Y	u	N	E
s	e	g	K	f	m	E	h	t	U
x	H	l	E	E	J	y	e	B	e
E	n	Q	v	e	Z	P	E	X	E
k	C	e	S	d	o	E	T	p	O
M	b	L	e	E	c	V	e	F	i
r	E	w	G	j	R	x	W	E	q

Practice writing these words that begin with letter e.

elephant _____ 

eye _____ 

Write the letter that comes before...

_____ D

_____ E

_____ X

_____ J

_____ B

_____ N

Write the letter that comes after...

p _____

g _____

w _____

k _____

q _____

l _____

Alphabet Activity #6

Write each letter three times.

F _____

f _____

Draw a circle around each upper case **F** and each lower case **f**.

N	r	b	I	f	F	v	O	f	D
x	e	V	Y	h	f	R	c	F	g
H	F	J	q	F	L	T	z	w	K
t	k	P	F	A	Z	F	E	s	f
Q	C	f	d	f	U	G	j	F	Y
f	y	l	S	M	F	p	E	n	F
B	F	m	u	i	c	W	f	X	a

Practice writing these words that begin with letter f.

flute _____



frog _____



Write the letter that comes before. . .

_____ W

_____ S

_____ Y

_____ K

_____ R

_____ G

Write the letter that comes after . . .

y _____

b _____

f _____

t _____

o _____

x _____

Alphabet Activity #7

Write each letter three times.


G _____


g _____

Draw a circle around each upper case **G** and each lower case **g**.

D	j	G	E	a	U	q	M	G	B
W	F	i	u	r	g	H	g	X	h
I	x	T	G	N	z	c	q	G	O
J	k	G	A	f	L	G	g	I	p
e	G	s	g	V	b	Q	o	g	R
y	t	g	G	n	G	v	Y	G	m
C	g	S	d	w	K	g	P	g	Z

Practice writing these words that begin with letter **g**.

goose _____ 

globe _____ 

Write the letter that comes before...

_____ M

_____ Q

_____ T

_____ H

_____ Z

_____ O

Write the letter that comes after...

b _____

i _____

u _____

c _____

j _____

n _____

Alphabet Activity #8

Write each letter three times.


H _____


h _____

Draw a circle around each upper case H and each lower case h.

H	a	E	v	h	T	n	Z	H	e
m	U	H	b	S	j	h	A	o	H
y	D	i	u	h	F	Y	H	R	w
L	h	O	s	M	z	H	d	B	h
x	V	q	H	J	p	g	X	I	G
f	K	h	N	r	W	K	h	J	Q
t	I	C	h	H	c	B	P	k	H

Practice writing these words that begin with letter h.

house _____ 

horse _____ 

Write the letter that comes before. . .

_____ I

_____ V

_____ P

_____ J

_____ Y

_____ L

Write the letter that comes after . . .

m _____

h _____

d _____

s _____

v _____

r _____

Alphabet Activity #9

Write each letter three times.

I _____

i _____

Draw a circle around each upper case I and each lower case i.

i	A	f	I	E	u	I	c	M	I
G	o	t	Q	i	L	w	k	F	i
e	I	a	G	m	X	i	U	B	T
P	i	K	I	D	g	H	q	I	d
n	V	i	J	L	R	i	c	Y	a
C	v	O	h	I	p	Z	x	r	I
I	b	s	N	z	W	j	i	S	y

Practice writing these words that begin with letter i.

igloo _____



iguana _____



Write the letter that comes before...

_____ M

_____ T

_____ H

_____ E

_____ R

_____ Y

Write the letter that comes after...

b _____

h _____

m _____

o _____

w _____

l _____

Alphabet Activity #10

Write each letter three times.

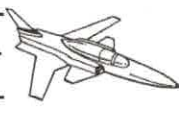
J _____


j _____

Draw a circle around each upper case J and each lower case j.

J	n	e	W	J	s	j	b	P	I
o	B	x	j	I	f	D	Y	Q	J
H	j	a	G	t	O	J	Z	w	E
d	M	K	J	h	g	y	J	X	j
L	r	J	k	T	j	F	m	R	c
j	A	N	V	u	J	S	j	t	j
C	i	v	J	M	h	p	U	z	q

Practice writing these words that begin with letter j.

jet _____ 

jaguar _____ 

Write the letter that comes before. . . Write the letter that comes after . . .

_____ U

a _____

_____ I

i _____

_____ Q

r _____

_____ B

y _____

_____ K

f _____

_____ W

k _____

Alphabet Activity #11

Write each letter three times.


K _____


k _____

Draw a circle around each upper case K and each lower case k.

J	e	n	W	K	s	k	b	P	I
o	B	x	k	I	f	Y	D	q	K
H	k	a	G	t	O	K	Z	w	E
L	N	K	j	h	y	g	K	X	k
d	K	r	k	T	k	F	m	R	c
k	A	M	V	u	K	S	k	t	k
C	i	v	K	M	h	p	U	z	Q

Practice writing these words that begin with letter k.

kite _____ 

kangaroo _____ 

Write the letter that comes before. . . Write the letter that comes after . . .

_____ C

j _____

_____ N

y _____

_____ F

q _____

_____ L

e _____

_____ D

u _____

_____ P

g _____

Alphabet Activity #12

Write each letter three times.


L _____


l _____

Draw a circle around each upper case L and each lower case l.

l	b	J	e	Q	L	C	I	l	n
G	k	O	L	v	p	j	W	r	U
m	s	L	X	D	l	E		L	B
A	L	f	J	H	w	l	M	Y	t
u	T	z	R	l	L	c	l	i	F
h	P	l	o	V	T	S	x	L	Z
L	d	y	L	g	K	a	q	N	l

Practice writing these words that begin with letter l.

lion _____ 

lock _____ 

Write the letter that comes before...

_____ S

_____ G

_____ J

_____ V

_____ X

_____ F

Write the letter that comes after...

n _____

c _____

d _____

t _____

d _____

s _____

Alphabet Activity #13

Write each letter three times.

M _____

m _____

Draw a circle around each upper case **M** and each lower case **m**.

m	D	J	a	S	c	M	e	A	n
H	r	q	U	M	y	F	N	m	z
i	C	m	R	h	T	M	I	K	V
M	W	x	O	m	w	N	d	M	f
Q	s	M	E	p	G	m	B	X	o
j	I	k	b	Z	M	g	J	v	W
m	G	P	t	M	u	Y	c	L	m

Practice writing these words that begin with letter **m**.

moon _____



mouse _____



Write the letter that comes before. . . Write the letter that comes after . . .

_____ N

s _____

_____ G

i _____

_____ I

l _____

_____ R

c _____

_____ U

n _____

_____ K

w _____

Alphabet Activity #14

Write each letter three times.


N _____


n _____

Draw a circle around each upper case N and each lower case n.

D	n	J	N	A	y	N	e	A	n
N	r	q	S	U	M	F	H	n	z
C	i	n	R	h	T	N	l	K	V
N	W	x	O	n	w	m	f	d	N
Q	s	N	p	E	G	n	B	X	o
k	I	j	b	Z	N	g	J	v	W
n	P	G	t	N	u	Y	c	L	n

Practice writing these words that begin with letter n.

newt _____ 

net _____ 

Write the letter that comes before...

_____ M

_____ X

_____ J

_____ Q

_____ O

_____ B

Write the letter that comes after...

g _____

a _____

m _____

w _____

y _____

f _____

Alphabet Activity #15

Write each letter three times.

O _____

o _____

Draw a circle around each upper case O and each lower case o.

O	b	J	q	v	d	g	L	o	A
Y	P	o	e	S	z	O	F	U	N
n	K	H	j	O	a	R	k	G	X
C	O	u	x	H	p	o	O	m	D
V	c	s	f	o	B	T	I	O	D
o	E	O	G	Z	I	W	h	o	w
i	Q	y	K	O	r	c	M	t	o

Practice writing these words that begin with letter o.

olive _____

owl _____



Write the letter that comes before...

_____ L

_____ T

_____ P

_____ V

_____ C

_____ S

Write the letter that comes after...

j _____

b _____

o _____

u _____

e _____

h _____

Alphabet Activity #16

Write each letter three times.


P _____


p _____

Draw a circle around each upper case P and each lower case p.

E	h	P	h	A	l	p	Q	b	D
p	S	u	X	p	Z	l	e	P	x
L	d	p	I	n	M	P	W	y	O
m	P	F	k	o	p	o	t	p	p
T	z	v	Y	P	H	a	R	f	V
K	c	P	U	g	q	N	s	w	P
j	p	G	i	B	J	r	p	C	d

Practice writing these words that begin with letter p.

pencil _____ 

pig _____ 

Write the letter that comes before...

_____ F
 _____ W
 _____ Q
 _____ C
 _____ D
 _____ Z

Write the letter that comes after...

y _____
 o _____
 j _____
 x _____
 r _____
 k _____

Alphabet Activity #17

Write each letter three times.

Q _____

q _____

Draw a circle around each upper case Q and each lower case q.

A	q	n	Q	f	X	c	i	q	G
j	V	b	p	K	Q	S	Q	D	P
Q	y	O	T	q	L	h	W	t	q
d	q	e	Z	a	v	Q	F	w	N
Q	R	J	q	x	k	m	q	r	U
l	u	q	Y	H	o	Q	I	q	g
B	Q	E	M	z	s	C	w	p	Q

Practice writing these words that begin with letter q.

quail



queen



Write the letter that comes before. . .

_____ H

_____ Y

_____ B

_____ E

_____ U

_____ R

Write the letter that comes after . . .

d _____

t _____

v _____

p _____

i _____

s _____

Alphabet Activity #18

Write each letter three times.


R _____


r _____

Draw a circle around each upper case **R** and each lower case **r**.

A	r	n	R	f	X	c	i	r	G
j	V	b	p	K	R	S	R	D	P
R	y	O	T	r	L	h	W	t	r
d	r	e	Z	Q	v	R	F	w	R
R	N	J	r	x	k	m	r	q	U
l	u	r	Y	H	o	R	I	r	g
B	a	E	M	z	s	C	w	p	R

Practice writing these words that begin with letter **r**.

rabbit _____ 

ring _____ 

Write the letter that comes before. . .

_____ Z

_____ S

_____ G

_____ B

_____ N

_____ W

Write the letter that comes after . . .

q _____

g _____

a _____

f _____

l _____

p _____

Alphabet Activity #19

Write each letter three times.

S _____

s _____

Draw a circle around each upper case **S** and each lower case **s**.


S	e	k	D	s	q	G	s	d	X
j	n	S	t	H	M	R	i	o	S
P	s	A	s	S	f	B	p	w	E
S	I	U	L	S	V	c	J	s	s
v	a	s	W	g	Z	s	Y	N	S
F	O	S	y	K	u	C	s	x	z
l	b	h	S	r	s	m	Q	S	T

Practice writing these words that begin with letter **s**.

seal _____



square _____



Write the letter that comes before...

_____ I
 _____ T
 _____ D
 _____ L
 _____ F
 _____ O

Write the letter that comes after...

j _____
 v _____
 r _____
 c _____
 x _____
 e _____

Alphabet Activity #20

Write each letter three times.

T _____

t _____

Draw a circle around each upper case T and each lower case t.

a	T	H	M	t	D	t	I	o	F
L	O	t	R	g	T	K	y	T	s
T	f	A	C	V	j	u	t	p	T
G	l	n	q	w	T	Z	d	N	t
t	E	T	i	P	B	t	X	v	k
U	z	t	Y	c	T	d	W	t	x
J	T	b	Q	e	m	h	r	T	S

Practice writing these words that begin with letter t.

tree



turtle



Write the letter that comes before...

_____ D

_____ M

_____ P

_____ H

_____ X

_____ V

Write the letter that comes after...

i _____

w _____

s _____

h _____

n _____

d _____

Alphabet Activity #21

Write each letter three times.


U _____


u _____

Draw a circle around each upper case U and each lower case u.

H	A	e	U	g	y	c	I	U	U
u	l	Q	k	D	U	L	o	u	w
t	U	a	Y	F	q	P	u	Z	G
M	s	v	U	u	N	u	T	C	V
U	p	C	h	B	u	J	m	U	i
f	x	u	W	j	U	r	X	b	d
R	K	O	z	S	u	b	E	U	n

Practice writing these words that begin with letter u.

unicorn _____ 

umbrella _____ 

Write the letter that comes before...

_____ K

_____ J

_____ V

_____ O

_____ B

_____ H

Write the letter that comes after...

b _____

t _____

d _____

b _____

q _____

m _____

Alphabet Activity #22

Write each letter three times.


V _____


v _____

Draw a circle around each upper case V and each lower case v.

v	A	f	V	E	u	V	c	M	I
G	o	t	Q	v	L	w	k	F	v
e	V	a	I	m	X	v	U	B	T
P	i	K	V	D	g	H	q	V	d
n	V	v	J	L	R	v	c	Y	a
C	v	O	h	V	p	Z	x	r	V
V	b	s	N	z	W	j	v	S	y

Practice writing these words that begin with letter v.

violin _____ 

vulture _____ 

Write the letter that comes before. . .

_____ P

_____ Y

_____ N

_____ W

_____ S

_____ U

Write the letter that comes after . . .

u _____

c _____

g _____

a _____

n _____

p _____

Alphabet Activity #23

Write each letter three times.

W _____

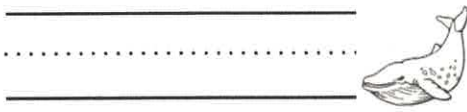
w _____

Draw a circle around each upper case **W** and each lower case **w**.

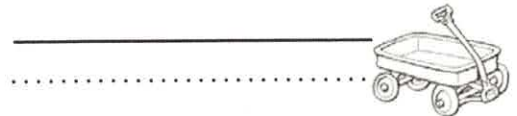
J	e	n	W	K	s	w	b	P	I
o	B	x	w	I	f	Y	D	q	W
H	w	a	G	t	O	W	Z	k	E
L	N	W	j	h	y	g	W	X	w
d	W	r	w	T	w	F	m	R	c
w	A	M	V	u	W	S	w	t	w
C	i	v	W	M	h	p	U	z	Q

Practice writing these words that begin with letter **w**.

whale



wagon



Write the letter that comes before. . .

_____ X

_____ G

_____ V

_____ T

_____ C

_____ I

Write the letter that comes after . . .

k _____

s _____

v _____

b _____

m _____

e _____

Alphabet Activity #24

Write each letter three times.


X _____


x _____

Draw a circle around each upper case **X** and each lower case **x**.

D	a	X	a	I	x	Y	u	N	X
s	x	g	K	f	m	X	h	t	U
x	H	l	e	X	J	y	x	B	x
X	n	Q	v	x	Z	P	c	X	E
k	C	x	S	d	o	X	T	p	O
M	b	L	x	X	c	V	x	F	i
r	X	w	G	j	R	x	W	X	q

Practice writing these words that begin with letter **x**.

x-ray _____ 

xylophone _____ 

Write the letter that comes before. . .

_____ Y

_____ E

_____ K

_____ M

_____ Q

_____ U

Write the letter that comes after . . .

w _____

h _____

a _____

l _____

o _____

r _____

Alphabet Activity #25

Write each letter three times.


Y _____


y _____

Draw a circle around each upper case Y and each lower case y.

O	b	J	q	v	d	g	L	y	A
Y	P	y	e	S	z	Y	F	U	N
n	K	H	j	Y	a	R	k	G	X
C	Y	u	x	H	p	y	Y	m	D
V	c	s	f	y	B	T	I	Y	D
o	E	Y	G	Z	I	W	h	y	w
i	Q	y	K	Y	r	c	M	t	y

Practice writing these words that begin with letter y.

yak _____ 

yarn _____ 

Write the letter that comes before...

_____ Z

_____ F

_____ L

_____ O

_____ P

_____ R

Write the letter that comes after...

x _____

f _____

t _____

y _____

p _____

q _____

Alphabet Activity #26

Write each letter three times.


Z _____


z _____

Draw a circle around each upper case Z and each lower case z.

A	z	n	Z	f	X	c	i	z	G
j	V	b	p	K	Z	S	Z	D	P
Z	y	O	T	z	L	h	W	t	z
d	z	e	Q	a	v	Z	F	w	N
Z	R	J	z	x	k	m	q	r	U
l	u	z	Y	H	o	Z	I	z	g
B	Z	E	M	z	s	C	w	p	Z

Practice writing these words that begin with letter z.

zebra _____ 

zipper _____ 

Write the letter that comes before...

_____ C

_____ M

_____ O

_____ D

_____ E

_____ P

Write the letter that comes after...

y _____

e _____

s _____

o _____

q _____

g _____

See, Say, Write, and Read!

The

can

jump

The

can

jump

The



cow

can jump.




The



frog

can jump.



The



boy

can jump.



A Day in Kindergarten

by ReadWorks



Photo Credit: Steve Parker

In Keesha's kindergarten classroom, the day started with meeting time. The children sang a song each day.

They also talked about the weather. Next, they had show-and-tell. Today Tim talked about his toy spaceship. He passed it around for everyone to see.

Then it was reading time. The letter of the week was d. Ms. Clarke read a book about dolphins.

The children had time to draw pictures. Keesha drew a picture of her favorite animal. It was a dolphin!

meeting meet · ing

Definition

noun

1. a gathering of people for a particular purpose.

Our company has weekly staff meetings.

2. the act of coming face to face; encounter.

Our meeting at the library was a pleasant surprise.

3. a coming together or joining.

A large rock marked the meeting of two paths.

These are some examples of how the word or forms of the word are used:

1. In Keesha's kindergarten classroom, the day started with **meeting** time. The children sang a song each day.
2. "Guys," the lion said, "I know I'm a guest and I don't mean to be a pain, but I had a really late night last night and I have a client **meeting** at 10, so I was really hoping to sleep in. Do you think you guys could keep it down just a little bit?"

weather**weath · er****Definition****noun**

1. the conditions outside. Weather concerns such things as temperature, rain, snow, sun, and other things.

What is the weather like in Chicago today?

I don't like this hot weather!

These are some examples of how the word or forms of the word are used:

1. Summer is a time of sunshine and hot **weather**. In autumn, the weather gets cooler.
2. Hurricanes are spinning storms. The center of the storm is called the eye. The **weather** is calm in the eye.
3. The **weather** was bad. The winds were strong. The ship did not end up in Virginia. It landed in Plymouth instead.

Name: _____ Date: _____

1. How did the day start in Keesha's kindergarten classroom?



with reading time



with meeting time

2. What do the children do during meeting time?



sing a song



run

3. What comes after meeting time?



reading time



show and tell

4. When show-and-tell is over, what time is it?



reading time



sleeping time

5. What did Ms. Clarke read about for reading time?

6. What did you learn from "A Day in Kindergarten"?

7. Draw a picture of reading time in Keesha's classroom.

A Cool Pool!

by ReadWorks



The day was hot. The sunshine was warm. Ava's mother filled the wading pool.

"May I get in?" Ava asked.

She jumped into her pool. Brrrr! It felt cold. This was not fun! Ava's mother called her for lunch. Later, Ava got back into her pool. Now the water felt warm. Ava splashed and laughed.

fill**fill****Definition****verb**

1. to cause to become full; put as much as possible into.

He filled the bag with leaves.

2. to prepare or make up.

The pharmacy filled my prescription for cough medicine.

These are some examples of how the word or forms of the word are used:

1. Jimmy put the tire back on the bike. Then he used Lashona's pump to **fill** the tire with air again. Now his bike was ready to go!
2. Try this experiment. **Fill** a cup with water. Then put it in the freezer at night. In the morning, take out the cup. You will see that the water has turned into ice.
3. A place where they found water was called a well. People lined the inside of the well with stones. They tied a long rope to a pail. A pail is a type of bucket. They dropped the pail down into the well. The pail **filled** with water.

pool**pool****Definition****noun**

1. any small still area of liquid that has collected on something.

A pool of water formed in the basement after the heavy rain.

2. a large, deep container that is filled with water and used to swim in. A pool is often in the ground.

My neighbors invited us to swim in their pool.

These are some examples of how the word or forms of the word are used:

1. The White House has 132 rooms. It has 35 bathrooms. It has a swimming **pool** and a movie theater.
2. "Look, Tamara!" her brother called suddenly. The trail had ended. Tamara and her family were at a **pool** at the bottom of a waterfall. Tamara looked up at the water rushing down and at the fish swimming in the **pool**.
3. The summer sun warmed the cement under Alisa's bare feet as she walked around the edge of the town **pool**. Her friend Maria was waiting for her by the diving boards. "Come on, Alisa," Maria said. "Let's jump off the high dive."

sunshine

sun · shine

Definition


noun

1. the bright light of the sun when it is not hidden by clouds.
-

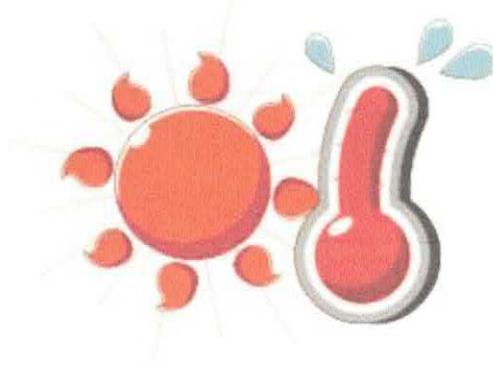
These are some examples of how the word or forms of the word are used:

1. Summer is a time of **sunshine** and hot weather. In autumn, the weather gets cooler. The leaves fall off trees.
2. Sunflowers grow in fields. They need **sunshine** and warmth to grow from seed to flower. And sunflowers need lots of water!

Name: _____ Date: _____

1. What is the weather like in the story?*cool and cloudy**hot and sunny***2. What is Ava doing today?***swimming in her pool**playing at the park*

3. How did the water feel when Ava jumped into her pool in the morning?




warm



cold

4. How did the water feel when Ava got back into her pool after lunch?



warm



cold

5. When does Ava have fun splashing and laughing in her pool?

6. What did you learn from "A Cool Pool"?

7. Draw a picture of Ava splashing and laughing in her pool.



Dear Parent,

We know that learning can happen anyplace at any time. As we strive to secure a safe learning environment for our students, we are partnering with **Imagine Learning**.

Your child can log in and continue learning while outside of the classroom and at home with this program(s). To get started, please visit this website, www.imaginelearning.com/at-home and watch the quick introduction videos—available in English and Spanish. You can also download the parent letter (available in various languages) with brief log-in details.

If you have questions or need help, feel free to reach out directly to **Imagine Learning's Customer Care Team** at:

Imagine Learning Customer Care
Monday-Friday: 6 am – 6 pm MT
support@imaginelearning.com
866.457.8776
support.imaginelearning.com

Enjoy using the Imagine Learning at home. Stay safe!

Sincerely,

Pickens County School District



Common Core Mathematics Practice for

Kindergarten

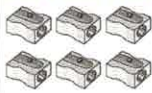






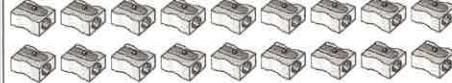


Name: _____

CCSS.Math.Content.K.CC.B.5 - Worksheet #15103

Standard: CCSS.Math.Content.K.CC.B.5

Description: Count to answer "how many?" questions about as many as 20 things arranged in a line, a rectangular array, or a circle, or as many as 10 things in a scattered configuration; given a number from 1-20, count out that many objects.

Word Problems: How Many in the Array (Up to 20)?:

<p>1. Count the sharpeners aloud. Write the correct number:</p> 	<p>6. Count the sharpeners aloud. Write the correct number:</p> 
<p>2. Count the ink wells aloud. Write the correct number:</p> 	<p>7. Count the sissors aloud. Write the correct number:</p> 
<p>3. Count the sissors aloud. Write the correct number:</p> 	<p>8. Count the tape_dispensers aloud. Write the correct number:</p> 
<p>4. Count the compasses aloud. Write the correct number:</p> 	<p>9. Count the sharpeners aloud. Write the correct number:</p> 
<p>5. Count the ink wells aloud. Write the correct number:</p> 	<p>10. Count the binder clips aloud. Write the correct number:</p> 

Printable #: 15103-CCSS.Math.Content.K.CC.B.5. Images © Graphics Factory.com

Copyright 2013-2015 by Internet4Classrooms Corporation. All Rights Reserved. For more Common Core Resources: https://www.Internet4classrooms.com/common_core

1. This may be printed and reproduced by teachers, parents and students for classroom or homework usage.

2. It is acceptable to link to this page on other websites and in emails using the title above and the following URL:

https://www.internet4classrooms.com/printables/common_core/math_mathematics_kindergarten/15103-CCSS.Math.Content.K.CC.B.5.htm or simply: <http://i4c.xyz/ya0649mf>.

3. This image and data thereon may not be sold, published online or in print by anyone else.

Teachers may request access to an answer key for all Internet4Classrooms printable practice sheets by going here: <http://i4c.xyz/n89msyv>.



Common Core Mathematics Practice for

Kindergarten

Name: _____

CCSS.Math.Content.K.CC.A.3 - Worksheet #22008

Standard: CCSS.Math.Content.K.CC.A.3

Description: Write numbers from 0 to 20. Represent a number of objects with a written numeral 0-20 (with 0 representing a count of no objects).

Count the dots (11-20):

1. Count the dots: • • • • • • • • • •	6. Count the dots: • • • • • • • • • • •
2. Count the dots: • • • • • • • • • •	7. Count the dots: • • • • • • • • • • • • • •
3. Count the dots: • • • • • • • • • • • • • • •	8. Count the dots: • • • • • • •
4. Count the dots: • • • • • • • • • •	9. Count the dots: • • • • • • • • • • • • •
5. Count the dots: • • • • • • • • • •	10. Count the dots: • • • • • • • • • •

Printable #: 22008-CCSS.Math.Content.K.CC.A.3

Copyright 2013-2015 by Internet4Classrooms Corporation. All Rights Reserved. For more Common Core Resources: https://www.internet4classrooms.com/common_core

1. This may be printed and reproduced by teachers, parents and students for classroom or homework usage.

2. It is acceptable to link to this page on other websites and in emails using the title above and the following URL:

https://www.internet4classrooms.com/printables/common_core/math_mathematics_kindergarten/22008-CCSS.Math.Content.K.CC.A.3.htm or simply: <http://i4c.xyz/yab3778y>.

3. This image and data thereon may not be sold, published online or in print by anyone else.

Teachers may request access to an answer key for all Internet4Classrooms printable practice sheets by going here: <http://i4c.xyz/n89msyv>.



Common Core Mathematics Practice for

Kindergarten

Name: _____

CCSS.Math.Content.K.CC.C.7 - Worksheet #7104

Standard: CCSS.Math.Content.K.CC.C.7

Description: Compare two numbers between 1 and 10 presented as written numerals.

Compare Two 1-Digit Numbers ($>$, $<$, $=$):

1. 5 [] 5	6. 9 [] 8
2. 8 [] 2	7. 8 [] 6
3. 2 [] 5	8. 2 [] 7
4. 3 [] 6	9. 7 [] 7
5. 2 [] 2	10. 3 [] 4

Printable #: 7104-CCSS.Math.Content.K.CC.C.7

Copyright 2013-2015 by Internet4Classrooms Corporation. All Rights Reserved. For more Common Core Resources: https://www.internet4classrooms.com/common_core

1. This may be printed and reproduced by teachers, parents and students for classroom or homework usage.

2. It is acceptable to link to this page on other websites and in emails using the title above and the following URL:

https://www.internet4classrooms.com/printables/common_core/math_mathematics_kindergarten/7104-CCSS.Math.Content.K.CC.C.7.htm or simply: <http://i4c.xyz/yc99am6b>.

3. This image and data thereon may not be sold, published online or in print by anyone else.

Teachers may request access to an answer key for all Internet4Classrooms printable practice sheets by going here: <http://i4c.xyz/n89msyv>.



Common Core Mathematics Practice for

Kindergarten

Name: _____

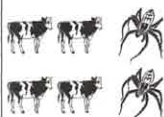
CCSS.Math.Content.K.CC.C.6 - Worksheet #19309

Standard: CCSS.Math.Content.K.CC.C.6

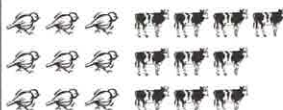
Description: Identify whether the number of objects in one group is greater than, less than, or equal to the number of objects in another group, e.g., by using matching and counting strategies.

Circle the set that has more objects:

1.




6.



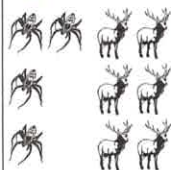
2.



7.




3.




8.



4.



9.



5.



10.





Common Core Mathematics Practice for Kindergarten


Name: _____
CCSS.Math.Content.K.CC.C.6 - Worksheet #19407

Standard: CCSS.Math.Content.K.CC.C.6

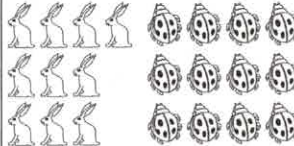
Description: Identify whether the number of objects in one group is greater than, less than, or equal to the number of objects in another group, e.g., by using matching and counting strategies.

Circle the set that has less objects:

1.



6.



2.




7.



3.



8.




4.



9.



5.



10.





Common Core Mathematics Practice for Kindergarten

Name: _____
CCSS.Math.Content.K.OA.A.5 - Worksheet #7003

Standard: **CCSS.Math.Content.K.OA.A.5**

Description: Fluently add and subtract within 5.

Add two numbers within 5:

1. $4 + 1 =$

6. $1 + 3 =$

2. $1 + 2 =$

7. $3 + 1 =$

3. $3 + 2 =$

8. $1 + 1 =$

4. $1 + 4 =$

9. $2 + 2 =$

5. $2 + 3 =$

10. $2 + 1 =$

Printable #: 7003-CCSS.Math.Content.K.OA.A.5

Copyright 2013-2015 by Internet4Classrooms Corporation. All Rights Reserved. For more Common Core Resources: https://www.internet4classrooms.com/common_core

1. This may be printed and reproduced by teachers, parents and students for classroom or homework usage.

2. It is acceptable to link to this page on other websites and in emails using the title above and the following URL:

https://www.internet4classrooms.com/printables/common_core/math_mathematics_kindergarten/7003-CCSS.Math.Content.K.OA.A.5.htm or simply: <http://i4c.xyz/y8a53muy>.

3. This image and data thereon may not be sold, published online or in print by anyone else.

Teachers may request access to an answer key for all Internet4Classrooms printable practice sheets by going here: <http://i4c.xyz/n89msyv>.