

ALBUQUERQUE TALENT DEVELOPMENT

Academy

1800 Atrisco Dr NW
Albuquerque, NM 87120
PHONE: 505-503-2465

Executive Financial Report

As of November 30, 2019

Financial Highlights

Key financial highlights are as follows:

- ATDA has a total of \$57,286.93 in negative fund balance among five funds. RfRs for FY20 Quarter 2 will be requested in January.
- ATDA has spent 87% of Operational budget.
- ATDA has the necessary minimum cash reserve to maintain acceptable liquidity coming 2019-2020.

Governing Council Action Items

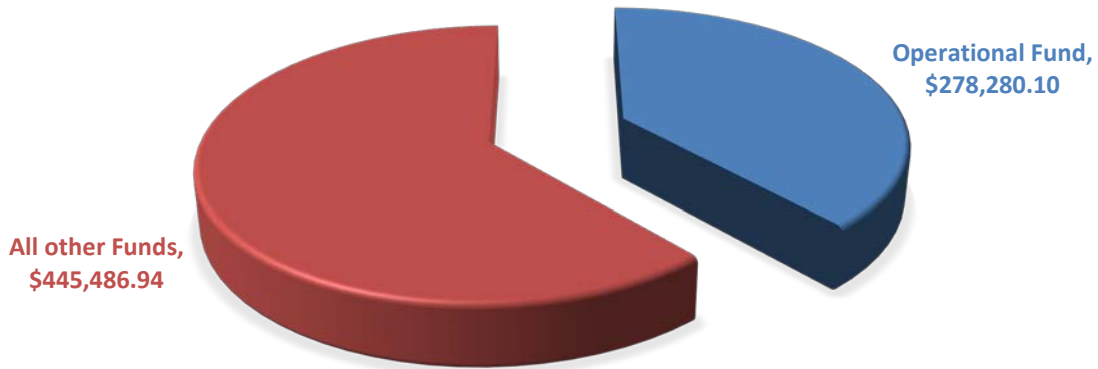
- I. **BUDGET**
- II. **FINANCIAL STATEMENT REPORTS AS OF NOVEMBER 30, 2019**
 - Balance Sheet Report
 - Statement of Revenues, Expenditures, and Changes in Fund Balance
 - Budget to Actual – Expenditure and Revenue
- IV. **BANK RECONCILIATION REPORT**
 - November 30, 2019
- V. **PAYROLL & ACCOUNTS PAYABLE PAYMENT VOUCHERS**
 - November 30, 2019

Overview of Financial Position and Operations

Balance Sheet:

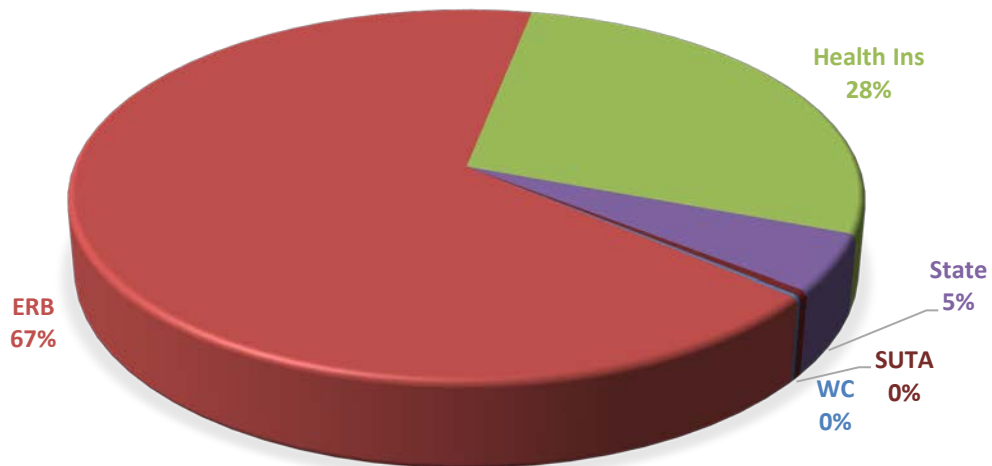
Albuquerque Talent Development Academy's only bank account reports the balance by fund totaling \$723,767.04 as of November 30, 2019. The Operational fund currently possesses approximately 3% of the cash of the schools funds.

NM BANK & TRUST



There are currently 5 different liability accounts of which the largest is ERB at 67%. The total amounts for the liability balance is \$38,500.78.

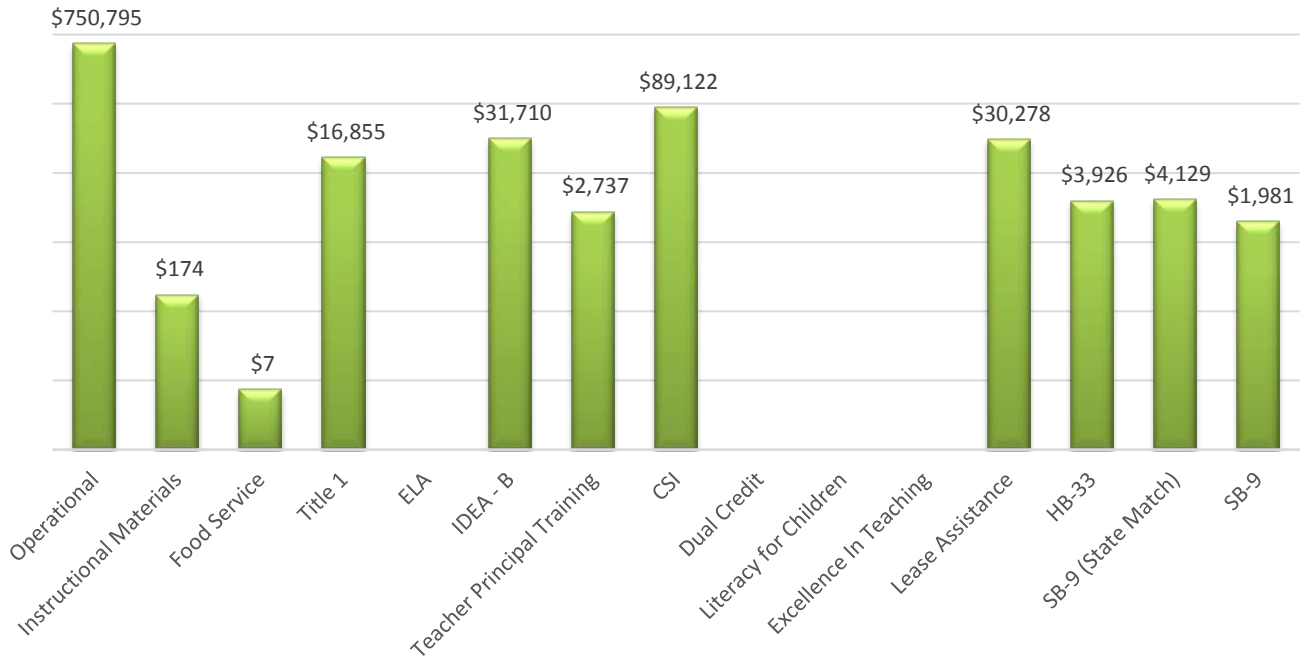
BREAKDOWN OF LIABILITIES



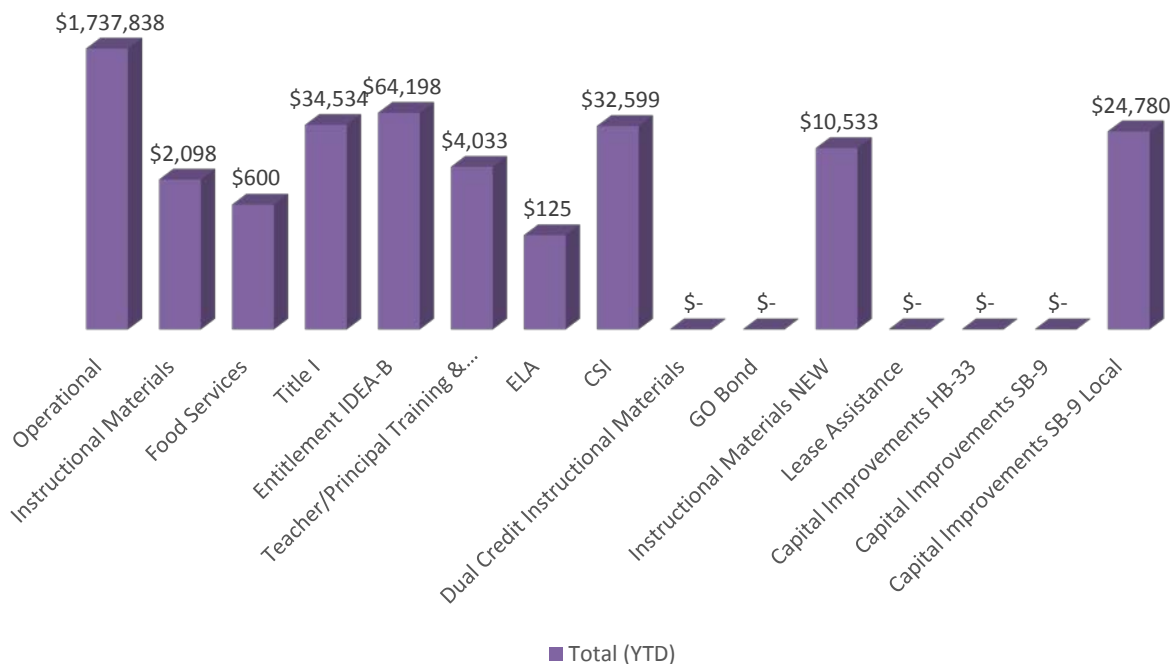
Income Statement:

Albuquerque Talent Development Academy is heavily dependent on revenue from the Operational fund, which accounts for 77% of total revenues received as of November 30, 2019.

Revenue



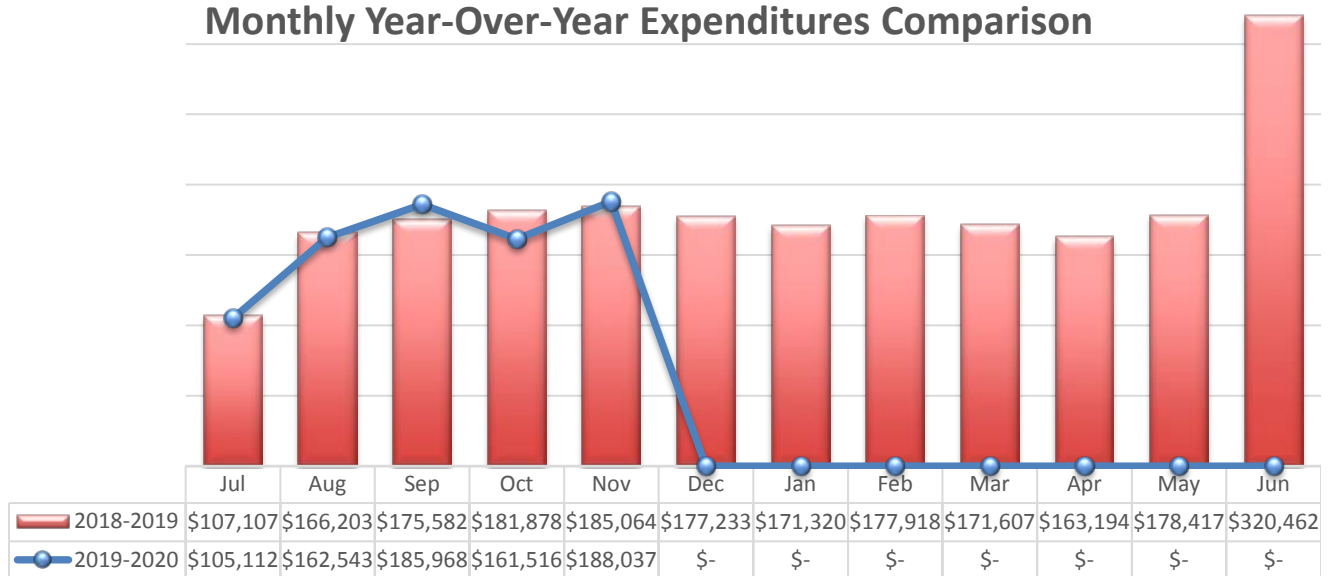
The majority of the expenditures were spent from the Operational fund at 91%. *We cannot spend HB-33 until we are in Lease-Purchase Agreement.*



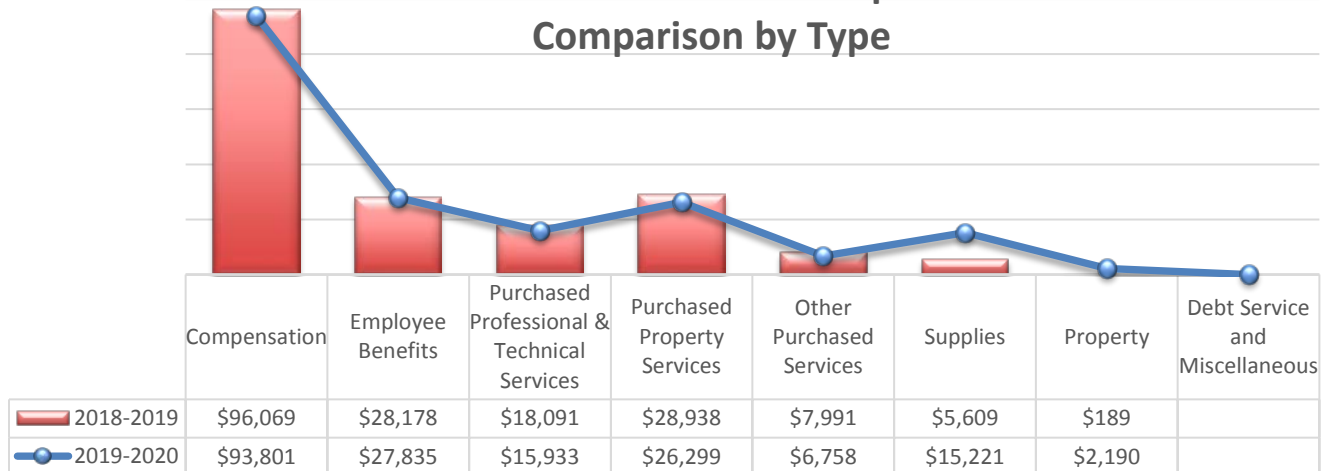
Expenditure Analytical Review

There was an increase of \$2,972 in ATDA's monthly expenditures over last year's total monthly expenditures for November.

Monthly Year-Over-Year Expenditures Comparison



November Year-Over-Year Expenditures Comparison by Type

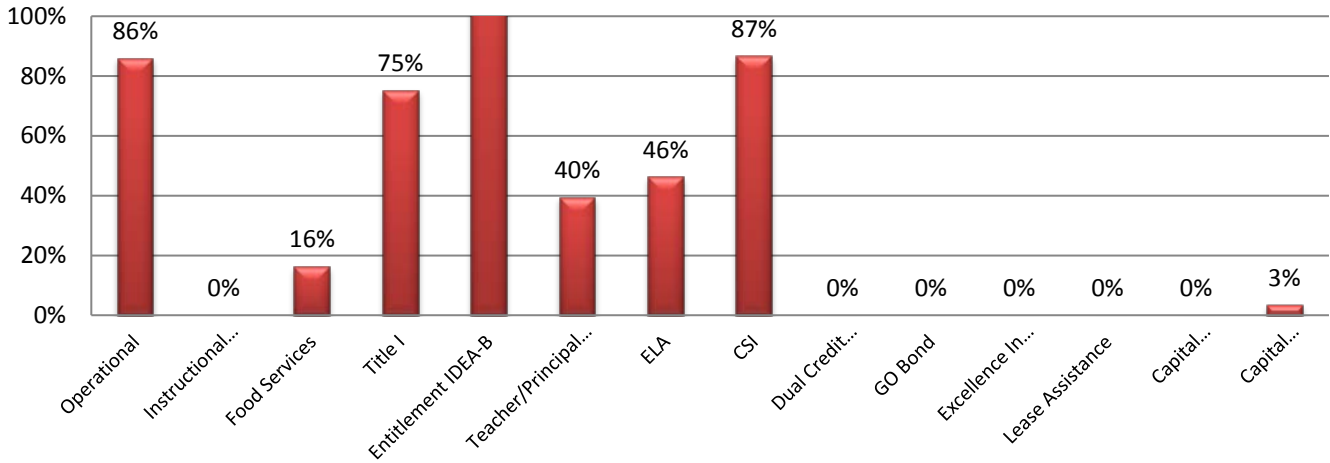


YoY	Nov	Total
Compensation	\$ (2,268)	\$ 10,234
Employee Benefits	\$ (343)	\$ 3,594
Purchased Professional & Technical Services	\$ (2,158)	\$ (4,868)
Purchased Property Services	\$ (2,639)	\$ (8,742)
Other Purchased Services	\$ (1,233)	\$ (4,473)
Supplies	\$ 9,612	\$ (6,105)
Property	\$ 2,001	\$ (2,300)
Debt Service and Miscellaneous	\$ -	\$ -
Total	\$ 2,972	\$ (12,659)

Budget to Actual:

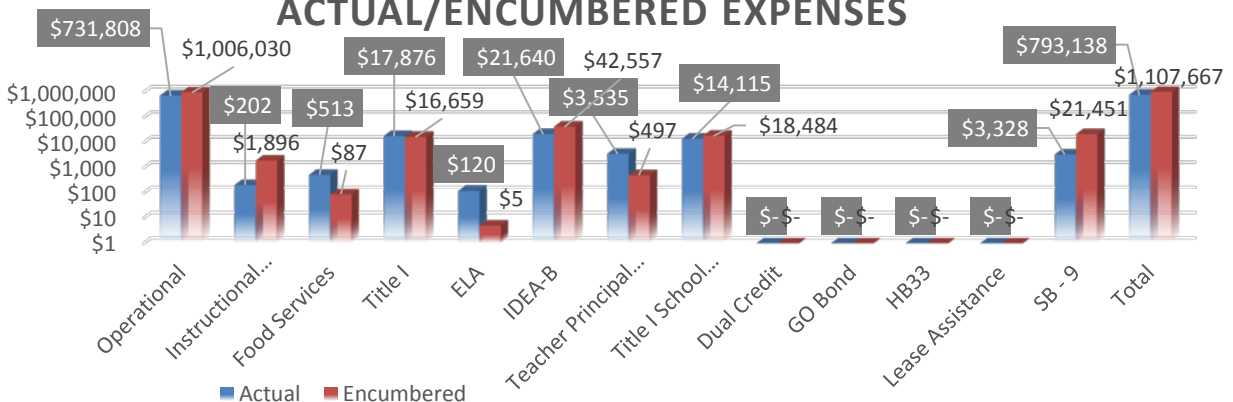
Percentage of budget spent includes actual and encumbered expenses. The dollar amounts are indicated on the second graph. The breakdown for actual versus encumbered is indicated in the third graph below.

Percentage of Budget Spent



Fund	Fund Balance	Revenue			Expenditures		
	Actual	Budget (YTD)	Actual (YTD)	Balance	Budget (YTD)	Actual + Enc (YTD)	Balance
Operational	\$ 211,684	\$ 1,799,354	\$ 750,795	\$ 1,048,559	\$ 2,000,239	\$ 1,737,838	\$ 262,401
Instructional Materials	\$ 2,371	\$ -	\$ 174	\$ (174)	\$ -	\$ 2,098	\$ (2,098)
Food Service	\$ 3,069	\$ -	\$ 7	\$ (7)	\$ 2,200	\$ 600	\$ 1,600
Title 1	\$ -	\$ 49,143	\$ 16,855	\$ 32,288	\$ 49,143	\$ 34,534	\$ 14,609
ELA	\$ -	\$ 270	\$ -	\$ 270	\$ 270	\$ 125	\$ 145
IDEA - B	\$ -	\$ 46,333	\$ 31,710	\$ 14,623	\$ 46,333	\$ 64,198	\$ (17,865)
Teacher Principal Training	\$ -	\$ 9,575	\$ 2,737	\$ 6,838	\$ 9,575	\$ 4,033	\$ 5,542
CSI	\$ -	\$ 37,508	\$ 89,122	\$ (51,614)	\$ 37,508	\$ 32,599	\$ 4,909
Dual Credit	\$ -	\$ 2,285	\$ -	\$ 2,285	\$ 2,285	\$ -	\$ 2,285
Literacy for Children	\$ (2,470)	\$ 3,152	\$ -	\$ 3,152	\$ 3,152	\$ -	\$ 3,152
Instructional Materials NEW	\$ -	\$ 0	\$ 0	\$ -	\$ 14,624	\$ 10,533	\$ 4,091
Lease Assistance	\$ (31,659)	\$ 121,061	\$ 30,278	\$ 90,783	\$ 121,061	\$ -	\$ 121,061
HB-33	\$ 219,690	\$ -	\$ 3,926	\$ (3,926)	\$ 328,863	\$ -	\$ 328,863
SB-9 (State Match)	\$ (3,908)	\$ -	\$ 4,129	\$ (4,129)	\$ 0	\$ -	\$ -
SB-9	\$ 114,356	\$ -	\$ 1,981	\$ (1,981)	\$ 150,121	\$ 24,780	\$ 125,341
Total	\$ 513,132	\$ 2,068,681	\$ 931,714	\$ 1,136,967	\$ 2,765,374	\$ 1,911,338	\$ 854,036

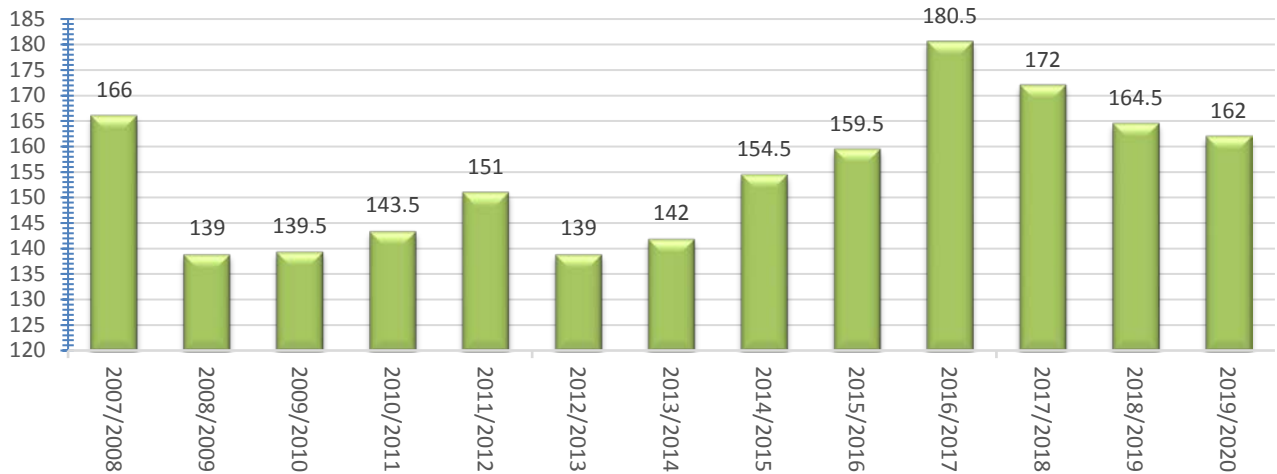
ACTUAL/ENCUMBERED EXPENSES



Relevant Current Economic Factors, Decisions and Conditions

- ATDA is funded based on 162 students for 2019-2020.
- Draft 40th day enrollment was 146.
- Phase-out of the Small School Size Adjustment

Funded Enrollment



Request for Information

This financial report is designed to provide various interested parties with a general overview of ATDA's finances. If you have any questions about this report or require additional information, contact ATDA's Finance Department as follows:

Whitney Galindo, Business Manager
(505) 503-2465
wgalindo@atdscs.org

Physical and Mailing Address:
1800 Atrisco Rd NW
Albuquerque, NM 87120

Albuquerque Talent Development Academy

Bank Account Reconciliation Report (GL Reconciliation)

Accounting Cycle: FY2019-2020; Bank: NM Bank & Trust - ; Bank Account: 6186746 - Main Checking; Statement Date: 11/30/2019; Include Unposted

Transactions: No; Created On: 12/12/2019 2:54:12 PM

	Bank Reconciliation	+	Outstanding	=	ExpectedGL	-	ActualGL	1	=	Difference
Beginning Balance	\$763,938.35	+	(\$3,297.28)	=	\$760,641.07	-	\$760,641.07	=		\$0.00
Deposits/Debits	\$150,547.11	+	\$0.00	=	\$150,547.11	-	\$150,547.11	=		\$0.00
Withdrawals/Credits	(\$186,119.26)	+	(\$1,301.88)	=	(\$187,421.14)	-	(\$187,421.14)	=		\$0.00
Sub Total	\$728,366.20		(\$4,599.16)		\$723,767.04		\$723,767.04			\$0.00

Albuquerque Talent Development Academy

Balance Sheet Report

Cycle: FY2019-2020; Fund Class: [All]; Fund Columns: [All Non-Zero Funds]; Account Code Expression: [All]; Balance Date: 11/30/2019; Detail: No; Created On: 12/12/2019 4:18:20 PM

Description	11000	14000	21000	24101	24106	24153	24154	24189	24190	27109	27125	31200	31600	31700	31701	90001	90004	Total
11012 - NM Bank & Trust	\$278,280.10	\$4,018.67	\$1,928.80	(\$17,315.47)	(\$20,256.99)	(\$120.00)	(\$3,527.90)	\$0.00	(\$13,523.53)	\$5,698.60	\$0.50	\$0.01	\$334,609.78	\$0.00	\$153,708.74	(\$50.00)	\$315.73	\$723,767.04
11031 - Cash on Hand	\$0.00	\$0.00	\$50.00	\$0.00	\$0.00	\$0.00	\$0.00	\$0.00	\$0.00	\$0.00	\$0.00	\$0.00	\$0.00	\$0.00	\$0.00	\$50.00	\$0.00	\$100.00
Subtotal of Account Type: Asset	\$278,280.10	\$4,018.67	\$1,978.80	(\$17,315.47)	(\$20,256.99)	(\$120.00)	(\$3,527.90)	\$0.00	(\$13,523.53)	\$5,698.60	\$0.50	\$0.01	\$334,609.78	\$0.00	\$153,708.74	\$0.00	\$315.73	\$723,867.04
Subtotal of Account Group: Assets	\$278,280.10	\$4,018.67	\$1,978.80	(\$17,315.47)	(\$20,256.99)	(\$120.00)	(\$3,527.90)	\$0.00	(\$13,523.53)	\$5,698.60	\$0.50	\$0.01	\$334,609.78	\$0.00	\$153,708.74	\$0.00	\$315.73	\$723,867.04
21011 - Accounts Payable	\$634.69	\$0.00	\$246.72	\$0.00	\$0.00	\$0.00	\$0.00	\$0.00	\$0.00	\$101.98	\$0.00	\$0.00	\$0.00	\$0.00	\$0.00	\$0.00	\$265.35	\$1,248.74
23124 - State Retirement System Contributions(Employee)	\$9,908.46	\$0.00	\$0.00	\$194.30	\$497.32	\$0.00	\$2.94	\$0.00	\$214.76	\$0.00	\$0.00	\$0.00	\$0.00	\$0.00	\$0.00	\$0.00	\$0.00	\$10,817.78
23125 - Health Insurance (Employee)	\$4,564.61	\$0.00	\$0.00	\$36.68	\$20.33	\$0.00	\$0.00	\$0.00	\$42.68	\$0.00	\$0.00	\$0.00	\$0.00	\$0.00	\$0.00	\$0.00	\$0.00	\$4,664.30
23126 - Unemployment Insurance	\$141.76	\$0.00	\$0.00	\$26.64	\$0.00	\$0.00	\$0.00	\$0.00	\$0.00	\$0.00	\$0.00	\$0.00	\$0.00	\$0.00	\$0.00	\$0.00	\$0.00	\$168.40
23127 - Workers' Compensation (Employee)	\$30.20	\$0.00	\$0.00	\$0.01	\$2.00	\$0.00	\$0.00	\$0.00	\$0.00	\$0.00	\$0.00	\$0.00	\$0.00	\$0.00	\$0.00	\$0.00	\$0.00	\$32.21
23134 - State Retirement System Contributions (Employer)	\$13,635.12	\$0.00	\$0.00	\$268.20	\$686.48	\$0.00	\$4.04	\$0.00	\$296.44	\$0.00	\$0.00	\$0.00	\$0.00	\$0.00	\$0.00	\$0.00	\$0.00	\$14,890.28
23135 - Health Insurance (Employer)	\$5,958.79	\$0.00	\$0.00	\$1.10	\$32.85	\$0.00	\$0.00	\$0.00	\$1.26	\$0.00	\$0.00	\$0.00	\$0.00	\$0.00	\$0.00	\$0.00	\$0.00	\$5,994.00
23137 - Workers' Compensation (Employer)	\$35.48	\$0.00	\$0.00	\$0.01	\$2.30	\$0.00	\$0.00	\$0.00	\$0.00	\$0.00	\$0.00	\$0.00	\$0.00	\$0.00	\$0.00	\$0.00	\$0.00	\$37.79
23142 - State Income Tax	\$1,683.32	\$0.00	\$0.00	\$33.38	\$142.14	\$0.00	\$0.52	\$0.00	\$36.66	\$0.00	\$0.00	\$0.00	\$0.00	\$0.00	\$0.00	\$0.00	\$0.00	\$1,896.02
Subtotal of Account Type: Liability	\$36,592.43	\$0.00	\$246.72	\$560.32	\$1,383.42	\$0.00	\$7.50	\$0.00	\$591.80	\$101.98	\$0.00	\$0.00	\$0.00	\$0.00	\$0.00	\$0.00	\$265.35	\$39,749.52
32300 - Unreserved Fund Balance	\$222,700.86	\$4,047.15	\$2,237.53	(\$16,855.08)	(\$31,710.42)	\$0.00	(\$2,736.61)	(\$1,521.62)	(\$89,121.93)	\$0.00	\$0.50	(\$30,278.24)	\$330,683.94	(\$4,129.00)	\$155,056.06	\$0.00	\$0.00	\$538,373.14
Net Increase/Decrease	\$18,986.81	(\$28.48)	(\$505.45)	(\$1,020.71)	\$10,070.01	(\$120.00)	(\$798.79)	\$1,521.62	\$75,006.60	\$5,596.62	\$0.00	\$30,278.25	\$3,925.84	\$4,129.00	(\$1,347.32)	\$0.00	\$50.38	\$145,744.38
Subtotal of Account Type: Fund Balance/Retained Earnings	\$241,687.67	\$4,018.67	\$1,732.08	(\$17,875.79)	(\$21,640.41)	(\$120.00)	(\$3,535.40)	\$0.00	(\$14,115.33)	\$5,596.62	\$0.50	\$0.01	\$334,609.78	\$0.00	\$153,708.74	\$0.00	\$50.38	\$684,117.52
Subtotal of Account Group: Liabilities/Fund Balance	\$278,280.10	\$4,018.67	\$1,978.80	(\$17,315.47)	(\$20,256.99)	(\$120.00)	(\$3,527.90)	\$0.00	(\$13,523.53)	\$5,698.60	\$0.50	\$0.01	\$334,609.78	\$0.00	\$153,708.74	\$0.00	\$315.73	\$723,867.04

Albuquerque Talent Statement of Revenues and

Cycle: FY2019-2020; Fund Class: [All]; Fund Columns: [All Non-Zero Funds]; Account Code Expression: [All]; Include Element Value: Yes;

Description	Total
11000 - Operational	\$149,883.98
21000 - Food Services	\$3.70
31600 - Capital Improvements HB-33	\$249.80
31701 - Capital Improvements SB-9 Local	\$133.63
90004 - Student Activity - Student Government	\$276.00
Total Revenue	\$150,547.11
11000 - Operational	\$165,848.32
21000 - Food Services	\$512.85
24101 - Title I - IASA	\$5,049.26
24106 - Entitlement IDEA-B	\$5,294.29
24154 - Teacher/Principal Training & Recruiting	\$1,117.86
24190 - CSI	\$2,351.52
27109 - PED Safety in Schools	\$4,712.95
31701 - Capital Improvements SB-9 Local	\$2,190.00
90004 - Student Activity - Student Government	\$959.90
Total Expenditure	\$188,036.95
Total Other Financing Sources (Uses)	\$0.00
Excess (deficiency) of revenues and other financing sources over expenditures and other financing uses	(\$37,489.84)
Fund Balance, Beginning of year	\$570,254.35
Fund Balance, End of year	\$532,764.51

Albuquerque Talent Statement of Revenues and

Cycle: FY2019-2020; Fund Class: [All]; Fund Columns: [All Funds];
Account Code Expression: [All]; Include Element Value: Yes; Revenue

Description	Total
11000 - Operational	\$750,794.73
14000 - Total Instructional Materials Sub-Fund	\$173.63
21000 - Food Services	\$7.40
24101 - Title I - IASA	\$16,855.08
24106 - Entitlement IDEA-B	\$31,710.42
24189 - Title IV - Student Supp Academic Achievement	\$1,521.62
24154 - Teacher/Principal Training & Recruiting	\$2,736.61
24190 - CSI	\$89,121.93
27109 - PED Safety in Schools	\$14,623.87
31200 - Public School Capital Outlay	\$30,278.25
31600 - Capital Improvements HB-33	\$3,925.84
31700 - Capital Improvements SB-9	\$4,129.00
31701 - Capital Improvements SB-9 Local	\$1,981.00
90004 - Student Activity - Student Government	\$1,061.90
Total Revenue	\$948,921.28
11000 - Operational	\$731,807.92
14000 - Total Instructional Materials Sub-Fund	\$202.11
21000 - Food Services	\$512.85
24101 - Title I - IASA	\$17,875.79
24106 - Entitlement IDEA-B	\$21,640.41
24153 - English Language Acquisition	\$120.00
24154 - Teacher/Principal Training & Recruiting	\$3,535.40
24190 - CSI	\$14,115.33
27109 - PED Safety in Schools	\$9,027.25
31701 - Capital Improvements SB-9 Local	\$3,328.32
90004 - Student Activity - Student Government	\$1,011.52
Total Expenditure	\$803,176.90
Total Other Financing Sources (Uses)	\$0.00
Excess (deficiency) of revenues and other financing sources over expenditures and other financing uses	\$145,744.38
Fund Balance, Beginning of year	\$538,373.14
Fund Balance, End of year	\$684,117.52

Albuquerque Talent Development Academy

Rollup Report

Cycle: FY2019-2020; 1st Detail Element: Object; 1st Detail Level: Highest; 2nd Detail Element: None; 2nd Detail Level: None; 3rd Detail Element: None; 3rd Detail Level: None; 4th Detail Element: None; 4th Detail Level: None; 5th Detail Element: None; 5th Detail Level: None; Filter: ((Object) > '51000') ; 1st Subtotal Element: Fund; 1st Subtotal Rollup Level: Lowest; 2nd Subtotal Element: None; 2nd Subtotal Rollup Level: None; 3rd Subtotal Element: None; 3rd Subtotal Rollup Level: None;

Object	Actuals (Selected)	Adopted Budget	Current Budget	Actuals (YTD)	Encumbrances (YTD)	Available	% of Budget
51000 - Personnel Services - Compensation	\$361,814.26	\$1,093,570.00	\$1,093,570.00	\$361,814.26	\$661,782.09	\$69,973.65	33.09
52000 - Personnel Services - Employee Benefits	\$124,424.51	\$373,629.00	\$373,629.00	\$124,424.51	\$191,108.16	\$58,096.33	33.30
53000 - Purchased Professional and Technical Services	\$32,114.82	\$85,175.00	\$85,175.00	\$32,114.82	\$62,408.12	(\$9,347.94)	37.70
54000 - Purchased Property Services	\$137,499.47	\$201,860.00	\$201,860.00	\$137,499.47	\$34,050.02	\$30,310.51	68.12
55000 - Other Purchased Services	\$50,007.31	\$91,270.00	\$91,270.00	\$50,007.31	\$44,942.26	(\$3,679.57)	54.79
56000 - Supplies	\$25,947.55	\$151,735.00	\$151,735.00	\$25,947.55	\$11,539.45	\$114,248.00	17.10
57000 - Property	\$0.00	\$3,000.00	\$3,000.00	\$0.00	\$200.00	\$2,800.00	0.00
Subtotal of Element: [Fund] 11000 - Operational	\$731,807.92	\$2,000,239.00	\$2,000,239.00	\$731,807.92	\$1,006,030.10	\$262,400.98	
51000 - Personnel Services - Compensation	\$2,699.43	\$15,985.00	\$15,985.00	\$2,699.43	\$13,285.57	\$0.00	16.89
52000 - Personnel Services - Employee Benefits	\$852.99	\$1,668.00	\$1,668.00	\$852.99	\$3,203.50	(\$2,388.49)	51.14
53000 - Purchased Professional and Technical Services	\$0.00	\$800.00	\$800.00	\$0.00	\$0.00	\$800.00	0.00
55000 - Other Purchased Services	\$497.00	\$1,000.00	\$1,000.00	\$497.00	\$0.00	\$503.00	49.70
56000 - Supplies	\$13,826.37	\$17,338.00	\$17,338.00	\$13,826.37	\$169.63	\$3,342.00	79.75
57000 - Property	\$0.00	\$5,702.00	\$12,352.00	\$0.00	\$0.00	\$12,352.00	0.00
Subtotal of Element: [Fund] 24101 - Title I - IASA	\$17,875.79	\$42,493.00	\$49,143.00	\$17,875.79	\$16,658.70	\$14,608.51	
51000 - Personnel Services - Compensation	\$17,002.64	\$32,867.00	\$32,867.00	\$17,002.64	\$34,005.36	(\$18,141.00)	51.73
52000 - Personnel Services - Employee Benefits	\$4,534.50	\$13,465.00	\$13,465.00	\$4,534.50	\$8,431.26	\$499.24	33.68
56000 - Supplies	\$103.27		\$0.00	\$103.27	\$120.74	(\$224.01)	
57000 - Property	\$0.00	\$1.00	\$1.00	\$0.00	\$0.00	\$1.00	0.00
Subtotal of Element: [Fund] 24106 - Entitlement IDEA-B	\$21,640.41	\$46,333.00	\$46,333.00	\$21,640.41	\$42,557.36	(\$17,864.77)	
51000 - Personnel Services - Compensation	\$100.00	\$1,000.00	\$1,000.00	\$100.00	\$200.00	\$700.00	10.00
52000 - Personnel Services - Employee Benefits	\$23.45	\$0.00	\$0.00	\$23.45	\$47.39	(\$70.84)	
53000 - Purchased Professional and Technical Services	\$3,411.95	\$8,575.00	\$8,575.00	\$3,411.95	\$250.05	\$4,913.00	39.79
Subtotal of Element: [Fund] 24154 - Teacher/Principal Training & Recruiting	\$3,535.40	\$9,575.00	\$9,575.00	\$3,535.40	\$497.44	\$5,542.16	
51000 - Personnel Services - Compensation	\$9,579.01	\$30,442.00	\$30,442.00	\$9,579.01	\$14,684.00	\$6,178.99	31.47
52000 - Personnel Services - Employee Benefits	\$2,844.42	\$7,066.00	\$7,066.00	\$2,844.42	\$3,548.99	\$672.59	40.26
53000 - Purchased Professional and Technical Services	\$300.00	\$0.00	\$0.00	\$300.00	\$40.00	(\$340.00)	
55000 - Other Purchased Services	\$225.00	\$0.00	\$0.00	\$225.00	\$165.00	(\$390.00)	
56000 - Supplies	\$1,166.90	\$0.00	\$0.00	\$1,166.90	\$46.00	(\$1,212.90)	
Subtotal of Element: [Fund] 24190 - CSI	\$14,115.33	\$37,508.00	\$37,508.00	\$14,115.33	\$18,483.99	\$4,908.68	
53000 - Purchased Professional and Technical Services	\$120.00	\$0.00	\$0.00	\$120.00	(\$60.00)	(\$60.00)	
56000 - Supplies	\$392.85	\$2,200.00	\$2,200.00	\$392.85	\$146.79	\$1,660.36	17.86
Subtotal of Element: [Fund] 21000 - Food Services	\$512.85	\$2,200.00	\$2,200.00	\$512.85	\$86.79	\$1,600.36	
53000 - Purchased Professional and Technical Services	\$120.00		\$0.00	\$120.00	\$5.00	(\$125.00)	
56000 - Supplies	\$0.00	\$270.00	\$270.00	\$0.00	\$0.00	\$270.00	0.00
Subtotal of Element: [Fund] 24153 - English Language Acquisition	\$120.00	\$270.00	\$270.00	\$120.00	\$5.00	\$145.00	
53000 - Purchased Professional and Technical Services	\$0.00	\$328,863.00	\$328,863.00	\$0.00	\$0.00	\$328,863.00	0.00
Subtotal of Element: [Fund] 31600 - Capital Improvements HB-33	\$0.00	\$328,863.00	\$328,863.00	\$0.00	\$0.00	\$328,863.00	
54000 - Purchased Property Services	\$0.00	\$0.00	\$121,061.00	\$0.00	\$0.00	\$121,061.00	0.00
Subtotal of Element: [Fund] 31200 - Public School Capital Outlay	\$0.00	\$0.00	\$121,061.00	\$0.00	\$0.00	\$121,061.00	
56000 - Supplies	\$202.11	\$0.00	\$0.00	\$202.11	\$1,895.75	(\$2,097.86)	
Subtotal of Element: [Fund] 14000 - Total Instructional Materials Sub-Fund	\$202.11	\$0.00	\$0.00	\$202.11	\$1,895.75	(\$2,097.86)	
56000 - Supplies	\$0.00	\$0.00	\$2,285.00	\$0.00	\$0.00	\$2,285.00	0.00
Subtotal of Element: [Fund] 27103 - Dual Credit Instructional Materials	\$0.00	\$0.00	\$2,285.00	\$0.00	\$0.00	\$2,285.00	
56000 - Supplies	\$0.00	18 \$0.00	\$3,152.00	\$0.00	\$0.00	\$3,152.00	0.00

Subtotal of Element: [Fund] 27107 - Literacy For Children @ Risk PED	\$0.00	\$0.00	\$3,152.00	\$0.00	\$0.00	\$3,152.00	
56000 - Supplies	\$9,027.25		\$14,624.00	\$9,027.25	\$1,506.19	\$4,090.56	61.73
Subtotal of Element: [Fund] 27109 - PED Safety in Schools	\$9,027.25		\$14,624.00	\$9,027.25	\$1,506.19	\$4,090.56	
56000 - Supplies	\$216.74	\$100,000.00	\$100,000.00	\$216.74	\$0.00	\$99,783.26	0.22
57000 - Property	\$3,111.58	\$50,121.00	\$50,121.00	\$3,111.58	\$21,451.37	\$25,558.05	6.21
Subtotal of Element: [Fund] 31701 - Capital Improvements SB-9 Local	\$3,328.32	\$150,121.00	\$150,121.00	\$3,328.32	\$21,451.37	\$125,341.31	
56000 - Supplies	\$1,011.52		\$0.00	\$1,011.52	\$1,254.48	(\$2,266.00)	
Subtotal of Element: [Fund] 90004 - Student Activity - Student Government	\$1,011.52		\$0.00	\$1,011.52	\$1,254.48	(\$2,266.00)	
Grand Total	\$803,176.90	\$2,617,602.00	\$2,765,374.00	\$803,176.90	\$1,110,427.17	\$851,769.93	

Albuquerque Talent Development Academy

Account Summary Report

Cycle: FY2019-2020; Begin Date: 11/01/2019; End Date: 11/30/2019; Account Type: Expenditure; Subtotal Elements: Fund,Function; Filter: ([Fund] >= '11000') ; Subtotal By Account Type: No; Include Unposted Transactions: No; Created On: 12/12/2019 3:45:52 PM

Account Code	Description	Actual (Date)	Budget (YTD)	Actual (YTD)	Encumbrance	Available (YTD)	% of Budget
11000-1000-51100-0000-001016-1611	Instruction-Salaries Expense	\$589.50	\$5,150.00	\$1,512.00	\$0.00	\$3,638.00	29.35
11000-1000-51100-1010-001016-1411	Instruction-Salaries Expense	\$43,232.46	\$531,542.00	\$172,929.84	\$345,860.09	\$12,752.07	32.53
11000-1000-51100-1010-001016-1711	Instruction-Salaries Expense	\$2,336.94	\$28,043.00	\$9,347.76	\$18,695.60	(\$0.36)	33.33
11000-1000-51100-2000-001016-1412	Instruction-Salaries Expense	\$4,903.50	\$86,023.00	\$19,631.68	\$39,228.02	\$27,163.30	22.82
11000-1000-51300-1010-001016-1411	Instruction-Additional Compensation	\$541.68	\$5,500.00	\$2,083.39	\$4,416.61	(\$1,000.00)	37.87
11000-1000-51300-2000-001016-1412	Instruction-Additional Compensation	\$0.00	\$0.00	\$2,954.34	\$0.00	(\$2,954.34)	0.00
11000-1000-51300-9000-001016-1618	Instruction-Additional Compensation	\$833.34	\$5,000.00	\$3,333.36	\$666.64	\$1,000.00	66.66
11000-1000-51300-9000-001016-1624	Instruction-Additional Compensation	\$0.00	\$1,000.00	\$0.00	\$0.00	\$1,000.00	0.00
11000-1000-52111-0000-001016-0000	Instruction-Educational Retirement	\$7,391.23	\$92,981.00	\$29,888.36	\$57,748.79	\$5,343.85	32.14
11000-1000-52112-0000-001016-0000	Instruction-ERA - Retiree Health	\$1,044.74	\$13,142.00	\$4,224.64	\$8,162.48	\$754.88	32.14
11000-1000-52210-0000-001016-0000	Instruction-FICA Payments	\$3,130.31	\$41,060.00	\$12,638.15	\$19,531.59	\$8,890.26	30.77
11000-1000-52220-0000-001016-0000	Instruction-Medicare Payments	\$732.08	\$9,603.00	\$2,955.67	\$4,567.61	\$2,079.72	30.77
11000-1000-52311-0000-001016-0000	Instruction-Health and Medical Premiums	\$2,731.64	\$53,266.00	\$11,112.21	\$21,677.86	\$20,475.93	20.86
11000-1000-52312-0000-001016-0000	Instruction-Life	\$28.32	\$406.00	\$110.92	\$224.20	\$70.88	27.32
11000-1000-52313-0000-001016-0000	Instruction-Dental	\$169.14	\$3,028.00	\$685.46	\$1,328.24	\$1,014.30	22.63
11000-1000-52314-0000-001016-0000	Instruction-Vision	\$39.86	\$634.00	\$163.20	\$317.20	\$153.60	25.74
11000-1000-52315-0000-001016-0000	Instruction-Disability	\$34.30	\$0.00	\$137.20	\$274.62	(\$411.82)	0.00
11000-1000-52500-0000-001016-0000	Instruction-Unemployment Compensation	\$67.24	\$1,228.00	\$280.43	\$856.44	\$91.13	22.83
11000-1000-52710-0000-001016-0000	Instruction-Workers Compensation Premium	\$0.00	\$8,619.00	\$8,745.00	\$0.00	(\$126.00)	101.46
11000-1000-52720-0000-001016-0000	Instruction-Workers Compensation Employer's	\$4.60	\$150.00	\$34.45	\$82.65	\$32.90	22.96
11000-1000-53330-1010-001016-0000	Instruction-Professional Development	\$0.00	\$0.00	\$95.00	\$0.00	(\$95.00)	0.00
11000-1000-53711-9000-001016-0000	Instruction-Other Charges	\$0.00	\$0.00	\$45.00	\$295.00	(\$340.00)	0.00
11000-1000-55915-9000-001016-0000	Instruction-Other Contract Services	\$975.00	\$2,250.00	\$2,325.00	\$3,235.00	(\$3,310.00)	103.33
11000-1000-56112-1010-001016-0000	Instruction-Other Textbooks	\$0.00	\$0.00	\$0.00	\$87.50	(\$87.50)	0.00
11000-1000-56118-1010-001016-0000	Instruction-General Supplies and Materials	\$961.45	\$10,000.00	\$3,575.15	\$3,929.74	\$2,495.11	35.75
11000-1000-56118-9000-001016-0000	Instruction-General Supplies and Materials	\$724.04	\$1,000.00	\$1,037.65	\$229.02	(\$266.67)	103.76
11000-1000-57332-1010-001016-0000	Instruction-Supply Assets (\$5,000 or Less)	\$0.00	\$3,000.00	\$0.00	\$200.00	\$2,800.00	0.00
Subtotal of Element: [Function] 1000 - Instruction		\$70,471.37	\$902,625.00	\$289,845.86	\$531,614.90	\$81,164.24	32.11
11000-2100-51100-0000-001016-1214	Support Services-Students-Salaries Expense	\$5,000.00	\$60,000.00	\$20,000.00	\$40,000.00	\$0.00	33.33
11000-2100-51100-2000-001016-1211	Support Services-Students-Salaries Expense	\$0.00	\$38,225.00	\$0.00	\$0.00	\$38,225.00	0.00
11000-2100-51300-0000-001016-1214	Support Services-Students-Additional	\$16.66	\$200.00	\$2,020.71	\$133.36	(\$1,954.07)	1,010.35
11000-2100-52111-0000-001016-0000	Support Services-Students-Educational	\$709.86	\$13,927.00	\$3,115.94	\$5,678.86	\$5,132.20	22.37
11000-2100-52112-0000-001016-0000	Support Services-Students-ERA - Retiree	\$100.34	\$1,968.00	\$440.44	\$802.69	\$724.87	22.38
11000-2100-52210-0000-001016-0000	Support Services-Students-FICA Payments	\$311.04	\$6,102.00	\$1,365.31	\$0.00	\$4,736.69	22.37
11000-2100-52220-0000-001016-0000	Support Services-Students-Medicare	\$72.74	\$1,427.00	\$319.30	\$0.00	\$1,107.70	22.37
11000-2100-52311-0000-001016-0000	Support Services-Students-Health and Medical	\$0.00	\$5,889.00	\$0.00	\$0.00	\$5,889.00	0.00
11000-2100-52312-0000-001016-0000	Support Services-Students-Life	\$2.36	\$44.00	\$8.26	\$18.88	\$16.86	18.77
11000-2100-52313-0000-001016-0000	Support Services-Students-Dental	\$0.00	\$323.00	\$0.00	\$0.00	\$323.00	0.00
11000-2100-52314-0000-001016-0000	Support Services-Students-Vision	\$0.00	\$51.00	\$0.00	\$0.00	\$51.00	0.00
11000-2100-52500-0000-001016-0000	Support Services-Students-Unemployment	\$0.00	\$123.00	\$0.00	\$81.83	\$41.17	0.00
11000-2100-52710-0000-001016-0000	Support Services-Students-Workers	\$0.00	\$1,280.00	\$1,459.00	\$0.00	(\$179.00)	113.98
11000-2100-52720-0000-001016-0000	Support Services-Students-Workers	\$0.00	\$15.00	\$2.30	\$6.90	\$5.80	15.33
11000-2100-53211-2000-001016-0000	Support Services-Students-Diagnosticians -	\$0.00	\$8,500.00	\$0.00	\$0.00	\$8,500.00	0.00
11000-2100-53212-2000-001016-0000	Support Services-Students-Speech Therapists	\$8,883.51	\$10,300.00	\$9,940.69	\$8,859.31	(\$8,500.00)	96.51
11000-2100-53330-0000-001016-0000	Support Services-Students-Professional	\$0.00	\$100.00	\$0.00	\$0.00	\$100.00	0.00
11000-2100-53414-0000-001016-0000	Support Services-Students-Other	\$2,866.39	\$9,000.00	\$2,947.02	\$12,770.79	(\$6,717.81)	32.74
11000-2100-55915-0000-001016-0000	Support Services-Students-Other Contract	\$83.14	\$0.00	\$83.14	\$766.86	(\$850.00)	0.00
11000-2100-56118-0000-001016-0000	Support Services-Students-General Supplies	\$0.00	\$200.00	\$0.00	\$0.00	\$200.00	0.00
Subtotal of Element: [Function] 2100 - Support Services-Students		\$18,046.04	\$157,674.00	\$41,702.11	\$69,119.48	\$46,852.41	26.45

11000-2200-51100-0000-001016-1212	Support Services-Instruction-Salaries Expense	\$1,002.60	\$12,031.00	\$4,010.40	\$8,020.81	(\$0.21)	33.33
11000-2200-52210-0000-001016-0000	Support Services-Instruction-FICA Payments	\$62.16	\$746.00	\$248.64	\$487.13	\$10.23	33.32
11000-2200-52220-0000-001016-0000	Support Services-Instruction-Medicare	\$14.54	\$174.00	\$58.16	\$113.91	\$1.93	33.42
11000-2200-52312-0000-001016-0000	Support Services-Instruction-Life	\$0.00	\$29.00	\$0.00	\$0.00	\$29.00	0.00
11000-2200-52500-0000-001016-0000	Support Services-Instruction-Unemployment	\$3.30	\$82.00	\$13.20	\$25.95	\$42.85	16.09
11000-2200-52710-0000-001016-0000	Support Services-Instruction-Workers	\$0.00	\$157.00	\$0.00	\$0.00	\$157.00	0.00
11000-2200-52720-0000-001016-0000	Support Services-Instruction-Workers	\$0.00	\$10.00	\$2.30	\$6.75	\$0.95	23.00
11000-2200-56118-0000-001016-0000	Support Services-Instruction-General Supplies	\$2,425.40	\$3,000.00	\$2,425.40	\$0.00	\$574.60	80.84
Subtotal of Element: [Function] 2200 - Support Services-Instruction		\$3,508.00	\$16,229.00	\$6,758.10	\$8,654.55	\$816.35	41.64
11000-2300-51100-0000-001016-1111	Support Services-General Administration-	\$8,000.00	\$96,000.00	\$36,000.00	\$60,000.00	\$0.00	37.50
11000-2300-52111-0000-001016-0000	Support Services-General Administration-	\$1,132.00	\$13,584.00	\$5,094.00	\$8,490.00	\$0.00	37.50
11000-2300-52112-0000-001016-0000	Support Services-General Administration-ERA	\$160.00	\$1,920.00	\$720.00	\$1,200.00	\$0.00	37.50
11000-2300-52210-0000-001016-0000	Support Services-General Administration-FICA	\$471.09	\$5,952.00	\$2,084.68	\$3,625.91	\$241.41	35.02
11000-2300-52220-0000-001016-0000	Support Services-General Administration-	\$110.17	\$1,392.00	\$487.55	\$847.95	\$56.50	35.02
11000-2300-52311-0000-001016-0000	Support Services-General Administration-	\$478.44	\$9,892.00	\$3,571.50	\$5,568.30	\$752.20	36.10
11000-2300-52312-0000-001016-0000	Support Services-General Administration-Life	\$2.36	\$29.00	\$10.62	\$17.70	\$0.68	36.62
11000-2300-52313-0000-001016-0000	Support Services-General Administration-	\$51.32	\$412.00	\$227.28	\$384.90	(\$200.18)	55.16
11000-2300-52314-0000-001016-0000	Support Services-General Administration-	\$8.48	\$75.00	\$38.16	\$63.60	(\$26.76)	50.88
11000-2300-52500-0000-001016-0000	Support Services-General Administration-	\$0.00	\$82.00	\$0.00	\$81.84	\$0.16	0.00
11000-2300-52710-0000-001016-0000	Support Services-General Administration-	\$0.00	\$1,248.00	\$2,534.00	\$0.00	(\$1,286.00)	203.04
11000-2300-52720-0000-001016-0000	Support Services-General Administration-	\$0.00	\$10.00	\$2.30	\$6.90	\$0.80	23.00
11000-2300-53411-0000-001016-0000	Support Services-General Administration-	\$0.00	\$13,500.00	\$0.00	\$13,500.00	\$0.00	0.00
11000-2300-53413-0000-001016-0000	Support Services-General Administration-	\$0.00	\$5,000.00	\$130.13	\$9,333.11	(\$4,463.24)	2.60
11000-2300-53711-0000-001016-0000	Support Services-General Administration-	\$0.00	\$1,000.00	\$1,200.00	\$0.00	(\$200.00)	120.00
11000-2300-55400-0000-001016-0000	Support Services-General Administration-	\$444.28	\$1,660.00	\$1,568.68	\$1,091.32	(\$1,000.00)	94.49
11000-2300-55812-0000-001016-0000	Support Services-General Administration-	\$0.00	\$2,500.00	\$0.00	\$200.00	\$2,300.00	0.00
11000-2300-56118-0000-001016-0000	Support Services-General Administration-	\$0.00	\$0.00	\$22.52	\$2.48	(\$25.00)	0.00
Subtotal of Element: [Function] 2300 - Support Services-General Administration		\$10,858.14	\$154,256.00	\$53,691.42	\$104,414.01	(\$3,849.43)	34.81
11000-2400-51100-0000-001016-1112	Support Services-School Administration-	\$4,687.50	\$56,250.00	\$21,093.75	\$35,156.25	\$0.00	37.50
11000-2400-51100-0000-001016-1217	Support Services-School Administration-	\$4,984.20	\$58,412.00	\$22,762.00	\$36,894.40	(\$1,244.40)	38.96
11000-2400-51300-0000-001016-0000	Support Services-School Administration-	\$0.00	\$0.00	\$418.18	\$0.00	(\$418.18)	0.00
11000-2400-51300-0000-001016-1112	Support Services-School Administration-	\$836.36	\$0.00	\$3,009.08	\$6,272.74	(\$9,281.82)	0.00
11000-2400-52111-0000-001016-0000	Support Services-School Administration-	\$1,430.85	\$16,225.00	\$6,438.37	\$10,224.24	(\$437.61)	39.68
11000-2400-52112-0000-001016-0000	Support Services-School Administration-ERA	\$202.24	\$2,293.00	\$914.22	\$1,445.09	(\$66.31)	39.87
11000-2400-52210-0000-001016-0000	Support Services-School Administration-FICA	\$576.36	\$7,109.00	\$2,614.01	\$4,319.13	\$175.86	36.77
11000-2400-52220-0000-001016-0000	Support Services-School Administration-	\$134.80	\$1,663.00	\$611.37	\$1,010.25	\$41.38	36.76
11000-2400-52311-0000-001016-0000	Support Services-School Administration-Health	\$1,723.88	\$17,723.00	\$6,818.54	\$13,419.82	(\$2,515.36)	38.47
11000-2400-52312-0000-001016-0000	Support Services-School Administration-Life	\$4.72	\$44.00	\$24.78	\$36.58	(\$17.36)	56.31
11000-2400-52313-0000-001016-0000	Support Services-School Administration-Dental	\$76.98	\$808.00	\$304.26	\$603.01	(\$99.27)	37.65
11000-2400-52314-0000-001016-0000	Support Services-School Administration-Vision	\$16.96	\$153.00	\$67.84	\$131.44	(\$46.28)	44.33
11000-2400-52315-0000-001016-0000	Support Services-School Administration-	\$18.05	\$0.00	\$72.20	\$135.47	(\$207.67)	0.00
11000-2400-52500-0000-001016-0000	Support Services-School Administration-	\$2.88	\$205.00	\$26.42	\$186.02	(\$7.44)	12.88
11000-2400-52710-0000-001016-0000	Support Services-School Administration-	\$0.00	\$1,493.00	\$1,516.00	\$0.00	(\$23.00)	101.54
11000-2400-52720-0000-001016-0000	Support Services-School Administration-	\$0.00	\$25.00	\$6.90	\$13.80	\$4.30	27.60
11000-2400-53330-0000-001016-0000	Support Services-School Administration-	\$350.00	\$0.00	\$1,100.00	\$0.00	(\$1,100.00)	0.00
11000-2400-53711-0000-001016-0000	Support Services-School Administration-Other	\$107.34	\$5,350.00	\$2,513.84	\$435.16	\$2,401.00	46.98
11000-2400-54610-0000-001016-0000	Support Services-School Administration-	\$0.00	\$1,000.00	\$0.00	\$0.00	\$1,000.00	0.00
11000-2400-55915-0000-001016-0000	Support Services-School Administration-Other	\$283.12	\$1,700.00	\$283.12	\$1,216.88	\$200.00	16.65
11000-2400-56113-0000-001016-0000	Support Services-School Administration-	\$0.00	\$0.00	\$222.75	\$0.00	(\$222.75)	0.00
11000-2400-56118-0000-001016-0000	Support Services-School Administration-	\$624.14	\$4,901.00	\$1,178.84	\$361.79	\$3,360.37	24.05
Subtotal of Element: [Function] 2400 - Support Services-School Administration		\$16,060.38	\$175,354.00	\$71,996.47	\$111,862.07	(\$8,504.54)	41.06
11000-2500-51100-0000-001016-1114	Central Services-Salaries Expense	\$2,703.00	\$32,436.00	\$12,163.50	\$20,272.50	\$0.00	37.50
11000-2500-51100-0000-001016-1115	Central Services-Salaries Expense	\$5,253.10	\$63,037.00	\$23,638.95	\$39,398.31	(\$0.26)	37.50

11000-2500-51300-0000-001016-1217	Central Services-Additional Compensation	\$0.00	\$500.00	\$500.00	\$0.00	\$0.00	100.00
11000-2500-52111-0000-001016-0000	Central Services-Educational Retirement	\$1,125.80	\$13,509.00	\$5,066.10	\$8,443.54	(\$0.64)	37.50
11000-2500-52112-0000-001016-0000	Central Services-ERA - Retiree Health	\$159.12	\$1,909.00	\$716.04	\$1,193.38	(\$0.42)	37.50
11000-2500-52210-0000-001016-0000	Central Services-FICA Payments	\$459.50	\$5,950.00	\$2,096.38	\$1,090.73	\$2,762.89	35.23
11000-2500-52220-0000-001016-0000	Central Services-Medicare Payments	\$107.46	\$1,392.00	\$490.28	\$255.02	\$646.70	35.22
11000-2500-52311-0000-001016-0000	Central Services-Health and Medical	\$530.40	\$6,365.00	\$2,362.86	\$4,243.20	(\$241.06)	37.12
11000-2500-52312-0000-001016-0000	Central Services-Life	\$4.72	\$58.00	\$21.24	\$37.76	(\$1.00)	36.62
11000-2500-52313-0000-001016-0000	Central Services-Dental	\$34.32	\$432.00	\$154.02	\$274.56	\$3.42	35.65
11000-2500-52314-0000-001016-0000	Central Services-Vision	\$7.82	\$90.00	\$35.19	\$62.56	(\$7.75)	39.10
11000-2500-52500-0000-001016-0000	Central Services-Unemployment	\$3.80	\$164.00	\$33.38	\$144.04	(\$13.42)	20.35
11000-2500-52710-0000-001016-0000	Central Services-Workers Compensation	\$0.00	\$1,249.00	\$0.00	\$0.00	\$1,249.00	0.00
11000-2500-52720-0000-001016-0000	Central Services-Workers Compensation	\$0.00	\$20.00	\$4.60	\$13.95	\$1.45	23.00
11000-2500-53330-0000-001016-0000	Central Services-Professional Development	\$0.00	\$500.00	\$275.00	\$0.00	\$225.00	55.00
11000-2500-53414-0000-001016-0000	Central Services-Other Professional/Technical	\$2,518.85	\$31,000.00	\$13,283.14	\$17,214.75	\$502.11	42.84
11000-2500-53711-0000-001016-0000	Central Services-Other Charges	\$0.00	\$925.00	\$585.00	\$0.00	\$340.00	63.24
11000-2500-54630-0000-001016-0000	Central Services-Rentals - Computers and	\$117.09	\$2,110.00	\$844.14	\$1,341.86	(\$76.00)	40.00
11000-2500-55813-0000-001016-0000	Central Services-Employee Travel - Non-	\$29.65	\$400.00	\$442.08	\$48.73	(\$90.81)	110.52
11000-2500-55915-0000-001016-0000	Central Services-Other Contract Services	\$64.00	\$1,650.00	\$3,390.30	\$290.00	(\$2,030.30)	205.47
11000-2500-56113-0000-001016-0000	Central Services-Software	\$0.00	\$12,800.00	\$12,790.94	\$4,851.67	(\$4,842.61)	99.92
11000-2500-56118-0000-001016-0000	Central Services-General Supplies and	\$1,429.66	\$116,034.00	\$2,494.03	\$1,549.70	\$111,990.27	2.14
Subtotal of Element: [Function] 2500 - Central Services		\$14,548.29	\$292,530.00	\$81,387.17	\$100,726.26	\$110,416.57	27.82
11000-2600-51100-0000-001016-1614	Operation & Maintenance of Plant-Salaries	\$0.00	\$0.00	\$260.70	\$0.00	(\$260.70)	0.00
11000-2600-52111-0000-001016-0000	Operation & Maintenance of Plant-Educational	\$0.00	\$0.00	\$36.89	\$0.00	(\$36.89)	0.00
11000-2600-52112-0000-001016-0000	Operation & Maintenance of Plant-ERA -	\$0.00	\$0.00	\$5.21	\$0.00	(\$5.21)	0.00
11000-2600-52210-0000-001016-0000	Operation & Maintenance of Plant-FICA	\$0.00	\$0.00	\$14.00	\$0.00	(\$14.00)	0.00
11000-2600-52220-0000-001016-0000	Operation & Maintenance of Plant-Medicare	\$0.00	\$0.00	\$3.27	\$0.00	(\$3.27)	0.00
11000-2600-52312-0000-001016-0000	Operation & Maintenance of Plant-Life	\$0.00	\$0.00	\$1.18	\$0.00	(\$1.18)	0.00
11000-2600-52500-0000-001016-0000	Operation & Maintenance of Plant-	\$0.00	\$0.00	\$0.75	\$0.00	(\$0.75)	0.00
11000-2600-54311-0000-001016-0000	Operation & Maintenance of Plant-	\$0.00	\$2,750.00	\$0.00	\$0.00	\$2,750.00	0.00
11000-2600-54312-0000-001016-0000	Operation & Maintenance of Plant-	\$0.00	\$1,000.00	\$1,597.53	\$562.28	(\$1,159.81)	159.75
11000-2600-54411-0000-001016-0000	Operation & Maintenance of Plant-Electricity	\$2,623.27	\$35,000.00	\$15,526.36	\$22,506.99	(\$3,033.35)	44.36
11000-2600-54415-0000-001016-0000	Operation & Maintenance of Plant-	\$818.95	\$9,000.00	\$3,446.30	\$5,553.70	\$0.00	38.29
11000-2600-54416-0000-001016-0000	Operation & Maintenance of Plant-	\$502.04	\$3,100.00	\$3,256.93	\$2,134.51	(\$2,291.44)	105.06
11000-2600-54610-0000-001016-0000	Operation & Maintenance of Plant-Renting	\$22,000.00	\$145,000.00	\$111,878.89	\$0.00	\$33,121.11	77.15
11000-2600-54620-0000-001016-0000	Operation & Maintenance of Plant-Rental -	\$237.33	\$2,900.00	\$949.32	\$1,950.68	\$0.00	32.73
11000-2600-55200-0000-001016-0000	Operation & Maintenance of Plant-	\$294.25	\$23,460.00	\$21,598.25	\$2,059.75	(\$198.00)	92.06
11000-2600-55915-0000-001016-0000	Operation & Maintenance of Plant-Other	\$4,087.92	\$57,650.00	\$20,316.74	\$36,033.72	\$1,299.54	35.24
11000-2600-56118-0000-001016-0000	Operation & Maintenance of Plant-General	\$417.00	\$3,800.00	\$2,200.27	\$519.56	\$1,080.17	57.90
Subtotal of Element: [Function] 2600 - Operation & Maintenance of Plant		\$30,980.76	\$283,660.00	\$181,092.59	\$71,321.19	\$31,246.22	63.84
11000-3100-51100-0000-001016-1614	Food Services Operations-Salaries Expense	\$1,107.97	\$14,221.00	\$4,144.62	\$6,766.76	\$3,309.62	29.14
11000-3100-52111-0000-001016-0000	Food Services Operations-Educational	\$156.78	\$2,012.00	\$586.47	\$900.72	\$524.81	29.14
11000-3100-52112-0000-001016-0000	Food Services Operations-ERA - Retiree	\$22.16	\$284.00	\$82.89	\$127.23	\$73.88	29.18
11000-3100-52210-0000-001016-0000	Food Services Operations-FICA Payments	\$68.70	\$882.00	\$252.65	\$394.73	\$234.62	28.64
11000-3100-52220-0000-001016-0000	Food Services Operations-Medicare Payments	\$16.07	\$206.00	\$59.10	\$92.35	\$54.55	28.68
11000-3100-52312-0000-001016-0000	Food Services Operations-Life	\$0.00	\$29.00	\$4.72	\$0.00	\$24.28	16.27
11000-3100-52500-0000-001016-0000	Food Services Operations-Unemployment	\$3.66	\$82.00	\$13.45	\$20.96	\$47.59	16.40
11000-3100-52710-0000-001016-0000	Food Services Operations-Workers	\$0.00	\$185.00	\$188.00	\$0.00	(\$3.00)	101.62
11000-3100-52720-0000-001016-0000	Food Services Operations-Workers	\$0.00	\$10.00	\$2.30	\$6.90	\$0.80	23.00
11000-3100-56118-0000-001016-0000	Food Services Operations-General Supplies	\$0.00	\$0.00	\$0.00	\$7.99	(\$7.99)	0.00
Subtotal of Element: [Function] 3100 - Food Services Operations		\$1,375.34	\$17,911.00	\$5,334.20	\$8,317.64	\$4,259.16	29.78
Subtotal of Element: [Fund] 11000 - Operational		\$165,848.32	\$2,000,239.00	\$731,807.92	\$1,006,030.10	\$262,400.98	36.59
14000-1000-56108-1010-001016-0000	Instruction-Instructional Materials Credit - 50%	\$0.00	\$0.00	\$97.86	\$0.00	(\$97.86)	0.00
14000-1000-56111-1010-001016-0000	Instruction-Instructional Materials Cash - 50%	\$0.00	\$0.00	\$104.25	\$1,895.75	(\$2,000.00)	0.00

Subtotal of Element: [Function] 1000 - Instruction		\$0.00	\$0.00	\$202.11	\$1,895.75	(\$2,097.86)	0.00
Subtotal of Element: [Fund] 14000 - Total Instructional Materials Sub-Fund		\$0.00	\$0.00	\$202.11	\$1,895.75	(\$2,097.86)	0.00
21000-3100-53330-0000-001016-0000	Food Services Operations-Professional	\$120.00	\$0.00	\$120.00	(\$60.00)	(\$60.00)	0.00
21000-3100-56118-0000-001016-0000	Food Services Operations-General Supplies	\$392.85	\$2,200.00	\$392.85	\$146.79	\$1,660.36	17.85
Subtotal of Element: [Function] 3100 - Food Services Operations		\$512.85	\$2,200.00	\$512.85	\$86.79	\$1,600.36	23.31
Subtotal of Element: [Fund] 21000 - Food Services		\$512.85	\$2,200.00	\$512.85	\$86.79	\$1,600.36	23.31
24101-1000-51100-1010-001016-1411	Instruction-Salaries Expense	\$1,577.38	\$0.00	\$2,366.07	\$12,618.93	(\$14,985.00)	0.00
24101-1000-51100-1010-001016-1711	Instruction-Salaries Expense	\$0.00	\$14,985.00	\$0.00	\$0.00	\$14,985.00	0.00
24101-1000-51300-1010-001016-1411	Instruction-Additional Compensation	\$83.34	\$1,000.00	\$333.36	\$666.64	\$0.00	33.33
24101-1000-52111-0000-001016-0000	Instruction-Educational Retirement	\$235.00	\$139.00	\$382.00	\$1,879.99	(\$2,122.99)	274.82
24101-1000-52112-0000-001016-0000	Instruction-ERA - Retiree Health	\$33.20	\$20.00	\$53.95	\$265.60	(\$299.55)	269.75
24101-1000-52210-0000-001016-0000	Instruction-FICA Payments	\$102.32	\$992.00	\$164.82	\$818.56	\$8.62	16.61
24101-1000-52220-0000-001016-0000	Instruction-Medicare Payments	\$23.92	\$232.00	\$38.53	\$191.36	\$2.11	16.60
24101-1000-52312-0000-001016-0000	Instruction-Life	\$1.10	\$29.00	\$1.65	\$8.80	\$18.55	5.68
24101-1000-52500-0000-001016-0000	Instruction-Unemployment Compensation	\$0.00	\$82.00	\$0.00	\$39.07	\$42.93	0.00
24101-1000-52710-0000-001016-0000	Instruction-Workers Compensation Premium	\$0.00	\$164.00	\$212.00	\$0.00	(\$48.00)	129.26
24101-1000-52720-0000-001016-0000	Instruction-Workers Compensation Employer's	\$0.00	\$10.00	\$0.04	\$0.12	\$9.84	0.40
24101-1000-53711-1010-001016-0000	Instruction-Other Charges	\$0.00	\$500.00	\$0.00	\$0.00	\$500.00	0.00
24101-1000-55817-0000-001016-0000	Instruction-Student Travel	\$272.00	\$0.00	\$272.00	\$0.00	(\$272.00)	0.00
24101-1000-55817-1010-001016-0000	Instruction-Student Travel	\$0.00	\$1,000.00	\$0.00	\$0.00	\$1,000.00	0.00
24101-1000-55915-1010-001016-0000	Instruction-Other Contract Services	\$225.00	\$0.00	\$225.00	\$0.00	(\$225.00)	0.00
24101-1000-56113-1010-001016-0000	Instruction-Software	\$2,496.00	\$15,450.00	\$12,246.00	\$0.00	\$3,204.00	79.26
24101-1000-56118-1010-001016-0000	Instruction-General Supplies and Materials	\$0.00	\$1,515.00	\$1,580.37	\$169.63	(\$235.00)	104.31
24101-1000-57332-1010-001016-0000	Instruction-Supply Assets (\$5,000 or Less)	\$0.00	\$12,352.00	\$0.00	\$0.00	\$12,352.00	0.00
Subtotal of Element: [Function] 1000 - Instruction		\$5,049.26	\$48,470.00	\$17,875.79	\$16,658.70	\$13,935.51	36.88
24101-2100-53711-0000-001016-0000	Support Services-Students-Other Charges	\$0.00	\$300.00	\$0.00	\$0.00	\$300.00	0.00
24101-2100-56118-0000-001016-0000	Support Services-Students-General Supplies	\$0.00	\$373.00	\$0.00	\$0.00	\$373.00	0.00
Subtotal of Element: [Function] 2100 - Support Services-Students		\$0.00	\$673.00	\$0.00	\$0.00	\$673.00	0.00
Subtotal of Element: [Fund] 24101 - Title I - IASA		\$5,049.26	\$49,143.00	\$17,875.79	\$16,658.70	\$14,608.51	36.38
24106-1000-51100-2000-001016-1412	Instruction-Salaries Expense	\$4,250.66	\$32,867.00	\$17,002.64	\$34,005.36	(\$18,141.00)	51.73
24106-1000-52111-0000-001016-0000	Instruction-Educational Retirement	\$601.46	\$3,810.00	\$2,405.84	\$4,811.88	(\$3,407.72)	63.14
24106-1000-52112-0000-001016-0000	Instruction-ERA - Retiree Health	\$85.02	\$539.00	\$340.08	\$680.13	(\$481.21)	63.09
24106-1000-52210-0000-001016-0000	Instruction-FICA Payments	\$262.84	\$1,670.00	\$1,051.38	\$2,102.62	(\$1,484.00)	62.95
24106-1000-52220-0000-001016-0000	Instruction-Medicare Payments	\$61.46	\$390.00	\$245.86	\$491.88	(\$347.74)	63.04
24106-1000-52311-0000-001016-0000	Instruction-Health and Medical Premiums	\$0.00	\$6,242.00	\$0.00	\$0.00	\$6,242.00	0.00
24106-1000-52312-0000-001016-0000	Instruction-Life	\$2.36	\$16.00	\$9.44	\$18.88	(\$12.32)	59.00
24106-1000-52313-0000-001016-0000	Instruction-Dental	\$17.16	\$343.00	\$67.82	\$137.28	\$137.90	19.77
24106-1000-52314-0000-001016-0000	Instruction-Vision	\$0.00	\$54.00	\$0.00	\$0.00	\$54.00	0.00
24106-1000-52315-0000-001016-0000	Instruction-Disability	\$13.33	\$0.00	\$53.32	\$106.75	(\$160.07)	0.00
24106-1000-52500-0000-001016-0000	Instruction-Unemployment Compensation	\$0.00	\$44.00	\$2.46	\$81.84	(\$40.30)	5.59
24106-1000-52710-0000-001016-0000	Instruction-Workers Compensation Premium	\$0.00	\$351.00	\$356.00	\$0.00	(\$5.00)	101.42
24106-1000-52720-0000-001016-0000	Instruction-Workers Compensation Employer's	\$0.00	\$6.00	\$2.30	\$0.00	\$3.70	38.33
24106-1000-56118-2000-001016-0000	Instruction-General Supplies and Materials	\$0.00	\$0.00	\$103.27	\$120.74	(\$224.01)	0.00
24106-1000-57332-2000-001016-0000	Instruction-Supply Assets (\$5,000 or Less)	\$0.00	\$1.00	\$0.00	\$0.00	\$1.00	0.00
Subtotal of Element: [Function] 1000 - Instruction		\$5,294.29	\$46,333.00	\$21,640.41	\$42,557.36	(\$17,864.77)	46.71
Subtotal of Element: [Fund] 24106 - Entitlement IDEA-B		\$5,294.29	\$46,333.00	\$21,640.41	\$42,557.36	(\$17,864.77)	46.71
24153-1000-53330-1010-001016-0000	Instruction-Professional Development	\$0.00	\$0.00	\$120.00	\$5.00	(\$125.00)	0.00
24153-1000-56113-1010-001016-0000	Instruction-Software	\$0.00	\$270.00	\$0.00	\$0.00	\$270.00	0.00
Subtotal of Element: [Function] 1000 - Instruction		\$0.00	\$270.00	\$120.00	\$5.00	\$145.00	44.44
Subtotal of Element: [Fund] 24153 - English Language Acquisition		\$0.00	\$270.00	\$120.00	\$5.00	\$145.00	44.44
24154-1000-51300-1010-001016-1411	Instruction-Additional Compensation	\$25.00	\$1,000.00	\$100.00	\$200.00	\$700.00	10.00
24154-1000-52111-0000-001016-0000	Instruction-Educational Retirement	\$3.54	\$0.00	\$14.16	\$28.32	(\$42.48)	0.00
24154-1000-52112-0000-001016-0000	Instruction-ERA - Retiree Health	\$0.50	\$0.00	\$2.00	\$4.00	(\$6.00)	0.00

24154-1000-52210-0000-001016-0000	Instruction-FICA Payments	\$1.48	\$0.00	\$5.92	\$11.84	(\$17.76)	0.00
24154-1000-52220-0000-001016-0000	Instruction-Medicare Payments	\$0.34	\$0.00	\$1.36	\$2.72	(\$4.08)	0.00
24154-1000-52500-0000-001016-0000	Instruction-Unemployment Compensation	\$0.00	\$0.00	\$0.00	\$0.48	(\$0.48)	0.00
24154-1000-52720-0000-001016-0000	Instruction-Workers Compensation Employer's	\$0.00	\$0.00	\$0.01	\$0.03	(\$0.04)	0.00
24154-1000-53330-1010-001016-0000	Instruction-Professional Development	\$1,087.00	\$8,575.00	\$3,411.95	\$0.05	\$5,163.00	39.78
Subtotal of Element: [Function] 1000 - Instruction		\$1,117.86	\$9,575.00	\$3,535.40	\$247.44	\$5,792.16	36.92
24154-2400-53330-0000-001016-0000	Support Services-School Administration-	\$0.00	\$0.00	\$0.00	\$250.00	(\$250.00)	0.00
Subtotal of Element: [Function] 2400 - Support Services-School Administration		\$0.00	\$0.00	\$0.00	\$250.00	(\$250.00)	0.00
Subtotal of Element: [Fund] 24154 - Teacher/Principal Training & Recruiting		\$1,117.86	\$9,575.00	\$3,535.40	\$497.44	\$5,542.16	36.92
24190-1000-51100-1010-001016-1411	Instruction-Salaries Expense	\$1,835.50	\$30,442.00	\$9,579.01	\$14,684.00	\$6,178.99	31.46
24190-1000-52111-0000-001016-0000	Instruction-Educational Retirement	\$259.72	\$4,667.00	\$1,355.42	\$2,077.75	\$1,233.83	29.04
24190-1000-52112-0000-001016-0000	Instruction-ERA - Retiree Health	\$36.72	\$329.00	\$191.60	\$293.76	(\$156.36)	58.23
24190-1000-52210-0000-001016-0000	Instruction-FICA Payments	\$113.80	\$1,426.00	\$593.90	\$910.40	(\$78.30)	41.64
24190-1000-52220-0000-001016-0000	Instruction-Medicare Payments	\$26.62	\$215.00	\$138.89	\$212.96	(\$136.85)	64.60
24190-1000-52312-0000-001016-0000	Instruction-Life	\$1.26	\$29.00	\$6.61	\$10.08	\$12.31	22.79
24190-1000-52500-0000-001016-0000	Instruction-Unemployment Compensation	\$0.00	\$82.00	\$11.00	\$44.04	\$26.96	13.41
24190-1000-52710-0000-001016-0000	Instruction-Workers Compensation Premium	\$0.00	\$308.00	\$547.00	\$0.00	(\$239.00)	177.59
24190-1000-52720-0000-001016-0000	Instruction-Workers Compensation Employer's	\$0.00	\$10.00	\$0.00	\$0.00	\$10.00	0.00
24190-1000-53711-1010-001016-0000	Instruction-Other Charges	\$0.00	\$0.00	\$300.00	\$40.00	(\$340.00)	0.00
24190-1000-55817-1010-001016-0000	Instruction-Student Travel	\$0.00	\$0.00	\$225.00	\$165.00	(\$390.00)	0.00
24190-1000-56113-1010-001016-0000	Instruction-Software	\$0.00	\$0.00	\$1,089.00	\$0.00	(\$1,089.00)	0.00
24190-1000-56118-1010-001016-0000	Instruction-General Supplies and Materials	\$77.90	\$0.00	\$77.90	\$46.00	(\$123.90)	0.00
Subtotal of Element: [Function] 1000 - Instruction		\$2,351.52	\$37,508.00	\$14,115.33	\$18,483.99	\$4,908.68	37.63
Subtotal of Element: [Fund] 24190 - CSI		\$2,351.52	\$37,508.00	\$14,115.33	\$18,483.99	\$4,908.68	37.63
27103-1000-56112-1010-001016-0000	Instruction-Other Textbooks	\$0.00	\$2,285.00	\$0.00	\$0.00	\$2,285.00	0.00
Subtotal of Element: [Function] 1000 - Instruction		\$0.00	\$2,285.00	\$0.00	\$0.00	\$2,285.00	0.00
Subtotal of Element: [Fund] 27103 - Dual Credit Instructional Materials		\$0.00	\$2,285.00	\$0.00	\$0.00	\$2,285.00	0.00
27107-2200-56114-0000-001016-0000	Support Services-Instruction-Library And Audio	\$0.00	\$3,152.00	\$0.00	\$0.00	\$3,152.00	0.00
Subtotal of Element: [Function] 2200 - Support Services-Instruction		\$0.00	\$3,152.00	\$0.00	\$0.00	\$3,152.00	0.00
Subtotal of Element: [Fund] 27107 - Literacy For Children @ Risk PED		\$0.00	\$3,152.00	\$0.00	\$0.00	\$3,152.00	0.00
27109-1000-56107-1010-001016-0000	Instruction-Instructional Materials Credit - 50%	\$203.96	\$5,484.00	\$203.96	(\$83.96)	\$5,364.00	3.71
27109-1000-56108-1010-001016-0000	Instruction-Instructional Materials Credit - 50%	\$1,263.15	\$1,828.00	\$4,284.37	\$772.49	(\$3,228.86)	234.37
27109-1000-56111-1010-001016-0000	Instruction-Instructional Materials Cash - 50%	\$3,245.84	\$7,312.00	\$4,538.92	\$817.66	\$1,955.42	62.07
Subtotal of Element: [Function] 1000 - Instruction		\$4,712.95	\$14,624.00	\$9,027.25	\$1,506.19	\$4,090.56	61.73
Subtotal of Element: [Fund] 27109 - PED Safety in Schools		\$4,712.95	\$14,624.00	\$9,027.25	\$1,506.19	\$4,090.56	61.73
31200-4000-54610-0000-001016-0000	Capital Outlay-Renting Land and Buildings	\$0.00	\$121,061.00	\$0.00	\$0.00	\$121,061.00	0.00
Subtotal of Element: [Function] 4000 - Capital Outlay		\$0.00	\$121,061.00	\$0.00	\$0.00	\$121,061.00	0.00
Subtotal of Element: [Fund] 31200 - Public School Capital Outlay		\$0.00	\$121,061.00	\$0.00	\$0.00	\$121,061.00	0.00
31600-4000-54640-0000-001016-0000	Capital Outlay-Rentals - Lease to Purchase	\$0.00	\$328,863.00	\$0.00	\$0.00	\$328,863.00	0.00
Subtotal of Element: [Function] 4000 - Capital Outlay		\$0.00	\$328,863.00	\$0.00	\$0.00	\$328,863.00	0.00
Subtotal of Element: [Fund] 31600 - Capital Improvements HB-33		\$0.00	\$328,863.00	\$0.00	\$0.00	\$328,863.00	0.00
31701-4000-56113-0000-001016-0000	Capital Outlay-Software	\$0.00	\$0.00	\$216.74	\$0.00	(\$216.74)	0.00
31701-4000-56118-0000-001016-0000	Capital Outlay-General Supplies and Materials	\$0.00	\$100,000.00	\$0.00	\$0.00	\$100,000.00	0.00
31701-4000-57332-0000-001016-0000	Capital Outlay-Supply Assets (\$5,000 or Less)	\$2,190.00	\$50,121.00	\$3,111.58	\$21,451.37	\$25,558.05	6.20
Subtotal of Element: [Function] 4000 - Capital Outlay		\$2,190.00	\$150,121.00	\$3,328.32	\$21,451.37	\$125,341.31	2.22
Subtotal of Element: [Fund] 31701 - Capital Improvements SB-9 Local		\$2,190.00	\$150,121.00	\$3,328.32	\$21,451.37	\$125,341.31	2.22
90004-1000-56118-1010-001016-0000	Instruction-General Supplies and Materials	\$959.90	\$0.00	\$1,011.52	\$1,254.48	(\$2,266.00)	0.00
Subtotal of Element: [Function] 1000 - Instruction		\$959.90	\$0.00	\$1,011.52	\$1,254.48	(\$2,266.00)	0.00
Subtotal of Element: [Fund] 90004 - Student Activity - Student Government		\$959.90	\$0.00	\$1,011.52	\$1,254.48	(\$2,266.00)	0.00
Grand Total		\$188,036.95	\$2,765,374.00	\$803,176.90	\$1,110,427.17	\$851,769.93	29.04

Albuquerque Talent Development Academy

Account Summary Report

Cycle: FY2019-2020; Begin Date: 11/01/2019; End Date: 11/30/2019; Account Type: Revenue; Subtotal Elements: Fund,Function; Filter: (([Fund] >= '11000') ; Subtotal By Account Type: No; Include Unposted Transactions: No; Created On: 12/12/2019 3:46:32 PM

Account Code	Description	Actual (Date Range)	Budget (YTD)	Actual (YTD)	Encumbrance (YTD)	Available (YTD)	% of Budget
11000-0000-41702-0000-001016-0000	Fees - Educational	(\$104.70)	(\$2,000.00)	(\$1,898.33)	\$0.00	(\$101.67)	94.91
11000-0000-43101-0000-001016-0000	State Equalization Guarantee	(\$149,779.28)	(\$1,797,354.00)	(\$748,896.40)	\$0.00	(\$1,048,457.60)	41.66
Subtotal of Element: [Function] 0000 - Revenue		(\$149,883.98)	(\$1,799,354.00)	(\$750,794.73)	\$0.00	(\$1,048,559.27)	41.73
Subtotal of Element: [Fund] 11000 - Operational		(\$149,883.98)	(\$1,799,354.00)	(\$750,794.73)	\$0.00	(\$1,048,559.27)	41.73
14000-0000-43211-0000-001016-0000	Instructional Materials - Cash (50%)	\$0.00	\$0.00	(\$173.63)	\$0.00	\$173.63	0.00
Subtotal of Element: [Function] 0000 - Revenue		\$0.00	\$0.00	(\$173.63)	\$0.00	\$173.63	0.00
Subtotal of Element: [Fund] 14000 - Total Instructional Materials Sub-Fund		\$0.00	\$0.00	(\$173.63)	\$0.00	\$173.63	0.00
21000-0000-41603-0000-001016-0000	Fees - Adults/Food Services	(\$3.70)	\$0.00	(\$7.40)	\$0.00	\$7.40	0.00
Subtotal of Element: [Function] 0000 - Revenue		(\$3.70)	\$0.00	(\$7.40)	\$0.00	\$7.40	0.00
Subtotal of Element: [Fund] 21000 - Food Services		(\$3.70)	\$0.00	(\$7.40)	\$0.00	\$7.40	0.00
24101-0000-41924-0000-001016-0000	Flowthrough Grants from District	\$0.00	(\$49,143.00)	(\$16,855.08)	\$0.00	(\$32,287.92)	34.29
Subtotal of Element: [Function] 0000 - Revenue		\$0.00	(\$49,143.00)	(\$16,855.08)	\$0.00	(\$32,287.92)	34.30
Subtotal of Element: [Fund] 24101 - Title I - IASA		\$0.00	(\$49,143.00)	(\$16,855.08)	\$0.00	(\$32,287.92)	34.30
24106-0000-41924-0000-001016-0000	Flowthrough Grants from District	\$0.00	(\$46,333.00)	(\$31,710.42)	\$0.00	(\$14,622.58)	68.44
Subtotal of Element: [Function] 0000 - Revenue		\$0.00	(\$46,333.00)	(\$31,710.42)	\$0.00	(\$14,622.58)	68.44
Subtotal of Element: [Fund] 24106 - Entitlement IDEA-B		\$0.00	(\$46,333.00)	(\$31,710.42)	\$0.00	(\$14,622.58)	68.44
24153-0000-41924-0000-001016-0000	Flowthrough Grants from District	\$0.00	(\$270.00)	\$0.00	\$0.00	(\$270.00)	0.00
Subtotal of Element: [Function] 0000 - Revenue		\$0.00	(\$270.00)	\$0.00	\$0.00	(\$270.00)	0.00
Subtotal of Element: [Fund] 24153 - English Language Acquisition		\$0.00	(\$270.00)	\$0.00	\$0.00	(\$270.00)	0.00
24154-0000-41924-0000-001016-0000	Flowthrough Grants from District	\$0.00	(\$9,575.00)	(\$2,736.61)	\$0.00	(\$6,838.39)	28.58
Subtotal of Element: [Function] 0000 - Revenue		\$0.00	(\$9,575.00)	(\$2,736.61)	\$0.00	(\$6,838.39)	28.58
Subtotal of Element: [Fund] 24154 - Teacher/Principal Training & Recruiting		\$0.00	(\$9,575.00)	(\$2,736.61)	\$0.00	(\$6,838.39)	28.58
24189-0000-41924-0000-001016-0000	Flowthrough Grants from District	\$0.00	\$0.00	(\$1,521.62)	\$0.00	\$1,521.62	0.00
Subtotal of Element: [Function] 0000 - Revenue		\$0.00	\$0.00	(\$1,521.62)	\$0.00	\$1,521.62	0.00
Subtotal of Element: [Fund] 24189 - Title IV - Student Supp Academic Achievement		\$0.00	\$0.00	(\$1,521.62)	\$0.00	\$1,521.62	0.00
24190-0000-41924-0000-001016-0000	Flowthrough Grants from District	\$0.00	(\$37,508.00)	(\$89,121.93)	\$0.00	\$51,613.93	237.60
Subtotal of Element: [Function] 0000 - Revenue		\$0.00	(\$37,508.00)	(\$89,121.93)	\$0.00	\$51,613.93	237.61
Subtotal of Element: [Fund] 24190 - CSI		\$0.00	(\$37,508.00)	(\$89,121.93)	\$0.00	\$51,613.93	237.61
27103-0000-41924-0000-001016-0000	Flowthrough Grants from District	\$0.00	(\$2,285.00)	\$0.00	\$0.00	(\$2,285.00)	0.00
Subtotal of Element: [Function] 0000 - Revenue		\$0.00	(\$2,285.00)	\$0.00	\$0.00	(\$2,285.00)	0.00
Subtotal of Element: [Fund] 27103 - Dual Credit Instructional Materials		\$0.00	(\$2,285.00)	\$0.00	\$0.00	(\$2,285.00)	0.00
27107-0000-43202-0000-001016-0000	State Flow-through Grant	\$0.00	(\$3,152.00)	\$0.00	\$0.00	(\$3,152.00)	0.00

Subtotal of Element: [Function] 0000 - Revenue		\$0.00	(\$3,152.00)	\$0.00	\$0.00	(\$3,152.00)	0.00
Subtotal of Element: [Fund] 27107 - Literacy For Children @ Risk PED		\$0.00	(\$3,152.00)	\$0.00	\$0.00	(\$3,152.00)	0.00
27109-0000-43202-0000-001016-0000	State Flow-through Grant	\$0.00	(\$14,624.00)	(\$14,623.87)	\$0.00	(\$0.13)	99.99
Subtotal of Element: [Function] 0000 - Revenue		\$0.00	(\$14,624.00)	(\$14,623.87)	\$0.00	(\$0.13)	100.00
Subtotal of Element: [Fund] 27109 - PED Safety in Schools		\$0.00	(\$14,624.00)	(\$14,623.87)	\$0.00	(\$0.13)	100.00
31200-0000-43209-0000-001016-0000	PSCOC Awards	\$0.00	(\$121,061.00)	(\$30,278.25)	\$0.00	(\$90,782.75)	25.01
Subtotal of Element: [Function] 0000 - Revenue		\$0.00	(\$121,061.00)	(\$30,278.25)	\$0.00	(\$90,782.75)	25.01
Subtotal of Element: [Fund] 31200 - Public School Capital Outlay		\$0.00	(\$121,061.00)	(\$30,278.25)	\$0.00	(\$90,782.75)	25.01
31600-0000-41110-0000-001016-0000	Ad Valorem Taxes - School District	(\$249.80)	\$0.00	(\$3,925.84)	\$0.00	\$3,925.84	0.00
Subtotal of Element: [Function] 0000 - Revenue		(\$249.80)	\$0.00	(\$3,925.84)	\$0.00	\$3,925.84	0.00
Subtotal of Element: [Fund] 31600 - Capital Improvements HR-23		(\$249.80)	\$0.00	(\$3,925.84)	\$0.00	\$3,925.84	0.00
31700-0000-43202-0000-001016-0000	State Flow-through Grant	\$0.00	\$0.00	(\$4,129.00)	\$0.00	\$4,129.00	0.00
Subtotal of Element: [Function] 0000 - Revenue		\$0.00	\$0.00	(\$4,129.00)	\$0.00	\$4,129.00	0.00
Subtotal of Element: [Fund] 31700 - Capital Improvements SR-9		\$0.00	\$0.00	(\$4,129.00)	\$0.00	\$4,129.00	0.00
31701-0000-41110-0000-001016-0000	Revenue	(\$133.63)	\$0.00	(\$1,981.00)	\$0.00	\$1,981.00	0.00
Subtotal of Element: [Function] 0000 - Revenue		(\$133.63)	\$0.00	(\$1,981.00)	\$0.00	\$1,981.00	0.00
Subtotal of Element: [Fund] 31701 - Capital Improvements SR-9 Local		(\$133.63)	\$0.00	(\$1,981.00)	\$0.00	\$1,981.00	0.00
90004-0000-41701-0000-001016-0000	Fees - Activities	(\$276.00)	\$0.00	(\$1,061.90)	\$0.00	\$1,061.90	0.00
Subtotal of Element: [Function] 0000 - Revenue		(\$276.00)	\$0.00	(\$1,061.90)	\$0.00	\$1,061.90	0.00
Subtotal of Element: [Fund] 90004 - Student Activity - Student Government		(\$276.00)	\$0.00	(\$1,061.90)	\$0.00	\$1,061.90	0.00
Grand Total		(\$150,547.11)	(\$2,083,305.00)	(\$948,921.28)	\$0.00	(\$1,134,383.72)	45.55

Albuquerque Talent Development Academy

Payroll Voucher Management Report

[Cycle Name]: "FY2019-2020"; Created On: 12/12/2019 3:59:13 PM

Voucher Status	Voucher Number	Voucher Date	Description	Voucher Total	Approved Date	Approved By
Paid	1792	11/05/2019	2019 10 RHC	\$2,799.19	11/13/2019	Wgalindo
Paid	1793	11/05/2019	2019 11 NMPSIA	\$10,415.84	11/13/2019	Wgalindo
Paid	1794	11/13/2019	2019 10 Aflac	\$331.18	11/13/2019	Wgalindo
Paid	1795	11/13/2019	2019 10 CRS	\$2,402.93	11/13/2019	Wgalindo
Paid	1796	11/13/2019	2019.10.15 InvesTrust	\$60.00	11/13/2019	Wgalindo
Paid	1797	11/13/2019	2019.10.31 InvesTrust	\$60.00	11/13/2019	Wgalindo
Paid	1798	11/13/2019	2019 10 FFGA	\$35.40	11/13/2019	Wgalindo
Paid	1799	11/13/2019	2019 10 ERB	\$23,075.23	11/13/2019	Wgalindo
Paid	1802	11/15/2019	DD for PR20-08	\$31,365.62	12/05/2019	Galindo, Whitney
Paid	1803	11/15/2019	EFTPS for PR20-08	\$10,883.23	12/05/2019	Galindo, Whitney
Paid	1804	11/29/2019	EFTPS for PR20-09	\$10,492.23	12/05/2019	Galindo, Whitney
Paid	1805	11/29/2019	DD for PR20-09	\$30,347.61	12/05/2019	Galindo, Whitney

Albuquerque Talent Development Academy

Voucher by Warrant with Date Range Report

Accounting Cycle: FY2019-2020; Voucher: [All]; Warrant Status: Non-Void; Order By: Voucher; Begin Date: 11/01/2019; End Date: 11/30/2019; Created On: 12/12/2019 4:00:57 PM

Warrant Date	Warrant Number	Vendor	Amount
11/05/2019	14904	3D Security Services Group, LLC	\$4,087.92
11/05/2019	14905	ABQ Charter School League	\$975.00
11/05/2019	14906	Accountability and Compliance Resources LLC	\$283.12
11/05/2019	14907	Albuquerque Bernalillo County Water Utility Authority	\$444.51
11/05/2019	14908	Archway	\$851.64
11/05/2019	14909	Bureau of Education & Research	\$558.00
11/05/2019	14910	Century Link	\$187.15
11/05/2019	14911	CES	\$1,762.76
11/05/2019	14912	CustomInk	\$429.20
11/05/2019	14913	Dick Blick	\$719.92
11/05/2019	14914	EASi Therapy & Diagnostic Services	\$6,119.21
11/05/2019	14915	Fincham Mobile Storage	\$237.33
11/05/2019	14916	Garcia, Herman	\$29.65
11/05/2019	14917	J and J Technical Services	\$2,452.40
11/05/2019	14918	Konica Minolta Business Solutions USA, Inc	\$252.01
11/05/2019	14919	Nasco Dissection Materials	\$81.00
11/05/2019	14920	National School Forms	\$379.89
11/05/2019	14921	NWEA	\$2,160.00
11/05/2019	14922	Office Furniture 2 Go	\$2,190.00
11/05/2019	14923	Safeguard	\$607.97
11/05/2019	14924	Sandia Office Supply	\$1,390.10
11/05/2019	14925	Southwest Regional Education Center	\$350.00
11/05/2019	14926	Unite Private Networks, LLC	\$314.89
11/05/2019	14927	WRIST-BAND.COM	\$77.90
11/07/2019	14969	NM Bank & Trust	\$1,248.74
11/13/2019	14930	Escape the Room Alb, LLC	\$272.00
11/13/2019	14931	Public Charter Schools of New Mexico	\$250.00
11/14/2019	14932	Molina, Lucinda	\$821.69
11/18/2019	14933	Adelante Development Center	\$64.00
11/18/2019	14934	Adobe Systems Incorporated	\$2,496.00
11/18/2019	14935	APS / Transporation Mechanical Center	\$225.00
11/18/2019	14936	Bureau of Education & Research	\$279.00
11/18/2019	14937	CES	\$1,186.77
11/18/2019	14938	Crystal Springs	\$374.44
11/18/2019	14939	Demco Inc	\$265.40
11/18/2019	14940	Dex Media East, Inc	\$6.28
11/18/2019	14941	Dick Blick	\$462.23
11/18/2019	14942	EASi Therapy & Diagnostic Services	\$2,764.30
11/18/2019	14943	Konica Minolta Premier	\$117.09
11/18/2019	14944	McGraw-Hill School Education	\$2,394.20
11/18/2019	14945	PNM	\$2,623.27
11/18/2019	14946	Saylor Family Trust, LLC	\$22,294.25
Sub Total			\$65,086.23