

Zoom Directions for Students

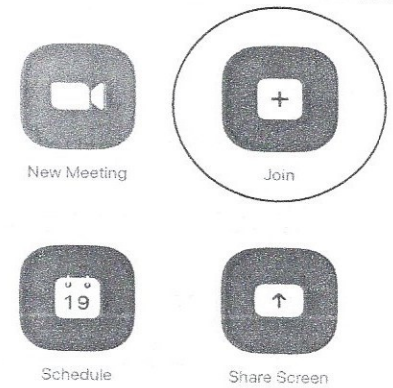
FOR IPAD USERS  Headphones help with background noise!

1. Download the [Zoom Cloud Meetings app](#).



There are two ways to access your meeting:

2. Option 1:
Open the app and tap *Join*.



Enter the meeting ID number your teacher sends you and then click *Join*.



Option 2:
Click on the link your teacher sends or posts.

Morning Meeting @ 11AM inbox x



Racine (Harris), Stephanie
to me ▾


Hello Families,

Please join me for a Morning Meeting at 11am this morning.


Please click [here](#) for the invitation.

I look forward to seeing you!

Option 2 continued:
Tap *Open* to open the meeting in the Zoom app.



4. Tap *Join with Video*



5. Tap *Call using Internet Audio*

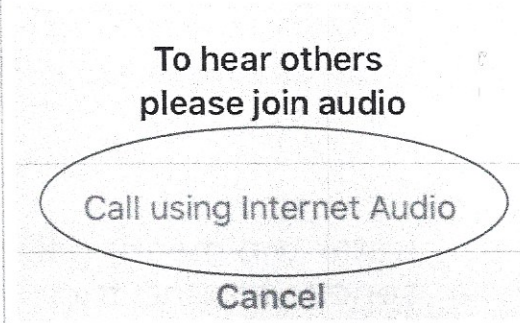
Troubleshooting:

What if my teacher cannot hear me?

- Top right corner next to the microphone, click the ^ arrow to try other microphones.

What if my teacher cannot see me?

- Top right corner next to the video camera, click the ^ arrow to try other cameras your computer may be connected to.



6. If you need to leave the meeting early or your teachers says the meeting has come to an end, you will want to exit the room by clicking *Leave Meeting* in the upper left hand corner.

