

WEEK 4
APRIL 20 - APRIL 24
9:30 - 11:00 A.M.

PBS Arkansas Shows and Times

SciGirls	SciGirls showcases bright, curious, real tween girls putting science, technology, engineering and math (STEM) to work in their everyday lives.
Cyberchase	Cyberchase is an ongoing action-adventure children's television series focused on teaching basic STEM concepts.
Arthur	Arthur's goals are to help foster an interest in reading and writing, to encourage positive social skills, and to model age-appropriate problem-solving strategies.
Ready Jet Go	In READY JET GO! Jet Propulsion and his family leave their home planet of Boltron 7 to pose as earthlings and experience the planet up close.
Xavier Riddle and the Secret Museum	Xavier Riddle with his sister, Yadina Riddle, and their friend, Brad, go to the Secret Museum to time travel to the past, to observe, interact, and learn from historical heroes.
Odd Squad	The show focuses on two young agents, Olive and Otto, who are part of the Odd Squad, an agency whose mission is to save the day whenever something unusual happens in their town.

Literacy Corner

Choose at least 4-6 literacy learning opportunities to practice your reading, writing and communication skills.
Don't forget to grab a good book and **read daily**.

- **Presentation:** Time for your child to be the expert! Let him or her **make a presentation** using facts and pictures about something learned this week. This can be done on paper, poster, or computer. Present for family or friends at home or by video chat.
- **Create your own Animal Mascot:** Create a poster featuring the mascot. You may draw a picture or use crafts to design your poster and animal. Write a detailed description of your animal and explain why it would be a great mascot. Be sure to name your mascot and describe what makes them so special.
- **Read Paired Text:** Read "When Television became Colorful" and "A Brush with History" and answer the questions.
- **Character Description:** Pick a favorite character from a story or one of the shows. Write a character description. What do they look like? Act like? How did their actions impact the story?
- **Write a Letter:** Write a letter to a character from a story or an episode you watched this week. What problem did they face in their story? Explain to them other ways they could have solved their problem.
- **Compare and Contrast:** In *Arthur: The Squirrels*, they discussed things that were scary and not scary. Think of other antonyms (opposites) and compare and contrast the differences in the two. Provide examples of each.

- **Brainstorm Synonyms:** Brainstorm all of the words that are synonyms for the word **amazing**. You may use a dictionary, thesaurus, or the internet to discover more synonyms for the word **amazing**.
- **Describe:** In *Odd Squad: Running on Empty*, the watercolor artist was painting scenes from the desert. Paint or draw a picture of your favorite place to go for fun. Write a descriptive paragraph of your favorite place to go for fun. Make sure that you use plenty of descriptive words.
- **Letter to a Classmate:** Write a letter to one of your classmates this week. Be sure to include the date, greeting, body of the letter, closing and signature.
- **FREE Choice-** Ask your child about his or her interests? Let them choose something to read, write or learn more about today.



Math Mania:

Choose 3 to 4 math learning opportunities to build and reinforce your math skills.

- **Khan Academy:** If you have internet access, it is recommended that your child utilize the Khan Academy modules with built-in instruction to support math learning at least 3 days a week. Select your grade level or type in the web address and select the GET STARTED button. (Counts as one each day) If needed students may select a different grade, regardless of age.
 - [2nd grade math](https://www.khanacademy.org/math/cc-2nd-grade-math) <https://www.khanacademy.org/math/cc-2nd-grade-math>
 - [3rd grade math](https://www.khanacademy.org/math/cc-third-grade-math) <https://www.khanacademy.org/math/cc-third-grade-math>
 - [4th grade math](https://www.khanacademy.org/math/cc-fourth-grade-math) <https://www.khanacademy.org/math/cc-fourth-grade-math>
 - [5th grade math](https://www.khanacademy.org/math/cc-fifth-grade-math) <https://www.khanacademy.org/math/cc-fifth-grade-math>
 - [6th grade math](https://www.khanacademy.org/math/cc-sixth-grade-math) <https://www.khanacademy.org/math/cc-sixth-grade-math>

- **Problem Solving:** In *Cyberchase: Problem Solving in Shangri-La*, the CyberSquad must use problem solving techniques to beat Hacker and win the game. A variation to the game CyberSquad played against Hacker requires 16 items found around your home (15 items that are the same, 1 item that is different). Two players take turns removing 1, 2, 3, or 4 same items from the pile at a time. The player left with the different item during their turn will LOSE the game. Is there a winning strategy for either player? Play the game again but this time the one with the different item WINS the game. Is there a winning strategy for either player?

- **Elapsed Time:** In *Cyberchase: A Time to Cook*, Matt helps Digit cook three meals in order to beat Hacker and the clock to win the game show. Record the time (using minutes) it takes to do your chores, help a family member cook a meal, do school work, and play outside. Make a table of your times and practice recording your time on an analog clock.



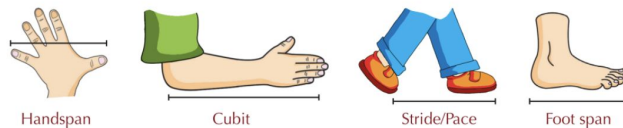
- **Working Backwards:** In *Cyberchase*, the CyberSquad must use problem solving techniques, including working backwards, to beat Hacker. Solve the following problems and talk to a family member about how you worked the problems. Try to stump a family member with your own "working backwards" problem.
 - If you add 4 to a number, then subtract 3, then add 9, you get 8. What's the number?
 - If you add 4 to a number, then subtract 4, then add 7, then subtract 7, you get 20. What's the number?
 - If you add 1 to a number, then add 3, then add 5, then subtract 7, you get 20. What's the number?

1	2	3	4	5	6	7	8	9	10
11	12	13	14	15	16	17	18	19	20
21	22	23	24	25	26	27	28	29	30
31	32	33	34	35	36	37	38	39	40
41	42	43	44	45	46	47	48	49	50
51	52	53	54	55	56	57	58	59	60
61	62	63	64	65	66	67	68	69	70
71	72	73	74	75	76	77	78	79	80
81	82	83	84	85	86	87	88	89	90
91	92	93	94	95	96	97	98	99	100

- **Patterns:** Ask a family member to join you in finding patterns. Use a hundreds chart and three different colors. Mark the boxes with multiples of 2 one color, multiples of 3 another color, and multiples of 6 the third color. What pattern do you notice? Can you find other patterns in the chart? Talk to a family member about the patterns.
- **Body Measurements 1:** In *Cyberchase: Ecohaven Case*, the CyberSquad must find the thief who stole the mighty beast, Choocroca, using only one clue - the thief's footprint. Cut a piece of string a little longer than your height. Start at the end of your string and mark off seven of

your foot lengths using a marker. Use the string to measure the distance from your wrist to your elbow (forearm), the widest part of your wrist, around your forehead, the distance from your knee to your ankle, your arm span (your arms spread wide), and from head to toe. Record the number of foot lengths for each item. What do you notice about each measurement? Do you see a pattern? Do the activity with a family member. What do you notice? Do you see a pattern?

- **Body Measurements 2:** Many of the first units of measure were parts of the body. Measure and record items around your house using these measurements. Ask a family member to measure the same items. What do you notice? What do you wonder? Talk to a family member about why we no longer use parts of the body to measure.



- **Designing a Restaurant:** Create a menu for your restaurant. The menu must feature appetizers, main courses, desserts, beverages, and more. Each item must have a price listed and no two prices can be the same. Once the menu is finished, ask a family member to create an order and you calculate the total amount. If they paid with a \$100 bill, what would be their change back?

THINK like a Scientist!

Choose at least 2 - 3 science learning opportunities for the week.

- **Chromatography** is a technique for separating mixtures. Get 3 different kinds of pens/markers and a coffee filter. Cut the coffee filter into 3 strips. Place a dot/line from one pen about $\frac{1}{4}$ the way up on one coffee filter strip and a dot/line from the other two pens on the other two coffee filter strips. Put water into a small clear container and place the end closest to the pen dot into the water, but don't let the dot/line go under water. You can hold the coffee filter strip or you can design a way to keep only one end of the paper in the water. Make a prediction of what you will see. Then watch what happens as the water moves up the coffee filter. Record your observations.
- **Riddles:** I have soft fur, I have big feet and ears, I hop and I have a fuzzy tail. What am I? A rabbit! That was easy. Now you try to make up three riddles about your favorite animals or other topics. Try them out on your family members or call a friend to see if they can solve your riddle.
- **Solving Mysteries** is fun. If you have the game "Clue", play it with your family and as you play, create an Evidence Board with all your clues.
- **I Spy Birds:** Go outside, make a list of all the birds you see with or without binoculars. Do this every day this week and record your results. To identify your birds, you can ask an adult or download the free app, Merlin Bird ID.




FUN ZONE

- ★ **Get active-** Have a dance party. Turn on the music and dance.
- ★ **Play** soccer or catch outside!
- ★ **Craft kits-** Do you have any craft or art kits? What can you make?
- ★ Check out the PBS kids for specific games and additional learning opportunities for each show. <https://pbskids.org>

Design and Problem-Solving

PAIRED TEXT (From ReadWorks.org)



When Television Became Colorful

Today, nearly all television programs are broadcast in color. If you turn on a baseball game, you can see that the grass on the field is green, or that the pitcher has a blue cap on. But when your grandparents were children, most people watching TV at home could not have seen any of those colors. Television programs were broadcast in black and white only.

Television sets that could broadcast in color have been around for a long time. An engineer named John Logie Baird invented a color TV set in the 1930s. But the picture on Baird's TV flickered, and was not clear. Companies would not sell a TV that was not good quality.

For many years, people worked to improve how color televisions worked. Over time, companies found ways to make the picture clearer. The improvements also meant that a user could turn a dial to add just the right amount of color to the picture. By the late 1960s, many people were buying color televisions. Soon, most TV shows were being broadcast in color, and most people in the U.S. had color TV sets.

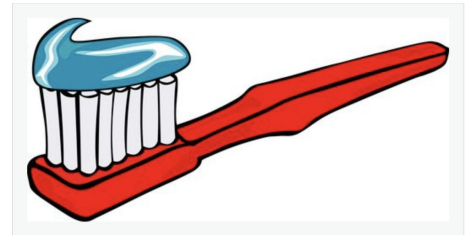
Today, it's unusual to find any television show that is still broadcast in black and white. Now the world of television is full of color!

© 2014 ReadWorks®, Inc. All rights reserved.

A Brush with History

You know it is important to brush your teeth with a toothbrush to keep them healthy. But how did people clean their choppers before toothbrushes were invented?

The first tooth cleaners were thin twigs called chew sticks. The sticks were fuzzy at one end. A person rubbed the chew stick against his or her teeth to keep them clean.



About two hundred years ago, William Addis invented something closer to today's toothbrush. He collected thick animal hairs called bristles. He attached the hairs to a handle made from animal bone. Addis found that lots of customers wanted his invention.

People still wanted to improve the tooth cleaner, however. Animal hairs did not feel great against human teeth! Finally, man-made bristles were created. They were made out of nylon. Then plastic was used for handles. Now toothbrushes could be made quickly and cheaply. Millions were sold.

About fifty years ago, the electric toothbrush was invented. It does a great job of cleaning teeth. Today, we have toothbrushes with soft or hard bristles. There are sizes for adults, children, and babies.

Tooth cleaners have come a long way since chew sticks. Who knows what kind of tooth cleaner will be invented in the future?

© 2014 ReadWorks®, Inc. All rights reserved.

Comprehension Questions

Use the article "A Brush with History" to answer questions 1 to 2.

1. Describe the tooth cleaner that William Addis invented. Be sure to mention what it was made from.
2. Why were man-made bristles created for the tooth cleaner? Support your answer with evidence from the article.

Use the article "When Television Became Colorful" to answer questions 3 to 4.

3. One problem with the color TV set that John Logie Bard invented was that it flickered. What was another problem with it?
4. What was an improvement made to color TVs? Support your answer with evidence from the article.

Use the articles "A Brush with History" and "When Television Became Colorful" to answer question 5.

5. How is the history of color television similar to the history of the toothbrush? Use evidence from the texts to support your answer.

Use the article "A Brush with History" to answer question 6.

6. Based on these two texts, why might people make changes to a product that already exists? Support your answer with evidence from both articles.