

# HOW TO USE THIS BOOK

*180 Days of Reading for Kindergarten* offers teachers and parents a full page of daily foundational reading practice activities for each day of the school year.

## Easy to Use and Standards Based

These activities reinforce grade-level skills across a variety of reading concepts. The questions are provided as a full practice page, making them easy to prepare and implement as part of a classroom morning routine, at the beginning of each reading lesson, or as homework. The weekly focus alternates between fiction and nonfiction standards.

Every kindergarten practice page provides questions that are tied to a reading or writing standard. Students are given the opportunity for regular practice in foundational reading skills, allowing them to build confidence through these quick standards-based activities.


Question	Common Core State Standards
Days 1–3	
1–3	<b>Reading Foundational Skills 3a:</b> <i>Demonstrate basic knowledge of letter-sound correspondences by producing the primary or most frequent sound for each consonant or</i> <b>Reading Foundational Skills 3b:</b> <i>Associate the long and short sounds with the common spellings (graphemes) for the five major vowels.</i>
4	<b>Reading Foundational Skills 3d:</b> <i>Distinguish between similarly spelled words by identifying the sounds of the letters that differ.</i>
Day 4	
1–4	<b>Reading Foundational Skills 4:</b> <i>Read emergent-reader texts with purpose and understanding.</i>
Day 5	
	<b>Writing 3:</b> <i>Use a combination of drawing, dictating, and writing to narrate a single event or several loosely linked events, tell about the events in the order in which they occurred, and provide a reaction to what happened.</i>

Name: \_\_\_\_\_ Date: \_\_\_\_\_

**Directions** Match the words to the pictures.



dress



drop



drum


1. drop



2. dress



3. drum



**Directions** Circle the word for the picture.  
Write the word.

4.



drag

drip

\_\_\_\_\_

\_\_\_\_\_

\_\_\_\_\_

**SCORE**

1. 😊 😊

2. 😊 😊

3. 😊 😊

4. 😊 😊

\_\_\_\_ / 4  
Total

Name: \_\_\_\_\_ Date: \_\_\_\_\_

**Directions**

Match the words to the pictures.

**SCORE**

1. 😊 😐

2. 😊 😐

3. 😊 😐

4. 😊 😐

\_\_\_\_ / 4  
Total

drill



drink



drip

1. drip




2. drink



3. drill

**Directions**Circle the word for the picture.  
Write the word.

4.



draw

drop

_____	_____	_____	_____
_____	_____	_____	_____
_____	_____	_____	_____

Name: \_\_\_\_\_ Date: \_\_\_\_\_

**Directions** Match the words to the pictures.

		
frog	grin	grass

**SCORE**

1. 😊 😊

2. 😊 😊

3. 😊 😊

4. 😊 😊

1. grin



2. grass



3. frog



\_\_\_\_ / 4  
Total

**Directions** Circle the word for the picture.  
Write the word.



from      grab

_____	_____	_____	_____
_____	_____	_____	_____
_____	_____	_____	_____

Name: \_\_\_\_\_ Date: \_\_\_\_\_

## Fran's New Dress




dress

Fran has a new dress.



drink

She sips a drink.



drops

Fran drops the drink.



Oh, no! It's on her dress!

Name: \_\_\_\_\_ Date: \_\_\_\_\_

**Directions**

Listen to and read "Fran's New Dress." Answer the questions.

**SCORE**

1. 😊 😊

2. 😊 😊

3. 😊 😊

4. 😊 😊

\_\_\_\_ / 4  
Total**1.** Who has a new dress?

- (A) a drink  
(B) Fran  
(C) Fred

**3.** What happens when Fran drops the drink?

- (A) she sips the drink  
(B) she gets a new drink  
(C) it gets on her dress

**2.** What does Fran do?

- (A) sips a drink  
(B) shows her dress  
(C) falls down

**4.** Which is another good title?

- (A) The Big Splat  
(B) Juice  
(C) Drinks

Name: \_\_\_\_\_ Date: \_\_\_\_\_

**Directions**

Look at the story. What happens next? Finish the story with a picture. Label the picture.



Fred can draw a crab.



He can draw a frog.

---

---

---

SCORE

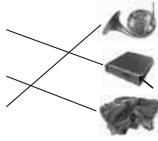
\_\_\_\_ / 4  
Total

# ANSWER KEY *(cont.)*

## Week 28

### Day 1

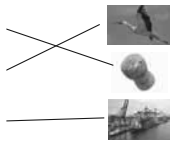
1. torn
2. worn
3. horn



4. corn

### Day 2

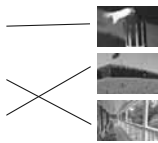
1. cork
2. stork
3. port



4. fork

### Day 3

1. torch
2. porch
3. fort



4. thorn

### Day 4

- |      |      |
|------|------|
| 1. C | 3. A |
| 2. A | 4. B |


### Day 5

Responses will vary.

## Week 29

### Day 1

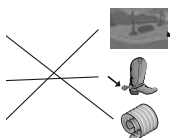
1. burn
2. fur
3. fern



4. turn

### Day 2

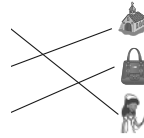
1. curl
2. spur
3. curb



4. surf

### Day 3

1. nurse
2. church
3. purse



4. turtle

### Day 4

- |      |      |
|------|------|
| 1. A | 3. A |
| 2. B | 4. A |

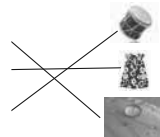
### Day 5

Responses will vary.

## Week 30

### Day 1

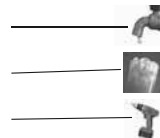
1. drop
2. dress
3. drum



4. drag

### Day 2

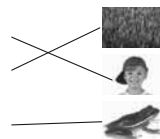
1. drip
2. drink
3. drill



4. draw

### Day 3

1. grin
2. grass
3. frog



4. grab

### Day 4

- |      |      |
|------|------|
| 1. B | 3. C |
| 2. A | 4. A |

### Day 5

Responses will vary.