

Name

Lesson 5




Time to the Hour: Analog


ESSENTIAL QUESTION ?

How do I determine length and time?



Math in My World



Teacher Directions: Use  to model the times given. Robbie has band practice that starts at 3 o'clock. Show that time on the clock. The practice is over at 5 o'clock. Show that time on the clock. Trace the hands to show the time on this clock.

Guided Practice

There are two kinds of clocks.

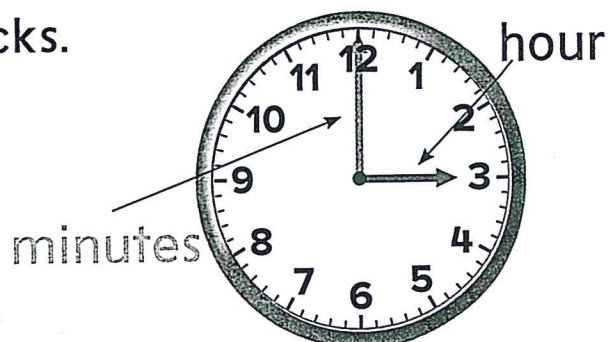
This is an **analog clock**.

The **hour hand** is shorter.


It points to the **hour**.


The **minute hand** is longer.

It points to the **minute**.




3 o'clock




Use  to show the time. Tell what time is shown.
Write the time.

1.




_____ o'clock

2.



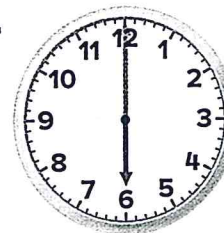
_____ o'clock

3.



_____ o'clock

4.



_____ o'clock

Talk Math

Where are the hour hand and the minute hand when it is 4 o'clock?


Name _____

Independent Practice

Use  to show the time.

Tell what time is shown. Write the time.

5.




_____ o'clock

6.




_____ o'clock

7.




_____ o'clock

8.




_____ o'clock

9.




_____ o'clock

10.




_____ o'clock

11.



_____ o'clock


12.



_____ o'clock

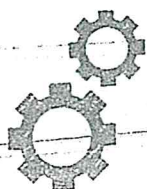



Problem Solving

Solve. Write the time. Draw the hands on the clock. Use  to help.

13. Ava gets home at 3 o'clock.
Evan gets home 1 hour later.
What time does Evan get home?


_____ o'clock




Brain Builders

14. Roger begins reading books at 6 o'clock. He reads for two hours. What time does he stop?

_____ o'clock



15. Antonio tried to set the hands on his clock for 9 o'clock. Tell why Antonio is wrong. Make it right.



Name

Lesson 5

Time to the Hour: Analog

My Homework

Homework Helper




Need help?  connectED.mcgraw-hill.com

On an analog clock, the hour hand is shorter.
The minute hand is longer.



11 o'clock




6 o'clock

Practice


Tell what time is shown. Write the time.

1.




_____ o'clock

2.




_____ o'clock

3.



_____ o'clock


4.



_____ o'clock


Tell what time is shown. Write the time.

5.




_____ o'clock

6.



_____ o'clock



Brain Builders

7. Mr. Smith's class ends at 11 o'clock.
It starts one hour earlier. What time
does it start?

_____ o'clock

8. Miguel has a soccer game at 4 o'clock.
It lasts for 2 hours. What time is
the game over?

_____ o'clock

Vocabulary Check



Complete the sentences.

minute hand

hour hand

9. On an analog clock, the _____ is
shorter. The _____ is longer.




Math at Home Ask your child to say the times to the hour in order, beginning with 1 o'clock (1 o'clock, 2 o'clock, 3 o'clock, and so on).

Th
Name: _____ Date: _____

Using Illustrations and Story Details

1. What do the illustrations tell us about the story?

2. What skills do the main characters have?



It was the last day that circus was in town. All the performers were very tired. They had performed twice a day for the last 15 days.

Buster the Clown was a master juggler and had performed every day. Buster was known for throwing cream pies into the audience.

Elsie the Great could do anything on a unicycle or bicycle. Yesterday, she was so tired that the Ringmaster gave her the day off. It was the only day that Elsie had taken off.

3. Which picture is most likely Buster? _____

4. How many performances did Elsie miss? _____

5. Which picture shows the person in charge of the circus? _____

6. What is the name of the person in charge? _____

ACTIVITY WORKSHEET: USING CONJUNCTIONS

NAME: _____

There are missing letters in the conjunctions below. Fill in the missing letters, then find the conjunctions in the wordsearch. Choose the best conjunction to combine the sentences after the wordsearch, and rewrite those sentences.

A.) Use these letters to fill in the conjunctions: e e e e b o o d

1.) _ u t 2.) _ r 3.) s _

4.) a n _ 5.) b _ c a u s _

B.) Find the conjunctions above in the wordsearch below:

CONJUNCTION JUNCTION!

A T U B E C A U S E K P

N W O U B A O V A L X S

D G R T U U S O B T M V

Y R B U B S D O O R F C

C.) Rewrite the following sentences by joining them with conjunctions.

1.) I would like to have dessert. I am too full.

2.) It is extremely hot outside. You should wear sunscreen and a hat.

3.) I was eating an apple. My tooth fell out!

4.) I don't want to go to the movies. I have already seen that film.

5.) You can have a slice of watermelon. You can have a piece of cake.


Class practice: Prepositions

CCSS L1.1.i. A preposition may tell where something is or show when something happens. Use a highlighter and mark the preposition in each sentence.

1. The ball is under the chair.
2. The squirrel ran up the old oak tree.
3. Mark climbed on the log.
4. The horses came toward us.
5. We ran around the yard.
6. Put the book on the shelf.
7. Dad watches TV during supper.
8. Mom said to take a bath before we play the game.
9. My cat hid under my bed.
10. My dog chased the cat across the yard.

Name: _____

Introducing a Topic: Opinion Writing



It is important when you are writing to clearly introduce your topic. When you are writing about your opinion, you should state your opinion plainly so the reader understands.

Write a sentence or two that introduces the topics below. Be sure and state your opinion clearly.

1. What is your favorite color? _____

2. Are fish good pets? _____

3. Which is better: a big sister or a little sister? _____

4. What is the best time to read a book? _____
