

# Homework Help 101

Middle School Counselor

Jennifer Holmstrom

# Parent Portal

The screenshot displays the website for the Ventnor Educational Community Complex. The header features a penguin logo and the text "VENTNOR EDUCATIONAL COMMUNITY COMPLEX". Below the header is a navigation bar with links: Home, Schools, Parent Info, News, Calendar, Directory, About VECC, and Contact. A secondary navigation bar includes buttons for ELEMENTARY, MIDDLE SCHOOL, COMMUNITY, and PARENTS. The left sidebar contains a list of links under "Board of Education" and "Quick Links". The "Quick Links" section has a blue arrow pointing to the "Parent Portal" link. The main content area includes a photo of a gymnasium entrance, a "Contact us" section with the phone number (609) 487-7900, and a "Parent's School Climate" section. On the right, there are sections for "District News" and "School News", both with checkboxes for the "Parent Advisory Committee". A weather widget for Ventnor City, NJ, shows a temperature of 60° and a "Mostly sunny" forecast. At the bottom right, a section titled "Ventnor Educational Community Complex" states that students have read 17,758 books.

VENTNOR EDUCATIONAL  
COMMUNITY COMPLEX

Home Schools Parent Info News Calendar Directory About VECC Contact

Search

Board of Education  
Administration  
Bullying (HIB) Policy  
No Child Left Behind  
Child Study Team  
Curriculum & Instruction  
Business Office  
Health Office  
Cafeteria  
Registration  
Departments  
NJ School Report Card  
Ventnor Home & School Assoc.  
Volunteer Information  
Student Resources  
Employment Opportunities

Quick Links

Falcon Code of Conduct  
2015-2016 School Calendar  
2016-2017 School Calendar  
Office 365  
**Parent Portal**  
Staff realtime log-in  
Use of Facilities  
User Friendly Budget

ELEMENTARY MIDDLE SCHOOL COMMUNITY PARENTS

VECC GYMNASIUM ENTRANCE

Contact us  
(609) 487-7900

Parent's School Climate

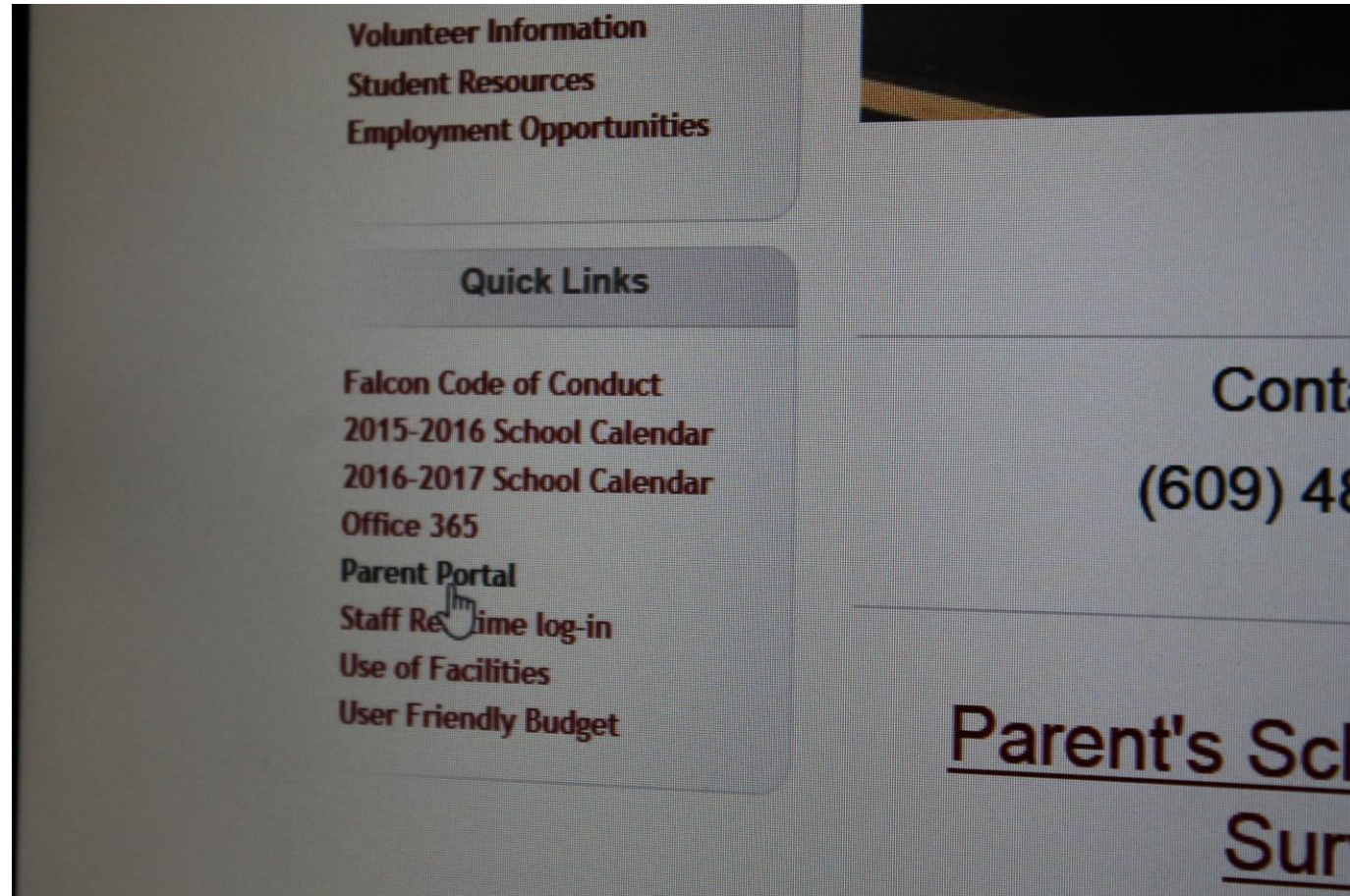
District News  
☐ Parent Advisory Committee

School News  
☐ Parent Advisory Committee

Ventnor City, NJ  
60°  
8:59 am EDT  
Mostly sunny

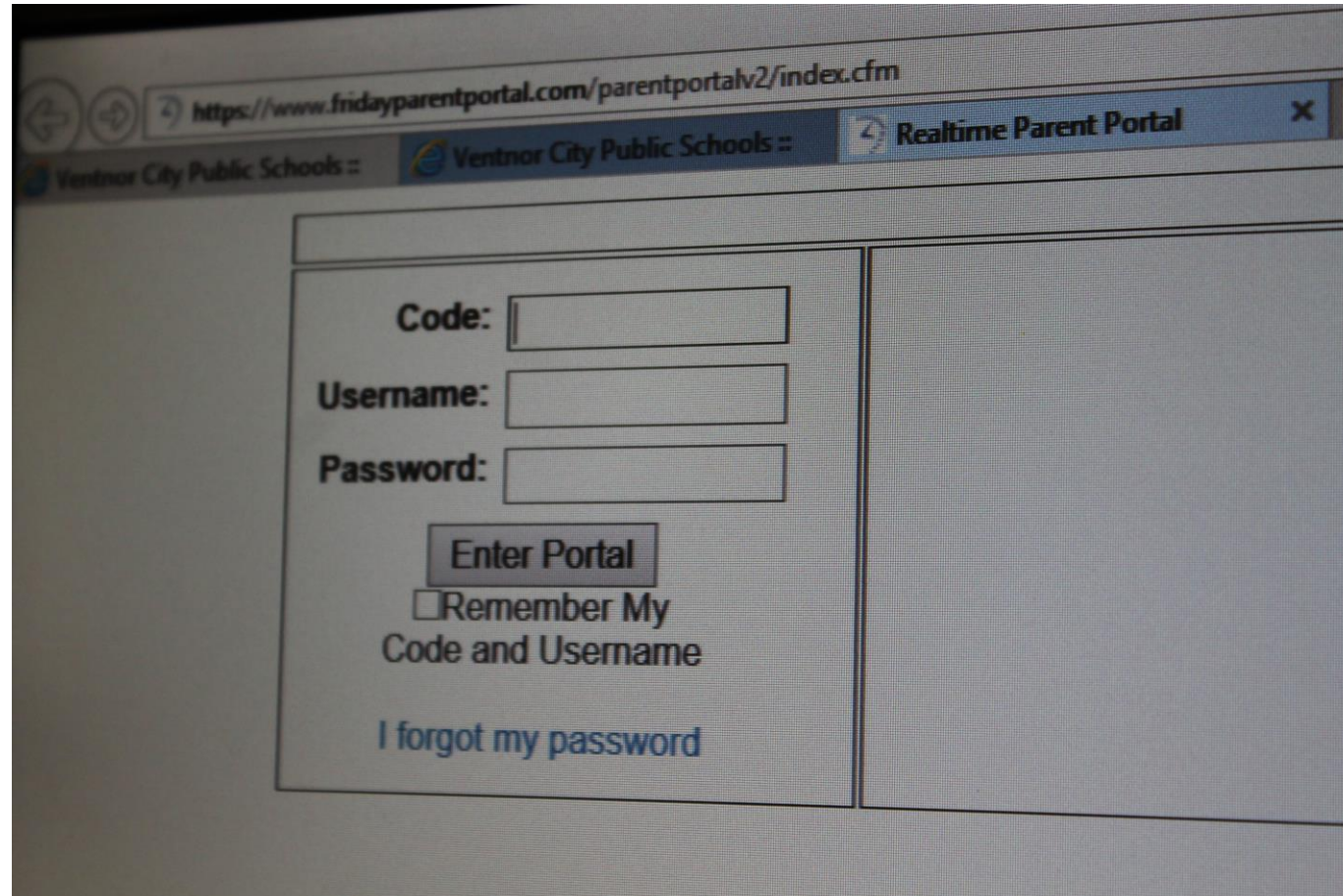
Ventnor Educational Community Complex  
This School Year, our students have read  
17,758 books &

Click here to login





Login- Call us if you have lost your information



A screenshot of a web browser displaying the login page for the Realtime Parent Portal. The browser's address bar shows the URL <https://www.fridayparentportal.com/parentportalv2/index.cfm>. The browser's tab bar shows two tabs: "Ventnor City Public Schools ::" and "Realtime Parent Portal". The login form is located on the left side of the page and contains the following elements:

- A label "Code:" followed by a text input field.
- A label "Username:" followed by a text input field.
- A label "Password:" followed by a text input field.
- A button labeled "Enter Portal".
- A checkbox labeled "Remember My Code and Username".
- A link labeled "I forgot my password" in blue text.

# Main screen

The screenshot shows a school website interface. At the top, it says "Principal - Robert Baker". Below this, there's a navigation sidebar on the left with links: [Homepage](#), [Teacher Pages](#), [Schedule](#), [Daily Attendance](#), [Gradebook](#), [Progress Reports](#), [Grades](#), [Food Services](#), [Contacts](#), [District Info](#), [Correspondence](#), [My Account](#), and [Logout](#). The main content area has a header with "Ventnor Middle School", "Grade: [redacted]", "Year: 2015-2016", "Student ID: [redacted]", "HR Teacher: [redacted]", and "Daily Attendance: Present". Below this is a "Homepage" link. The main content area features a calendar for May with dates and events listed in two columns. The events include "Book Fair Family Night 5-8pm", "Home & School Meeting 5:30pm", "Teacher Appreciation Day", "National Junior Honor Society Induction 6pm", "Interim Reports Distributed", "School Play 6:30pm", "5th Grade Class Trip to Penn Museum", "PAC Spring Show 6:30pm", "Spring Recital grades 4, 5, 6 6:30pm", "NJ ASK Science 4th and 8th Grade", "Spring Recital grades 7-8 6:30pm", "7th Grade Class Trip to DC", "Middle School Movie Day", "8th grade Cap & Gown Pictures", "No School - Memorial Day", "8th Grade Reading Exam", and "8th Grade English Exam".

Principal - Robert Baker

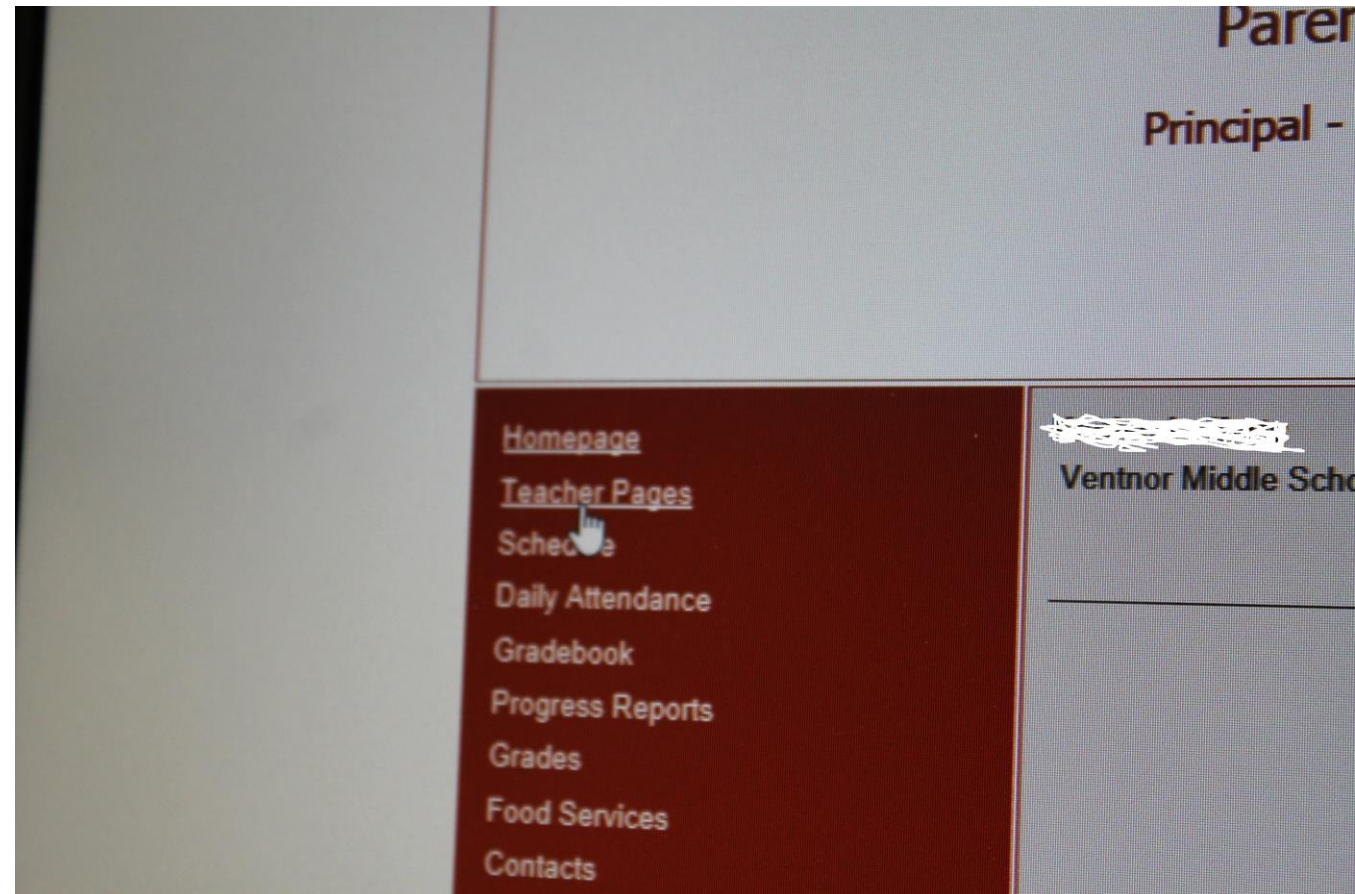
Ventnor Middle School Grade: [redacted] Year: 2015-2016 Student ID: [redacted]  
HR Teacher: [redacted] Daily Attendance: Present

[Homepage](#)

## May

Tuesday, May 3rd	Book Fair Family Night 5-8pm
Wednesday, May 4th	Home & School Meeting 5:30pm
Friday, May 6th	Teacher Appreciation Day
Wednesday, May 11th	National Junior Honor Society Induction 6pm
Friday, May 13th	Interim Reports Distributed
Wednesday, May 18th	School Play 6:30pm
Thursday, May 19th	School Play 6:30pm
Friday, May 20th	5th Grade Class Trip to Penn Museum
Monday, May 23rd	PAC Spring Show 6:30pm
Tuesday, May 24th	Spring Recital grades 4, 5, 6 6:30pm
Wednesday, May 25th	NJ ASK Science 4th and 8th Grade
Thursday, May 26th	Spring Recital grades 7-8 6:30pm
Friday, May 27th	7th Grade Class Trip to DC
Monday, May 30th	Middle School Movie Day
Tuesday, May 31st	8th grade Cap & Gown Pictures
	No School - Memorial Day
	8th Grade Reading Exam
	8th Grade English Exam

Left hand side of the screen  
go to Teacher's pages





Teacher pages- e-mail addresses listed  
click the hyperlink to go to their page.

The screenshot shows a school website interface. On the left is a dark red sidebar with navigation links: Homepage, Teacher Pages, Schedule, Daily Attendance, Gradebook, Progress Reports, Grades, Food Services, Contacts, District Info, Correspondence, My Account, and Logout. The main content area has a header with school information: Ventnor Middle School, Grade: 07, Year: 2015-2016, Student ID: [redacted], HR Teacher: Linda Lee - 308, and Daily Attendance: Present. Below this is a 'Marking Period: 4' dropdown menu. The main section is a table of teachers and their classes. The table has columns for Title, ID, Section, Teacher, Room, and Teacher Page. The 'Teacher Page' column contains hyperlinks. One link, 'Teacher Page' for Rochelle Gimmillaro, is highlighted with a blue box. A black arrow points from the bottom right towards this link.

Title	ID	Section	Teacher	Room	Teacher Page
Homeroom			Linda Lee (LLEE@VECCNJ.ORG)	308	
Homeroom - 8:15-8:35	8170		Linda Lee (LLEE@VECCNJ.ORG)	308	<a href="#">Teacher Page</a>
Science - 8:35-9:32	4170		Rochelle Gimmillaro (RGIMMILLARO@VECCNJ.ORG)	312	<a href="#">Teacher Page</a>
Gym - 9:32-10:29	7570		Aimee Scotti (ASCOTTI@VECCNJ.ORG)	GYM 1	
Spanish - 9:32-10:29	6770		Susan Elmer (PELMER@VECCNJ.ORG)	327	
Social Studies - 10:29-11:30	5170		Deborah Duff (DDUFF@VECCNJ.ORG)	309	<a href="#">Teacher Page</a>
Student Lunch - 11:30-12:00	8270		Lauri Baldi (LBALDI@VECCNJ.ORG)	308/CAFE	
Math - 12:02-12:59	3170		Russell Freeman (RFREEMAN@VECCNJ.ORG)	311	<a href="#">Teacher Page</a>
Reading - 12:59-1:58	1370		Victoria Persiano (VPERSIANO@VECCNJ.ORG)	313	<a href="#">Teacher Page</a>
English - 1:58-2:55	1170		Linda Lee (LLEE@VECCNJ.ORG)	308	<a href="#">Teacher Page</a>


Information listed here with drop down menus that have worksheets listed.



Realtime Parent Portal

Ventnor Student System

Realtime Parent Portal



**Welcome to United States History!**

All students can access an online version of our textbook, The American Journey.

Go to- [www.glencoe.com/ose](http://www.glencoe.com/ose)

Type in the access code- **A7ED724954**

I am excited to be teaching you this year. I hope you enjoy our journey as we travel through early American History. We begin our journey with the first immigrants as they travel to North America. Next we discuss the various Native American Groups that inhabited the Americas. From there we dive into European Exploration and the 13 colonies. We go deep into our research of the American Revolution and finish our year discussing the Constitution. Please don't hesitate to contact me if you have any questions! You can

10/13 Homework

10/14 Homework

10/19 Homework

2-2 Vocabulary Test

10/27 Homework

11/2 Homework 2-3 Key Terms

11/2 EXTRA CREDIT!

Test

Study Guide

2-4 Vocabulary

11/30 Homework

Chapter 2 Section 4 Test

2-4 Study Guide

Project Update!

Jamestown Project

3-1 Study Guide

1/5 Homework

1/6 Homework

New England Colonies Test

3-2 Test and Study Guide

Study Guide Answers

3-3



# History worksheet posted

ges.cfm&lp=1&hr=0&courseid=5170 &sectionid=73 &locationid=VMS&LPID=2175&title=Chapter%20Test%2

nt Portal Ventnor Student System Realtime Parent Portal x

Ventnor Middle School HR Teacher: Linda Lee - 308 Daily Attendance: Present

Marking Period: 4 Teacher Pages

☐ Main The Chapter 1 Test will be Friday October 2. Below is the study guide for the test. Students will receive the study guide on Tuesday in class.

☐ Welcome Back!

☐ Homework-Week of Sept 8 Name \_\_\_\_\_ Date \_\_\_\_\_

☐ FCC TEST Chapter 1 Study Guide

☐ First Americans Research & GO Chapter 1 Section 1 - The First Americans (pages 6-9)

☐ Group Work Rubric When did the last ice age begin and end? How many years did it last?

☐ Cherrydale-Extra Credit

☐ Chapter 1 Section 3 Vocab What are nomads?

☐ Chapter 1 Test and Study Guide What are three ways mammoths were used by the early Americans?

☐ Extra Credit Why did early Americans start to farm?

☐ World Map and Binder Check How did farming affect the lives of the early people?

☐ 2-1 Vocabulary

☐ Map Test Thursday What is the name of scientists that study early people?

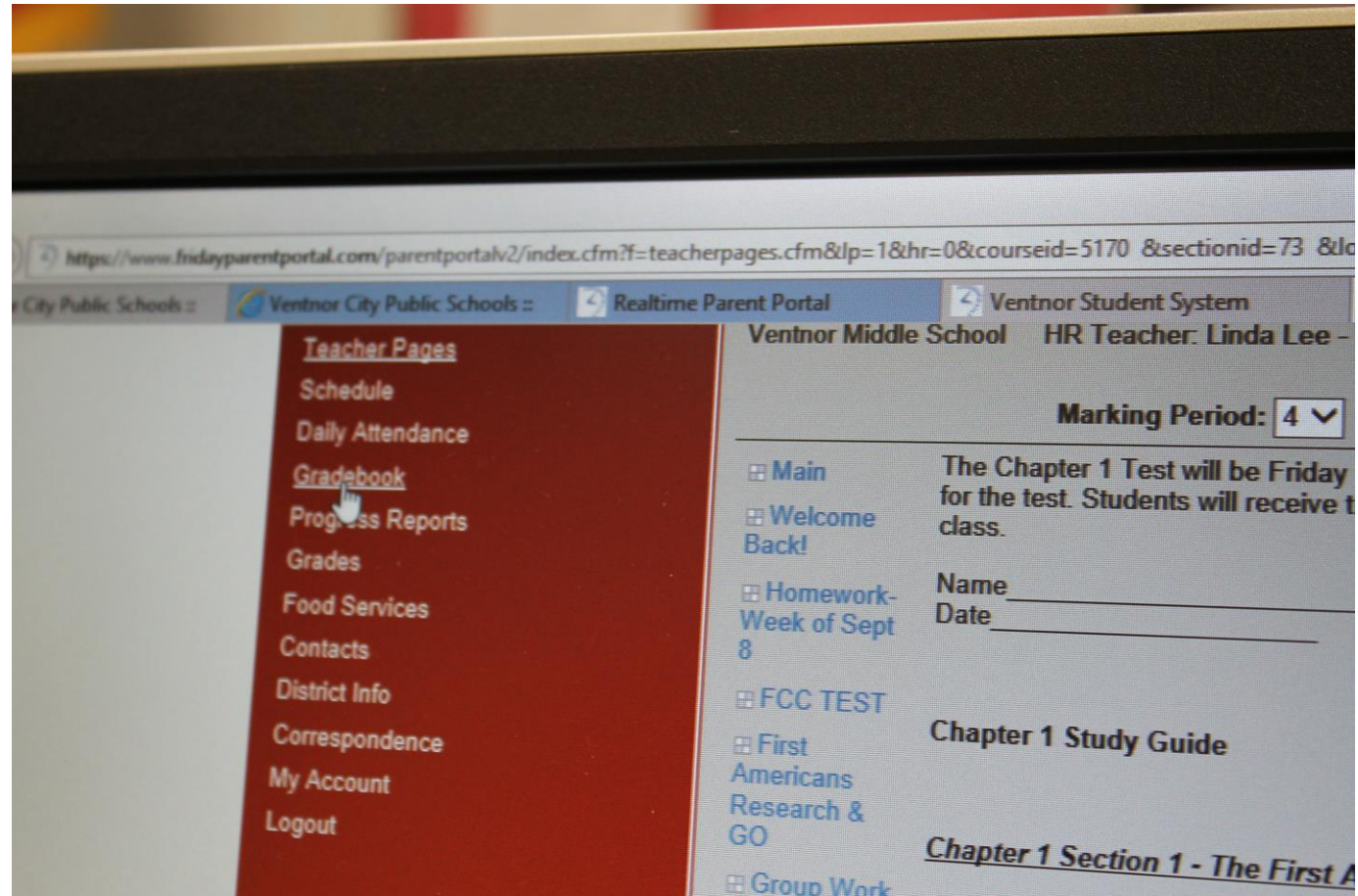
☐ Chapter 2 Section 1 Test What do scientists use to study early people?

☐ 10/13 Homework

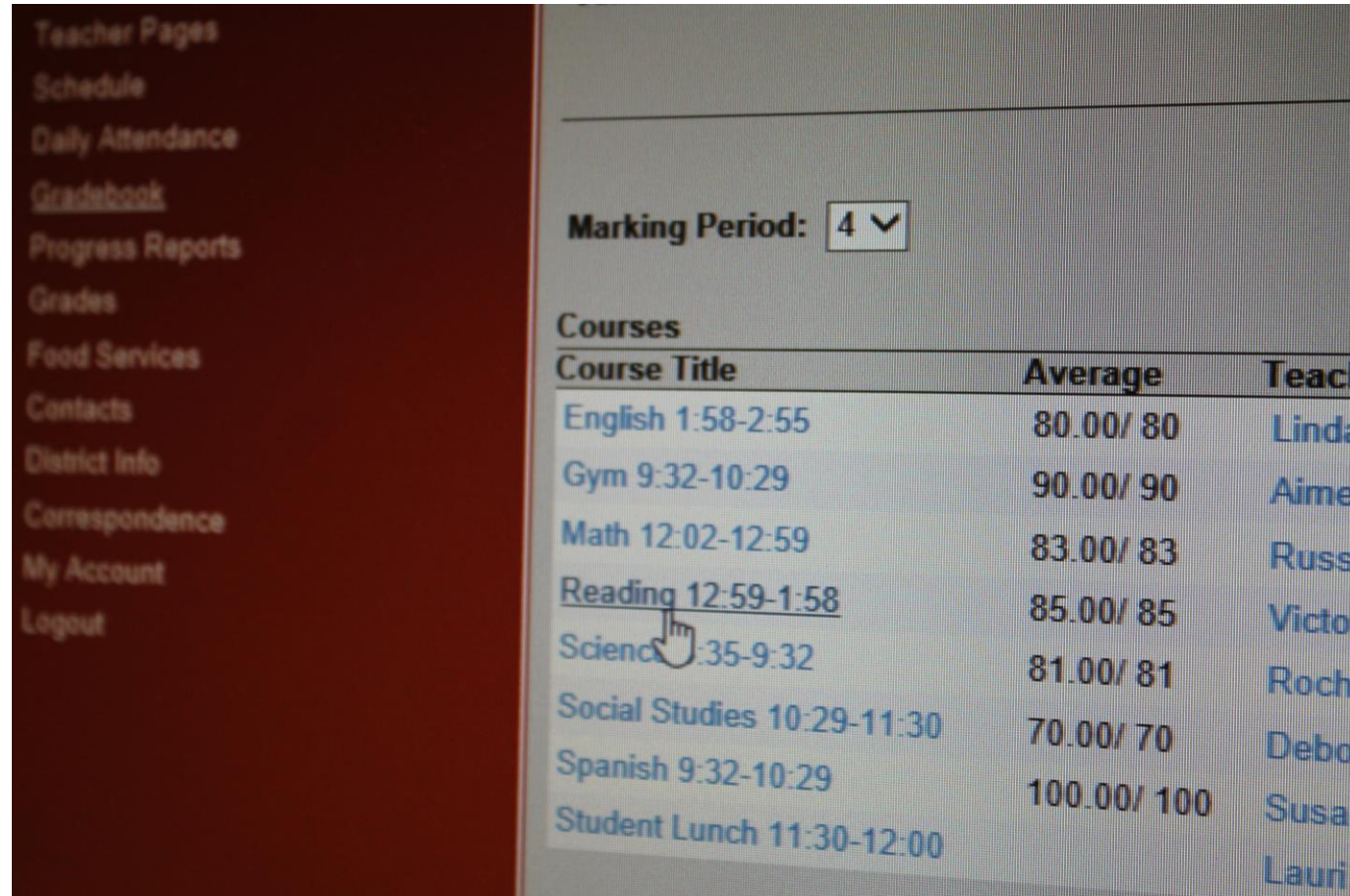
☐ 10/14 Homework What are two ways scientists think people may have traveled from Asia to the Americas?

☐ 10/19 Homework

On menu, click gradebook.



Click on each individual subject area to see the specific assignments.



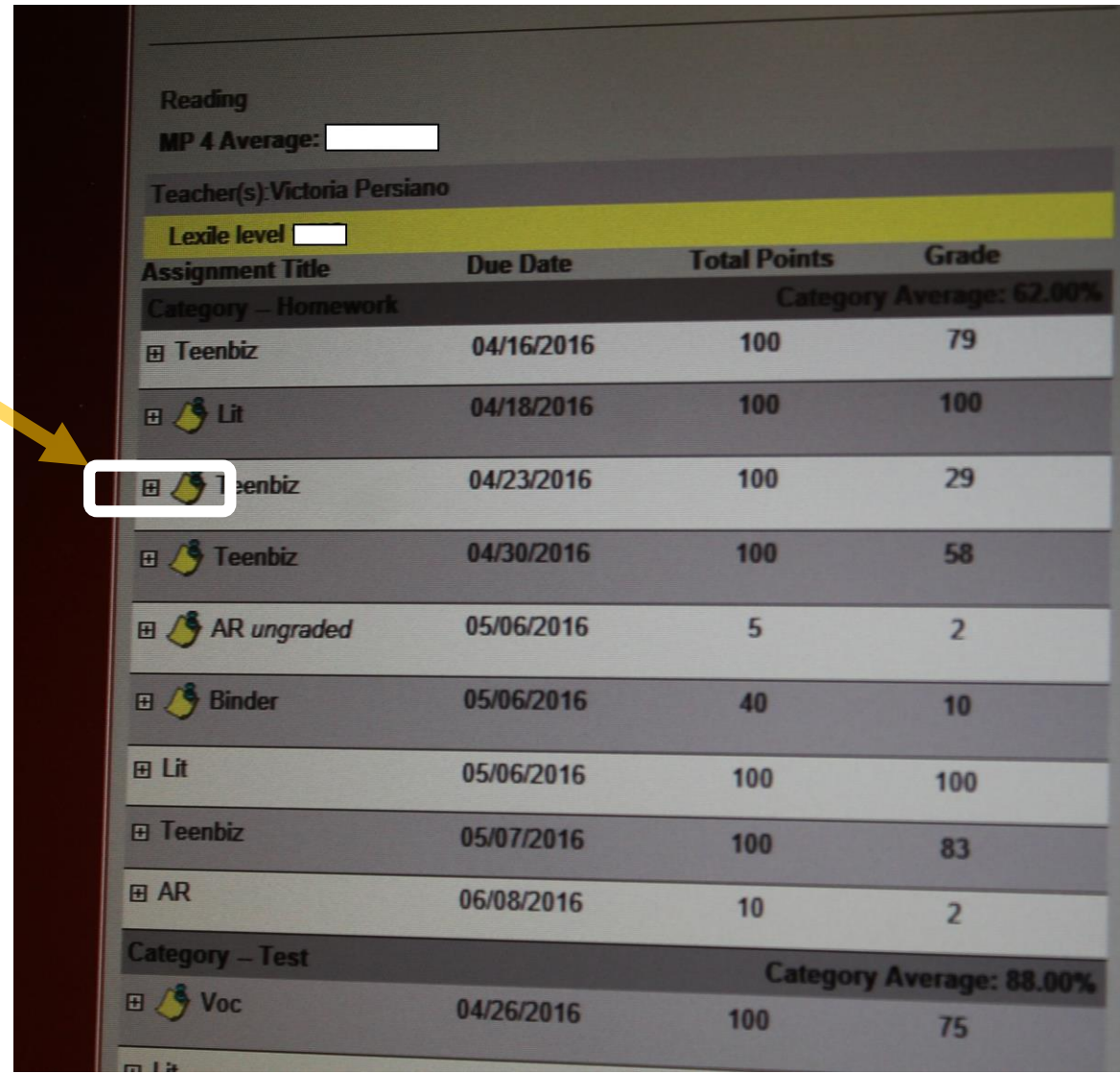
The image is a screenshot of a school website. On the left is a dark red sidebar with a list of links: Teacher Pages, Schedule, Daily Attendance, Gradebook, Progress Reports, Grades, Food Services, Contacts, District Info, Correspondence, My Account, and Logout. The 'Gradebook' link is underlined. To the right of the sidebar, there is a 'Marking Period:' label followed by a dropdown menu showing '4' with a downward arrow. Below this is a table titled 'Courses'. The table has three columns: 'Course Title', 'Average', and 'Teacher'. The rows list various subjects and their corresponding averages and teachers. A mouse cursor is pointing at the 'Reading' course title.

Courses		
Course Title	Average	Teacher
<a href="#">English 1:58-2:55</a>	80.00/ 80	Linda
<a href="#">Gym 9:32-10:29</a>	90.00/ 90	Aime
<a href="#">Math 12:02-12:59</a>	83.00/ 83	Russ
<a href="#">Reading 12:59-1:58</a>	85.00/ 85	Victor
<a href="#">Science 1:35-9:32</a>	81.00/ 81	Roch
<a href="#">Social Studies 10:29-11:30</a>	70.00/ 70	Debo
<a href="#">Spanish 9:32-10:29</a>	100.00/ 100	Susan
<a href="#">Student Lunch 11:30-12:00</a>		Lauri



If there is a “+” sign, click it.






If there is a push pin with a sticky note, that means the teacher left you a note.



The image shows a student report card for the subject of Reading. At the top, it lists 'MP 4 Average:' followed by a blank box. Below this is the teacher's name, 'Teacher(s): Victoria Persiano'. A yellow bar highlights the 'Lexile level' field, which is also blank. The main body of the report card is a table with four columns: 'Assignment Title', 'Due Date', 'Total Points', and 'Grade'. The table is divided into two sections: 'Category – Homework' and 'Category – Test'. The 'Category – Homework' section has a 'Category Average: 62.00%' and lists several assignments, including 'Teenbiz', 'Lit', and 'AR ungraded'. The 'Category – Test' section has a 'Category Average: 88.00%' and lists a 'Voc' assignment. A yellow arrow points from the text 'If there is a push pin with a sticky note, that means the teacher left you a note.' to a specific row in the 'Category – Homework' section. This row is for 'Teenbiz' with a due date of '04/23/2016', '100' total points, and a grade of '29'. A white box highlights the pushpin icon and the sticky note icon in the 'Assignment Title' column of this row.

Assignment Title	Due Date	Total Points	Grade
<b>Category – Homework</b> Category Average: 62.00%			
+ Teenbiz	04/16/2016	100	79
+ Lit	04/18/2016	100	100
+ Teenbiz	04/23/2016	100	29
+ Teenbiz	04/30/2016	100	58
+ AR ungraded	05/06/2016	5	2
+ Binder	05/06/2016	40	10
+ Lit	05/06/2016	100	100
+ Teenbiz	05/07/2016	100	83
+ AR	06/08/2016	10	2
<b>Category – Test</b> Category Average: 88.00%			
+ Voc	04/26/2016	100	75

When you click here, it opens up the message.

Teacher(s): Victoria Persiano		
Lexile level <input type="text"/>		
Assignment Title	Due Date	Total Points
Category – Homework		
<input type="checkbox"/> Teenbiz	04/16/2016	100
<input type="checkbox"/>  Lit	04/18/2016	100
Description: 1st Lady Speaks Out/DAR letter		
Notes: Due 4/18 during homeroom.		
<input type="checkbox"/>  Teenbiz	04/23/2016	100
<input type="checkbox"/>  Teenbiz	04/30/2016	100
<input type="checkbox"/>  AR ungraded	05/06/2016	5
<input type="checkbox"/>  P...		

# AR- look at their scores...

- Go to our website:
- [www.vecchnj.org](http://www.vecchnj.org)
- Click “Middle School”
- Click “Guidance”
- Click “Homework Help”
- Click “ AR at home”



Username: first  
letter of first  
name and first  
four letters of  
last name  
( ex. Jholm)  
Password:  
Student ID  
number

Renaissance Home Connect

## Welcome

Enter student login  
used at school

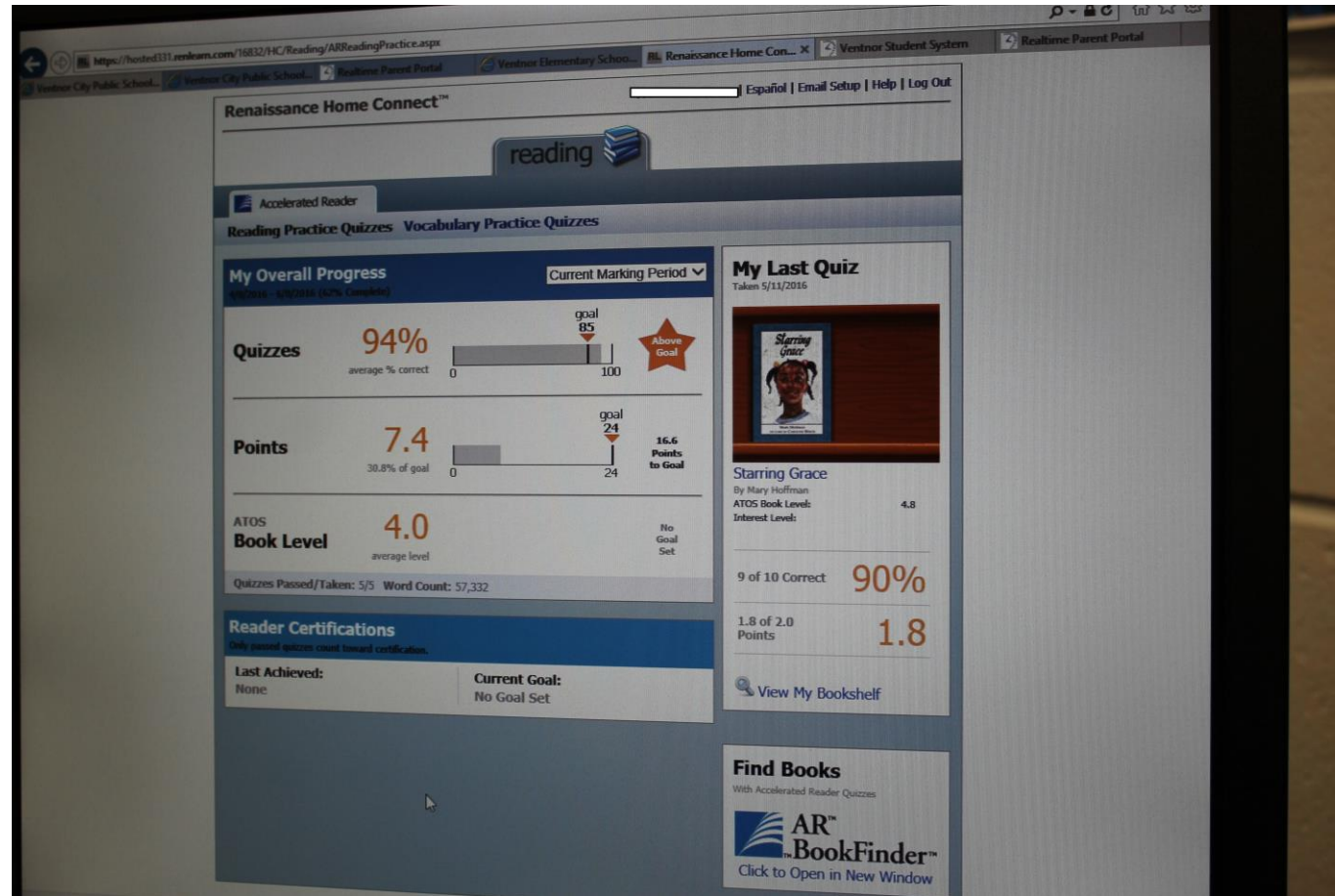
User Name

Password

Log In

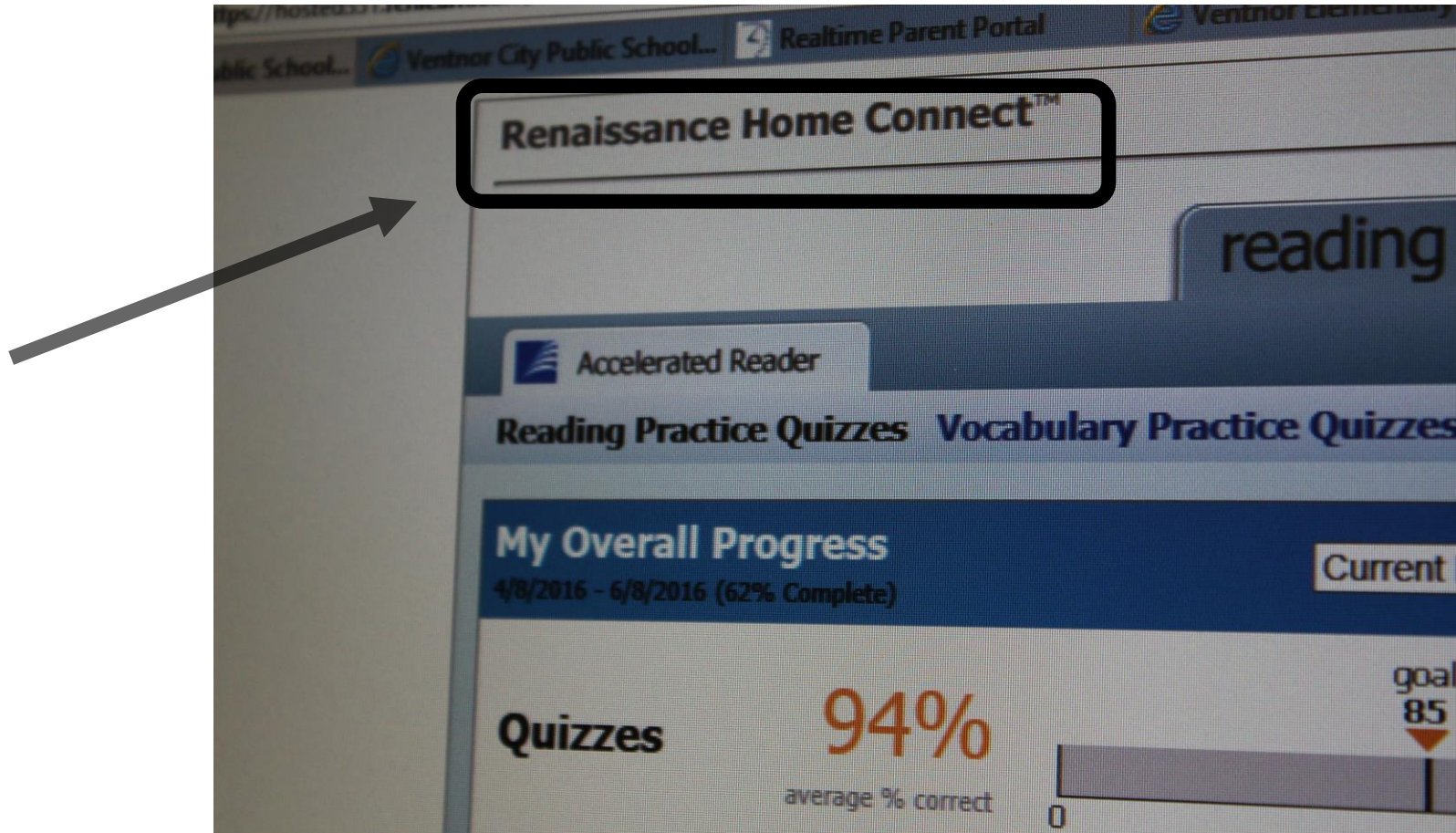
© 2016 Renaissance Learning, Inc. All rights reserved. Use subject to Renaissance Place software license agreement. Renaissance Learning, Renaissance Place, Renaissance, Renaissance Home Connect, Renaissance logo, Accelerated Math, Accelerated Reader, MathFacts in a Flash, and the Accelerated logo are trademarks of Renaissance Learning, Inc., and its subsidiaries, registered, common law, or pending registration in the United States and other countries. NOTE: All Khan Academy content is available for free at [www.khanacademy.org](http://www.khanacademy.org).

# Home screen



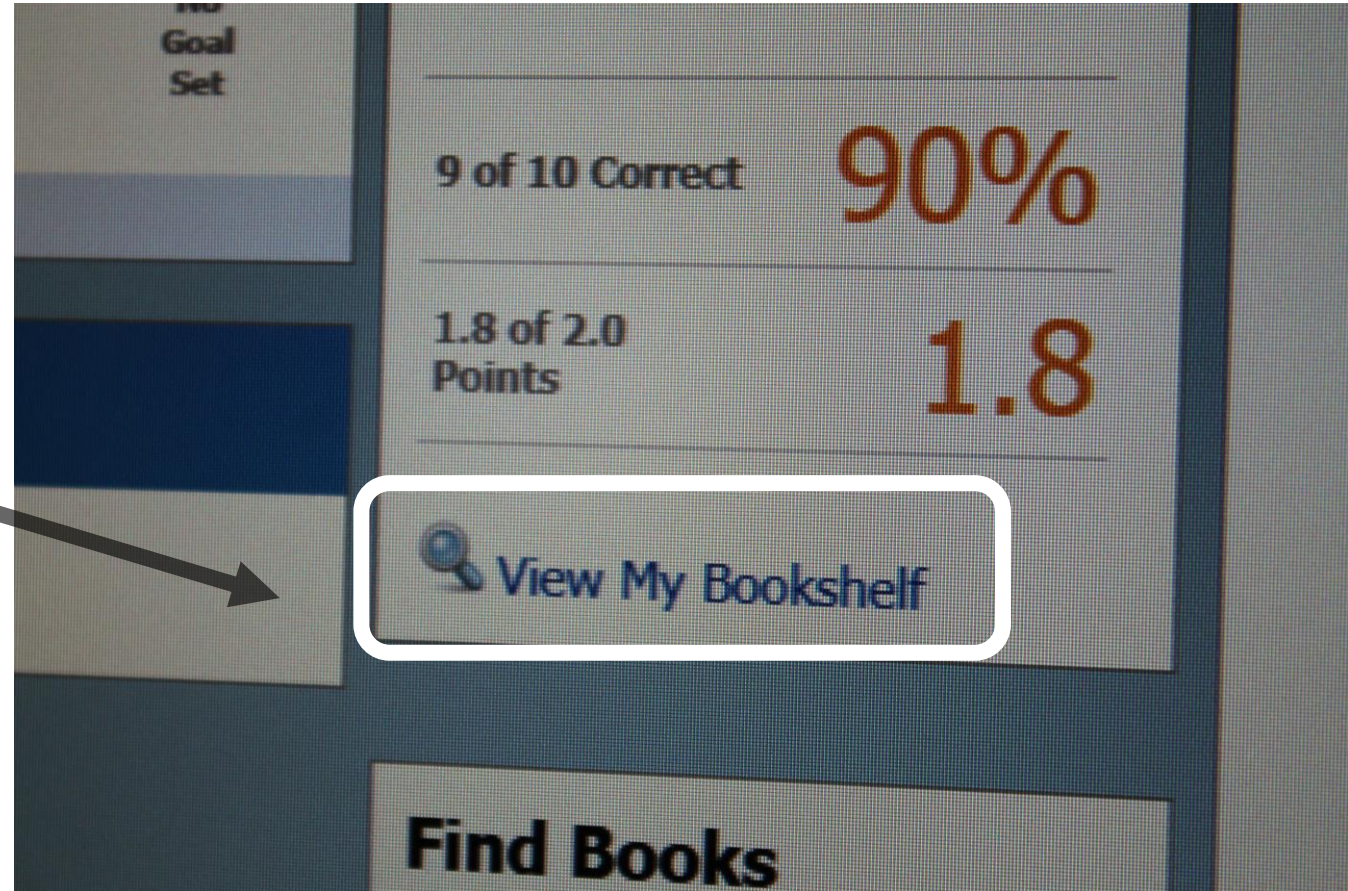



Click here:  
reading practice quizzes



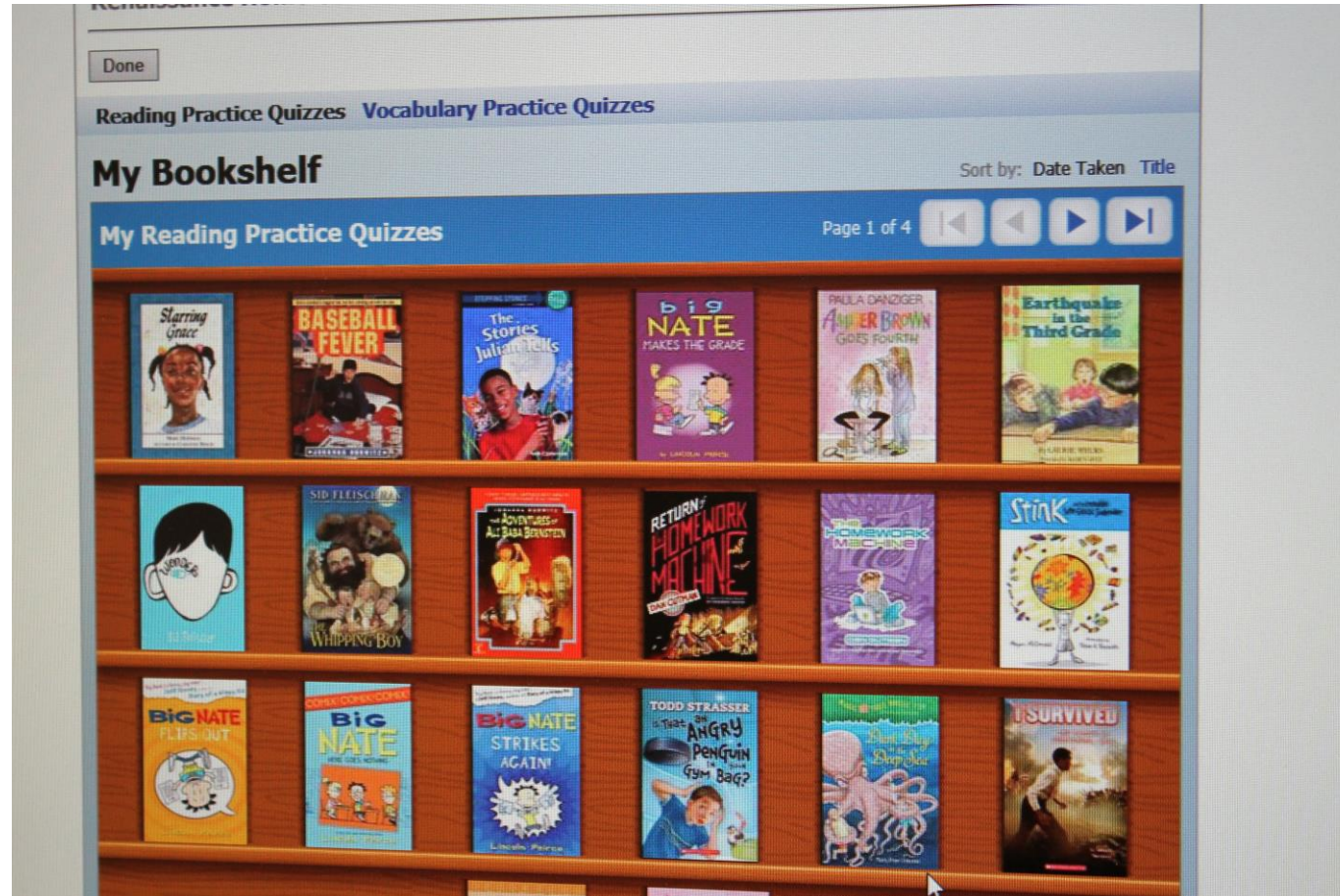


Click here:  
“view my bookshelf”



It brings you here.


A list of all the books your child has tested on for  
ar.





**Book Details**

**Starring Grace**



Quiz Number: 41117  
Author: Mary Hoffman  
ATOS Book Level: 4.8  
Interest Level:  
Points Possible: 2.0  
Word Count: 14181  
F/NF: Fiction  
Language: English

Grace and her friends play circus and astronaut, practice their medical skills, invent a time machine, investigate a haunted house, and even find time to befriend an elderly neighbor and to wow the town in a musical!

Quiz	My Results
<b>Reading Practice</b>	Taken 5/11/2016
	9 of 10 Correct <b>90%</b>
	1.8 of 2.0 Points <b>1.8</b>
<b>Vocabulary Practice</b>	Not Taken

When you choose a book, it gives you information about the test.

When they took the test?

Their score?

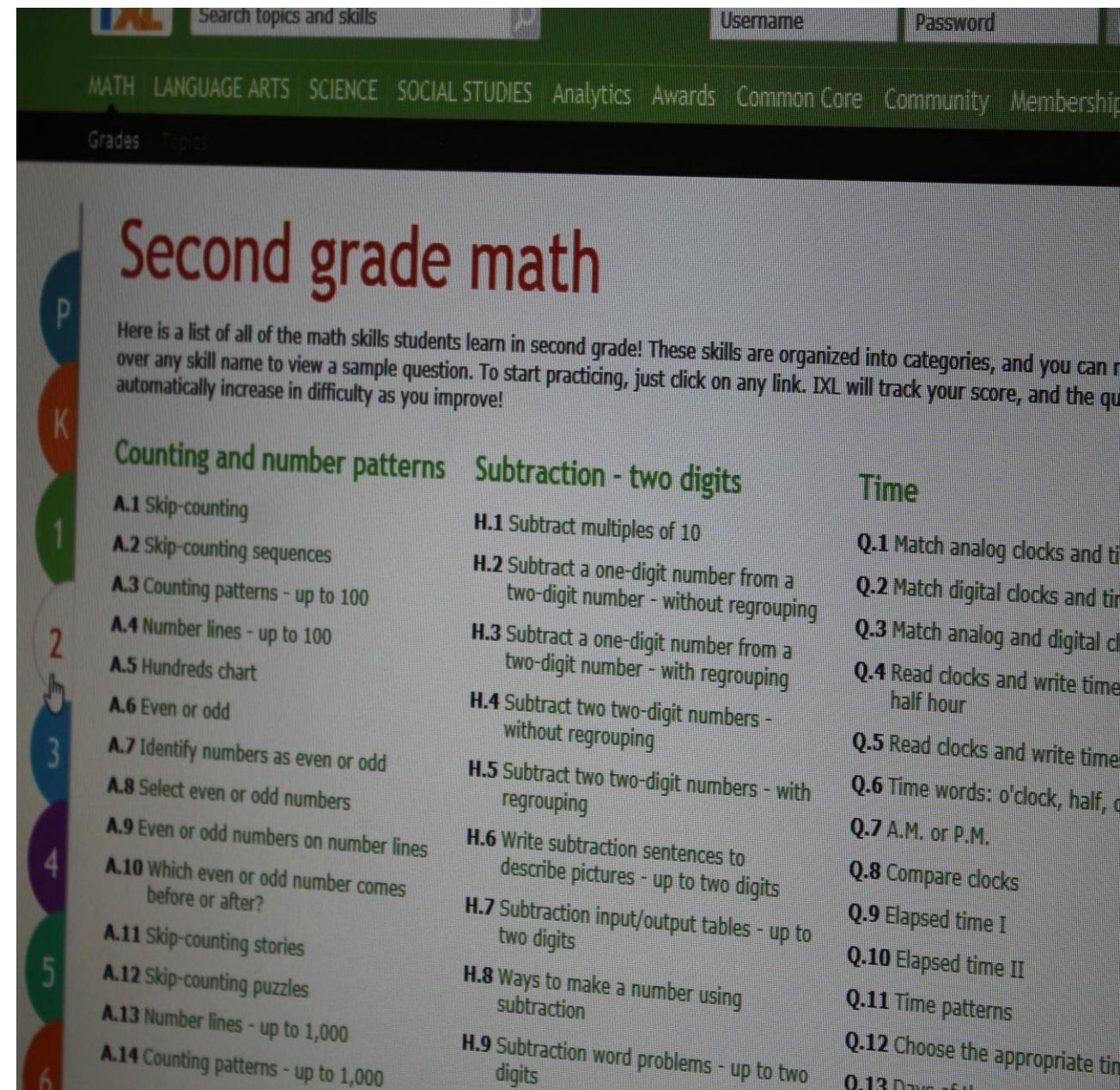
How many points earned?



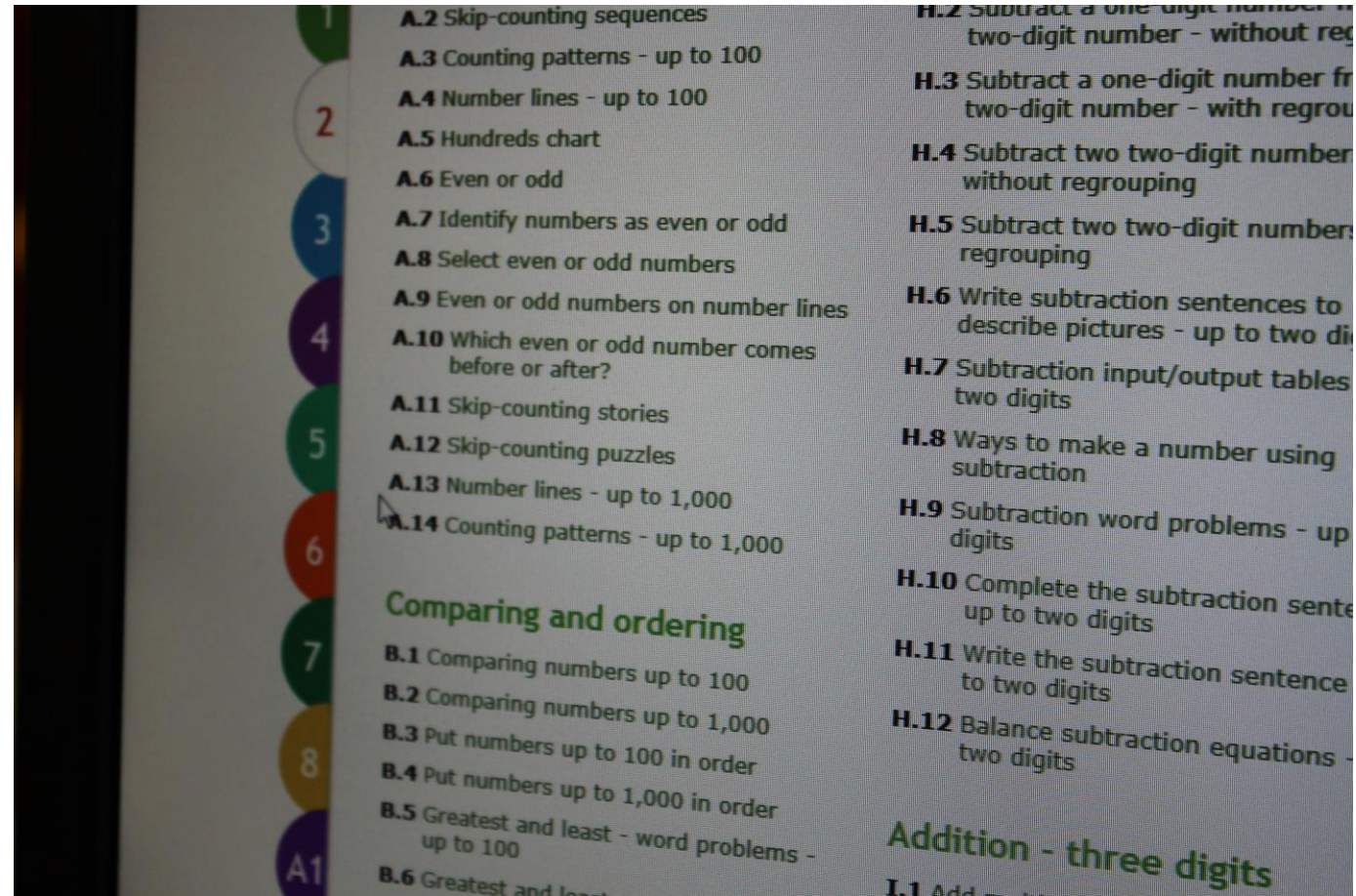
ixl.Com

Username:  
first letter initial last  
name@ventnor  
( ex. jholmstrom@ventnor)

Password:  
Student ID number



# Teacher assigns a section





A highlight will pop out explaining what will be taught.

Counting and number patterns

A.1 Skip-counting  
A.2 Skip-counting sequences  
A.3 Counting patterns - up to 100  
A.4 Number lines - up to 100  
A.5 Hundreds chart  
A.6 Even or odd  
A.7 Identify numbers as even or odd  
A.8 Select even or odd numbers  
A.9 Even or odd numbers on number lines  
A.10 Which even or odd number comes before or after?  
A.11 Skip  
A.12 Skip  
A.13 Put  
A.14

H.1 Subtract multiples of 10  
H.2 Subtract a one-digit number from a two-digit number - without regrouping  
H.3 Subtract a one-digit number from a two-digit number - with regrouping  
H.4 Subtract two two-digit numbers - without regrouping  
H.5 Subtract two two-digit numbers - with regrouping  
H.6 Write subtraction sentences to describe pictures - up to two digits  
H.7 Subtraction input/output tables - up to

Q.1 Match and  
Q.2 Match digi  
Q.3 Match ana  
Q.4 Read clock  
half hour  
Q.5 Read clock  
Q.6 Time word  
Q.7 A.M. or P.M.  
Q.8 Compare c  
Q.9 Elapsed tim  
Q.10 Elapsed ti

Time patt  
Choose th  
Days of th  
Months of  
Seasons  
Read a cal

Q.17 Number of  
Q.18 Relate time

Sample question

Which number comes between 979 and 981?

979 980 981 982 983 984 985 986 987 988 989 990 991

Comparing numbers up to 100  
B.1 Comparing numbers up to 100  
B.2 Comparing numbers up to 1,000  
B.3 Put numbers up to 100 in order  
B.4 Put numbers up to 1,000 in order  
B.5 Greatest and least - word problems - up to 100

H.12 Balance subtraction equations - up to two digits

Addition - three digits

Data and



# Student submits an answer

https://www.ixl.com/math/grade-2/number-lines-up-to-1000

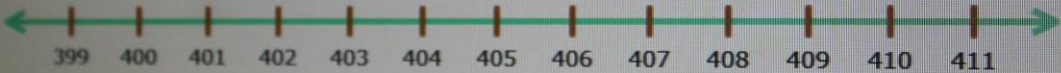
Ventnor City Public School... Realtime Parent Portal Ventnor Elementary School... Achieve3000: The Leader i... IXL - Number

IXL Search topics and skills Username Password

MATH LANGUAGE ARTS SCIENCE SOCIAL STUDIES Analytics Awards Common Core Community Members

Second grade · A.13 Number lines - up to 1,000

Which number comes just after 405?



399 400 401 402 403 404 405 406 407 408 409 410 411

Submit

If you put a correct answer in, you earn points.

The screenshot shows a web browser window with the IXL website. The address bar shows the URL <https://www.ixl.com/math/grade-2/number-lines-up-to-1000>. The browser tabs include "Ventnor City Public School...", "Realtime Parent Portal", "Ventnor Elementary School...", "Achieve3000: The Leader i...", "IXL - Number lines - up to 1,000", and another "Realtime Parent Portal". The IXL logo is in the top left, followed by a search bar and login fields for "Username" and "Password" with a "Remember" checkbox. A navigation menu includes "MATH", "LANGUAGE ARTS", "SCIENCE", "SOCIAL STUDIES", "Analytics", "Awards", "Common Core", "Community", and "Membership". Below the menu, it says "Second grade" and "A.13 Number lines - up to 1,000". The main question is "Which number comes just after 405?". Below the question is a number line with arrows at both ends and tick marks labeled 399, 400, 401, 402, 403, 404, 405, 406, 407, 408, 409, 410, and 411. A text input box contains the number "401". Below the input box is a green "Submit" button with a mouse cursor hovering over it. On the right side of the screen, there is a sidebar with a green "Questions answered" section showing "0", a blue "Time elapsed" section showing "00 00 17" (HR MIN SEC), and a red "SmartScore" section showing "out of 100" and "0".

Identified by DigiCert

<https://www.ixl.com/math/grade-2/number-lines-up-to-1000>

Ventnor City Public School... Ventnor City Public School... Realtime Parent Portal Ventnor Elementary School... Achieve3000: The Leader i... IXL - Number lines - up to 1,000 Realtime Parent Portal

IXL Search topics and skills Username Password Remember

MATH LANGUAGE ARTS SCIENCE SOCIAL STUDIES Analytics Awards Common Core Community Membership

Second grade A.13 Number lines - up to 1,000

Which number comes just after 405?

399 400 401 402 403 404 405 406 407 408 409 410 411

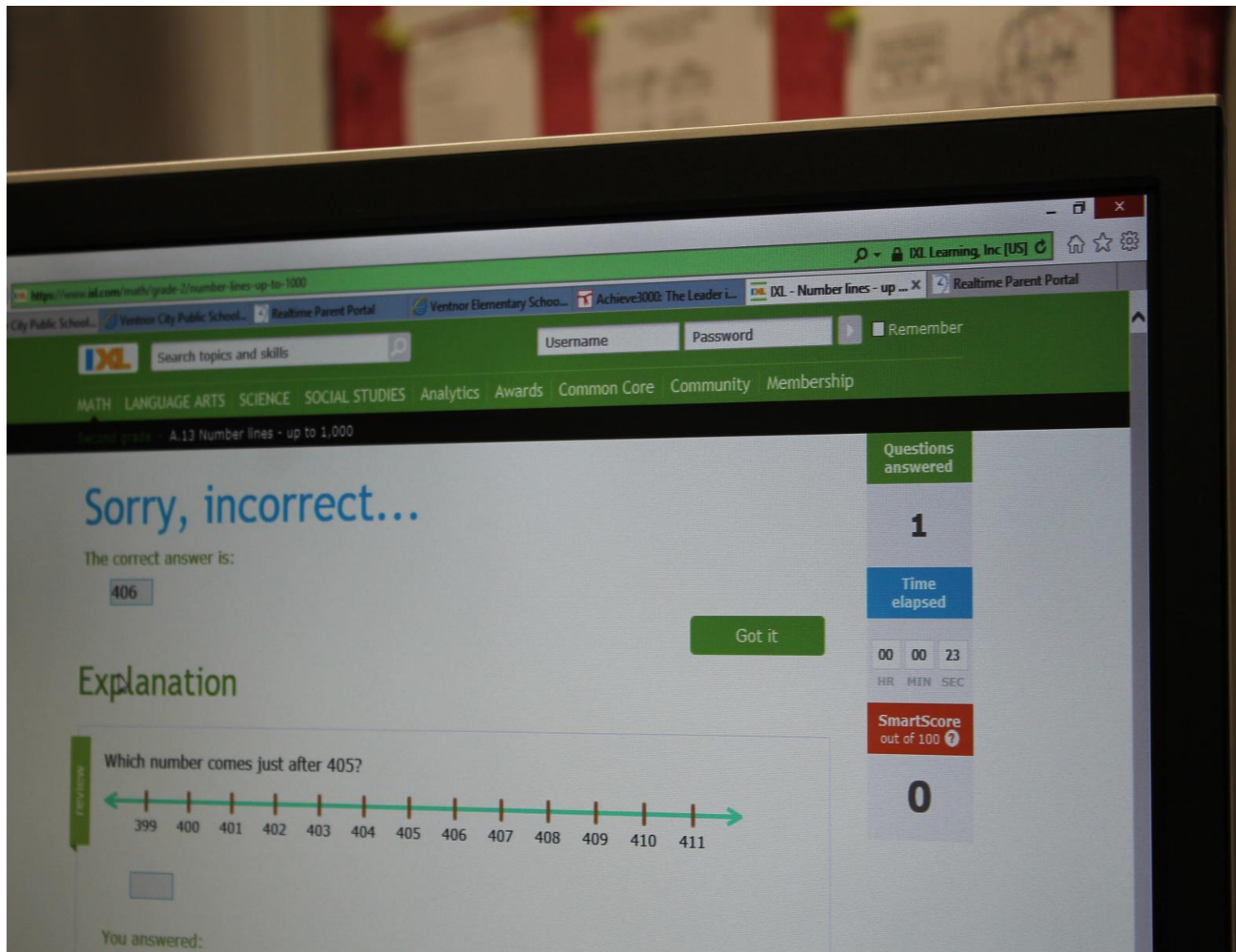
401

Submit

Questions answered  
0

Time elapsed  
00 00 17  
HR MIN SEC

SmartScore  
out of 100  
0



If you add an incorrect answer, you lose points. But it explains to you why and teaches you how to do the problem correctly. Jot down some notes.



https://www.ixl.com/math/grade-2/number-lines-up-to-1000

Ventnor City Public School... Ventnor City Public School... Realtime Parent Portal

Search topics and skills Username Password Remember

MATH LANGUAGE ARTS SCIENCE SOCIAL STUDIES Analytics Awards Common Core Community Membership

Second grade A.13 Number lines - up to 1,000

## Sorry, incorrect...


The correct answer is:

128

Got it

### Explanation

Type the missing number.




127  129 130 131

You answered:

115

Find the number that comes between 127 and 129. You can start at 127 and count up.

128 comes between 127 and 129.



127 128 129 130 131

Questions answered: 3

Time elapsed: 00 01 24

SmartScore out of 100: 9

https://www.ixl.com/math/grade-2/number-lines-up-to-1000


Ventnor City Public School... Ventnor City Public School... Realtime Parent Portal

Search topics and skills Username Password Remember

MATH LANGUAGE ARTS SCIENCE SOCIAL STUDIES Analytics Awards Common Core Community Membership

Second grade A.13 Number lines - up to 1,000

### Type the missing number.



358 359 360 361

Submit

Questions answered: 6

Time elapsed: 00 01 47

SmartScore out of 100: 36

TeenBiz/ KidBiz

<https://portal.achieve3000.com/index>

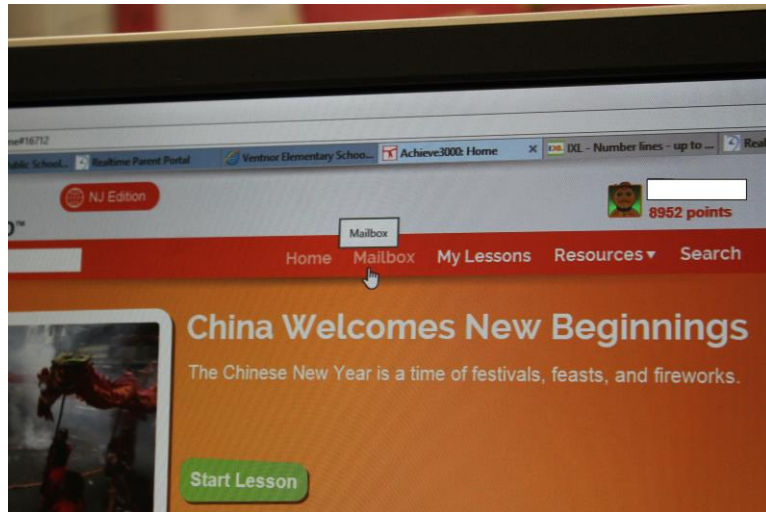
Username :

First name.last name  
( ex. Jennifer.Holmstrom)

Password:

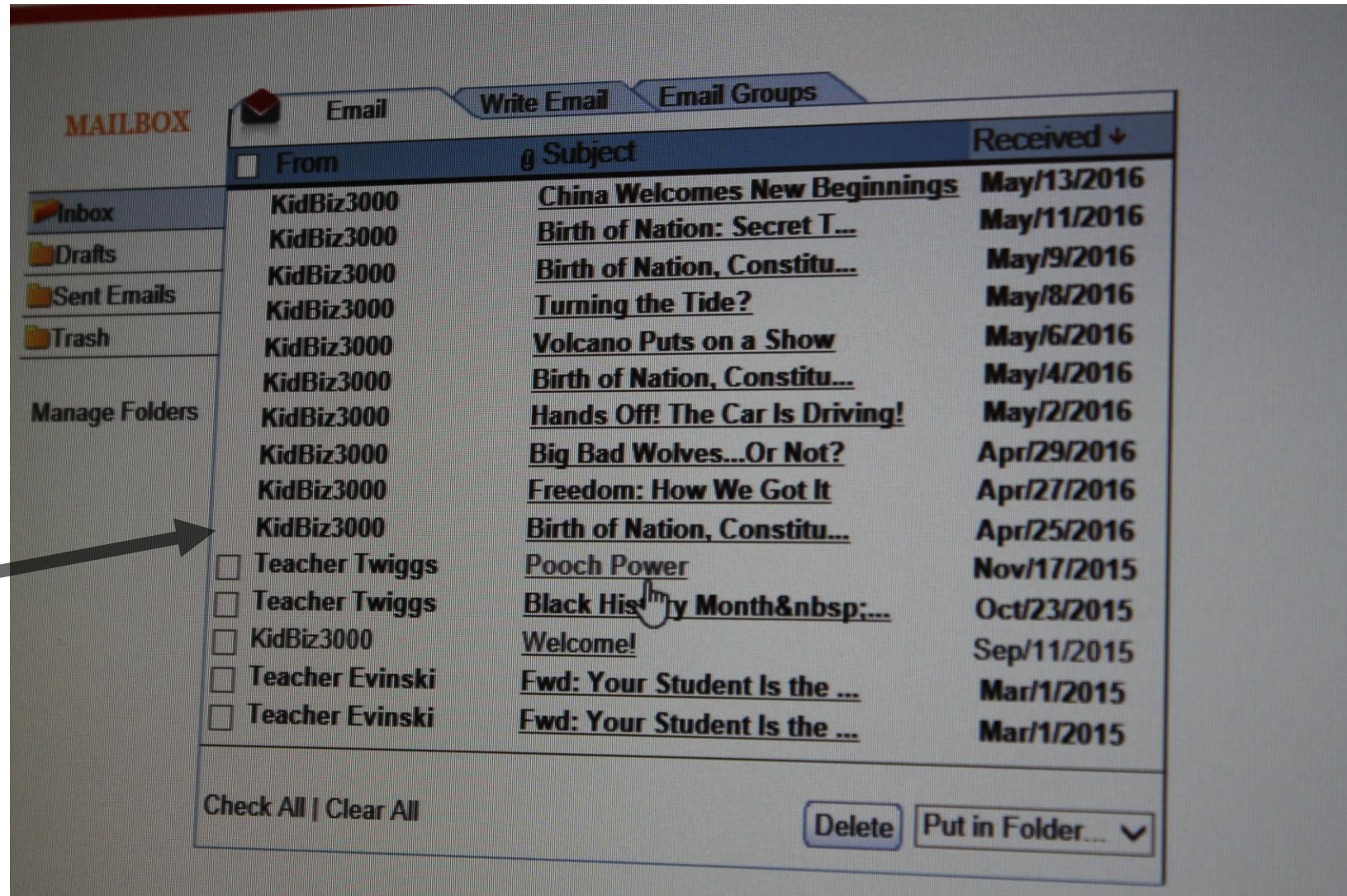
Student ID number

Home page  
go to the  
mailbox



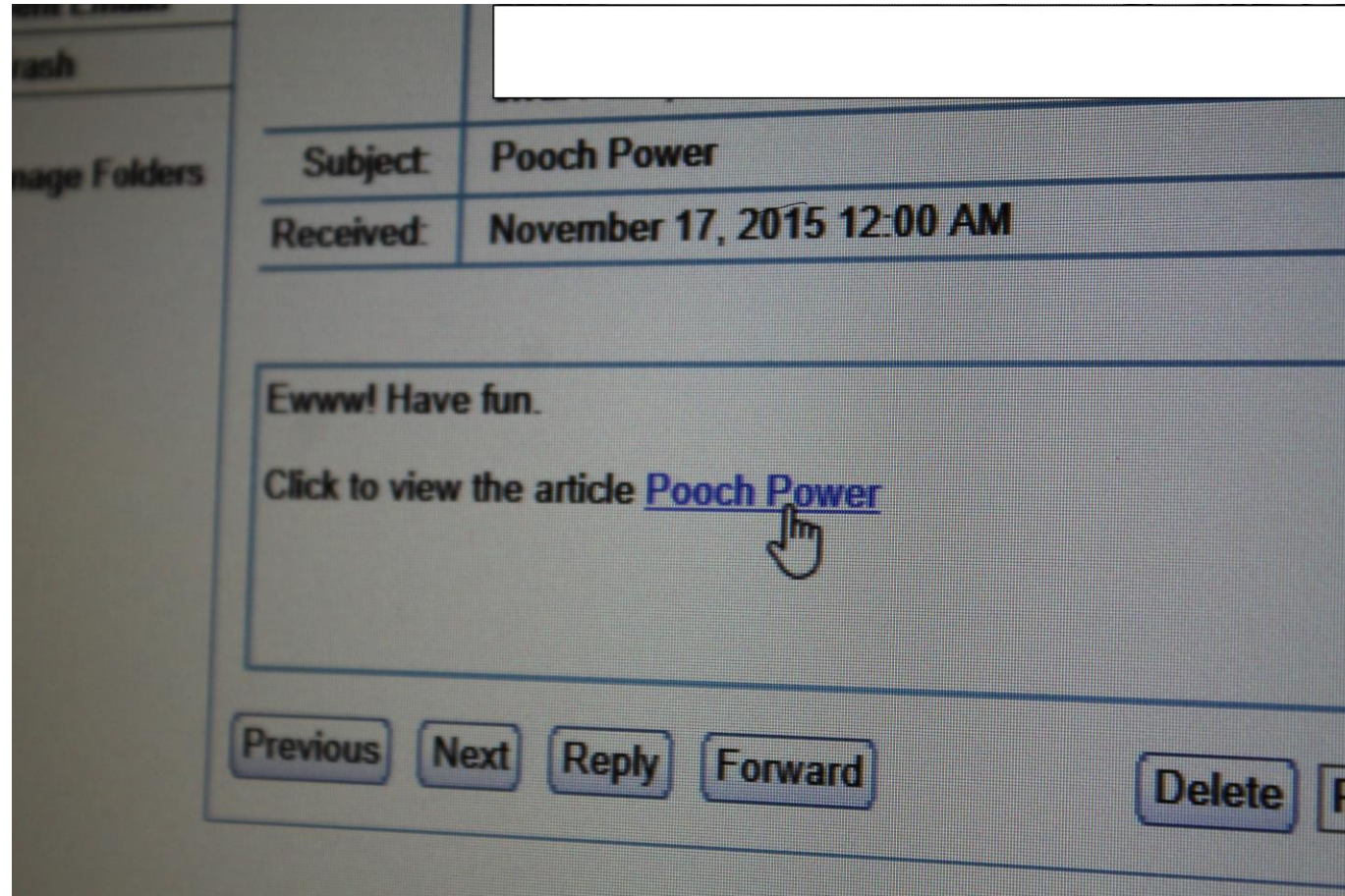


Click on one  
of the  
e-mails





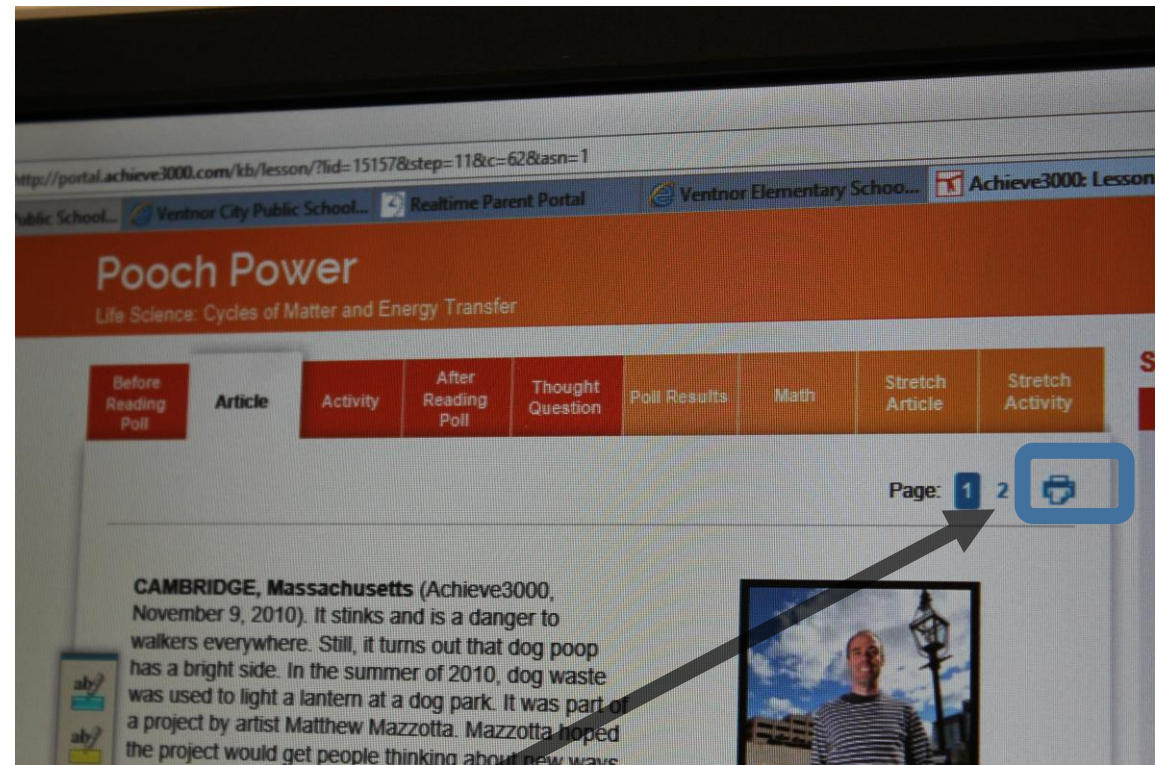
Click on the hyperlink for the article.



## The top toolbar

you click the  
“article” to read it.

You can also click a  
printer to print out  
the article and the  
questions.





Each article comes  
with vocabulary

The image is a photograph of a computer screen displaying a web browser. The browser's address bar shows several tabs: 'eve3000: Lesson', 'IXL - Number lines - up to ...', and 'Realtime Parent P...'. The main content area features a red header with the text 'Supporting Resources'. Below this header is a red button labeled 'Vocabulary'. Underneath the button is a list of five vocabulary words, each with its part of speech and a definition. To the right of each definition are two small blue icons: a right-pointing triangle and a square. The words listed are 'converter', 'decompose', 'digester', 'microbe', and 'vandalism'. At the bottom of the page, there is another red button labeled 'Extras' and a blue link labeled 'Map'.

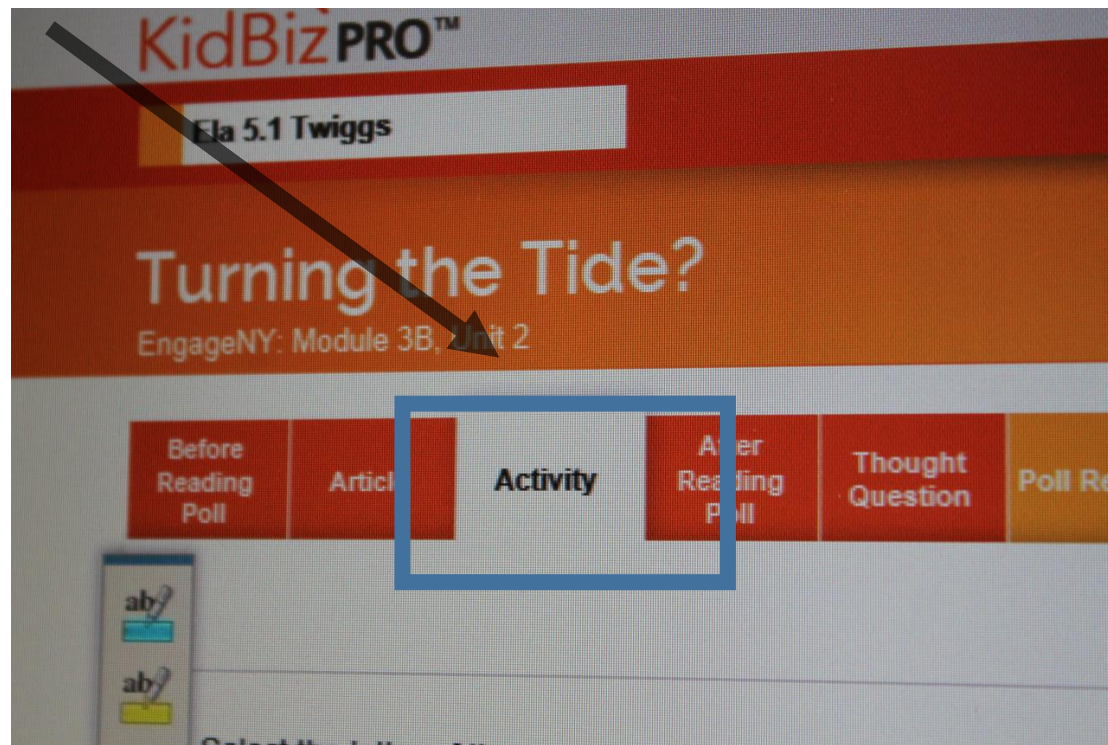
Supporting Resources

▼ Vocabulary

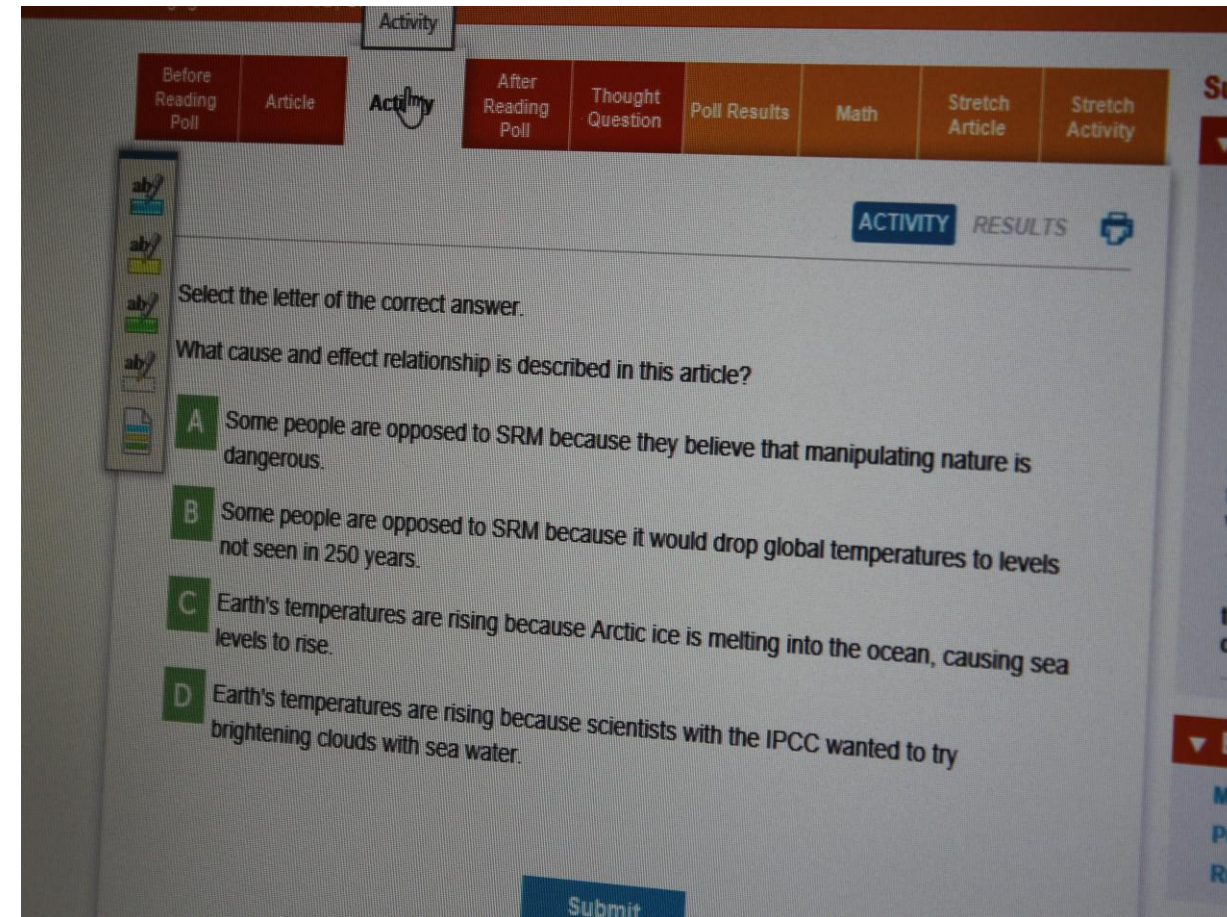
- converter** (*noun*)  
a device that helps change something into a new form
- decompose** (*verb*)  
to break down what's left of a living thing after it dies
- digester** (*noun*)  
something that breaks down a substance
- microbe** (*noun*)  
a living thing that is too small to see with the eyes alone
- vandalism** (*noun*)  
the deliberate destruction of another person's property

▼ Extras

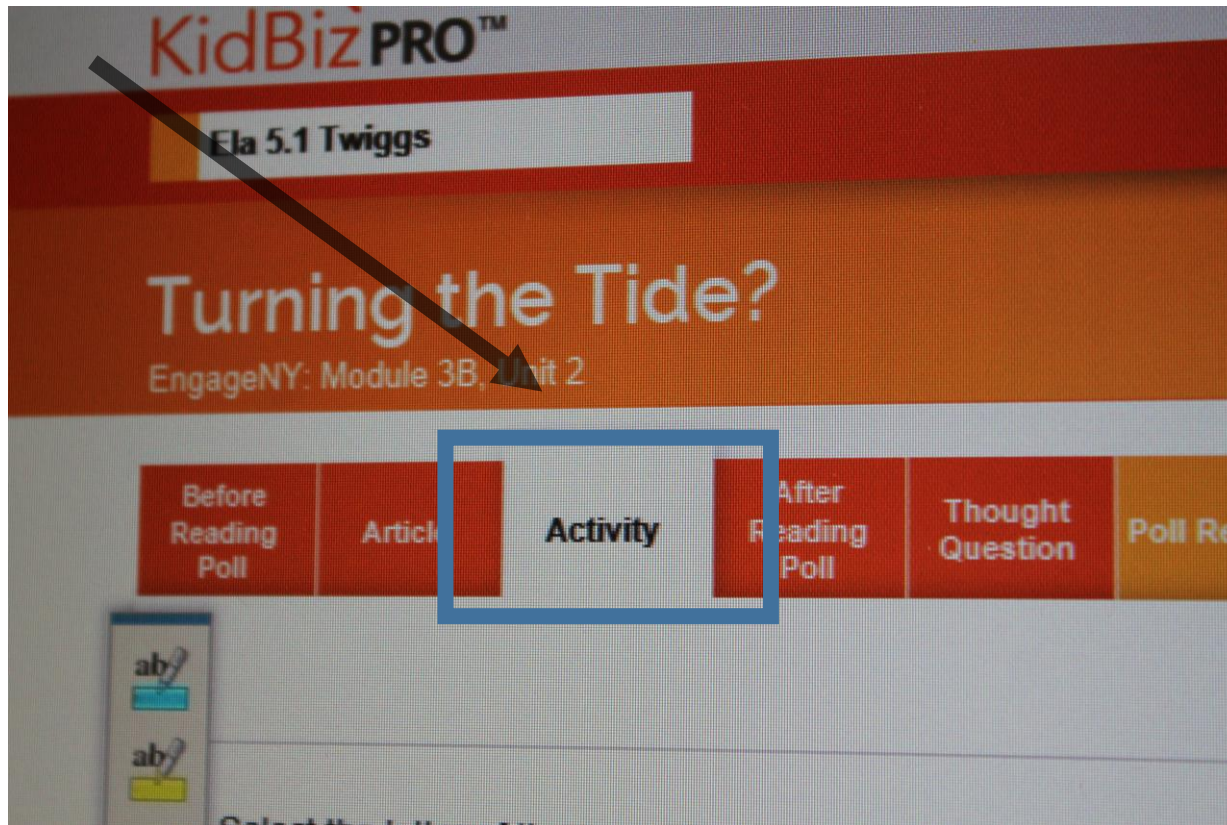
Map



If they are not finished their questions and you click activity, you will see the remaining questions.







When they are done the questions and you click activity, you will see their score.

http://portal.achieve3000.com/kb/lesson/?lid=15157&step=14&c=62&asn=1

Public School... Ventnor City Public School... Realtime Parent Portal Ventnor Elementary School... Achieve3000: Lesson

ACTIVITY RESULTS

Let's see how you did!

Activity	First Try	Second Try
1. Main Idea	✓	—

**Main Idea**

?

**Details**

It was created by artist Matthew Mazzotta to get people thinking about recycling.

It was installed at the Pacific Street Park in Cambridge, Massachusetts.

It had a steel tank into which people deposited dog waste.

Based on the article, which best replaces the question mark in the diagram above?

2. According to the article, what is the one benefit of the Park Spark dog waste converter?	✓	—
3. Which is the closest <b>synonym</b> for the word vandalism?	✓	—
4. Based on the article, what will happen next?	✓	—
5. Which of these is a statement of opinion?	✓	—
6. Which question is <b>not</b> answered in the article?	✓	—
7. The article states: Brinton said that methane has <b>potential</b> as an energy source. A project like Mazzotta's can highlight that. Which would be the closest <b>synonym</b> for the word <b>potential</b> ?	✓	—
8. Which statement from the article best supports the idea that Matthew Mazzotta didn't build Park Spark alone?	✓	—

**Activity Score**

100%	100%
------	------



Some teachers assign thought questions.

**POUCH POWER**  
Life Science: Cycles of Matter and Energy Transfer

Before Reading Poll | Article | Activity | **Thought Question** | Poll Results | Math | Stretch Article | Stretch Activity

ab? ab? ab? ab?

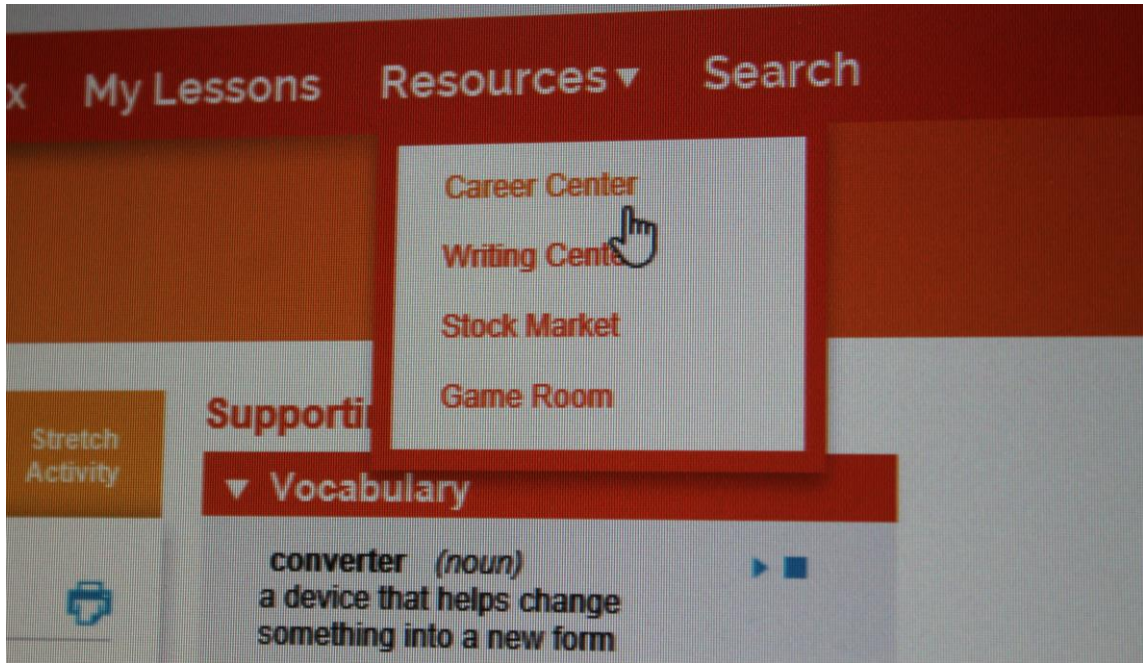
You read about an invention designed by Matthew Mazzotta that used dog waste to light a lantern at a park. Describe how the invention worked, and identify some problems Mazzotta solved with his creative invention.

Type your answer in the text box below.

Include in your Answer

Draft 1 | Draft 2 | Draft 3

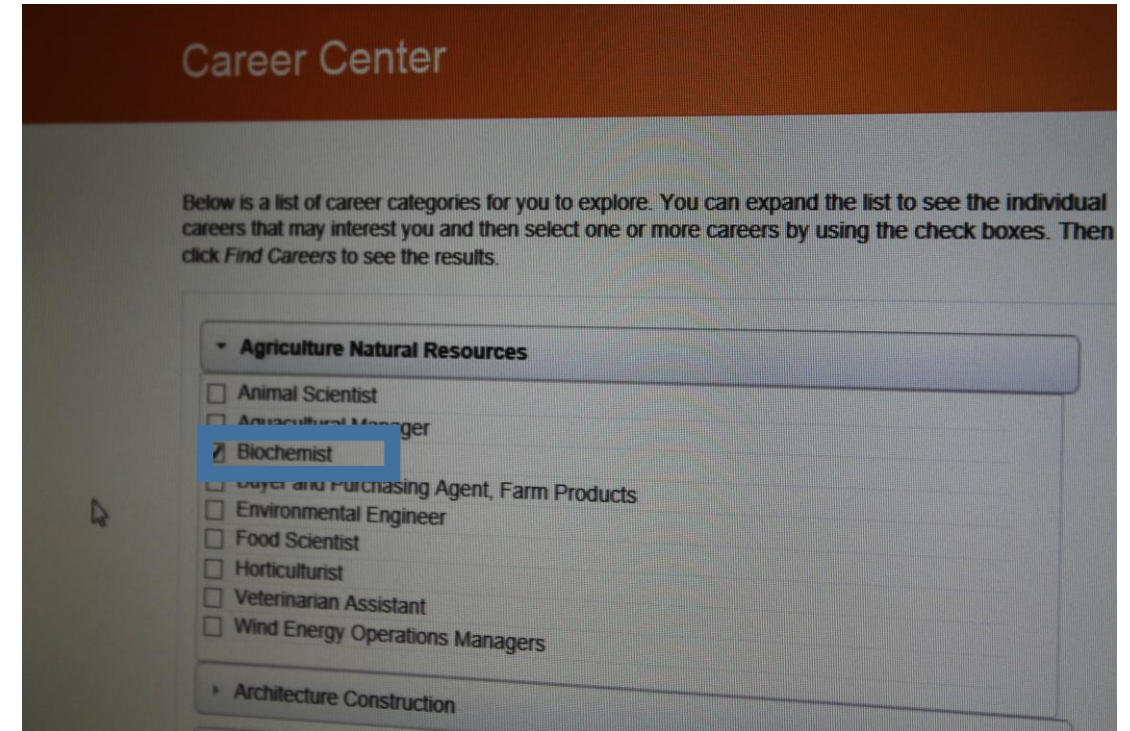
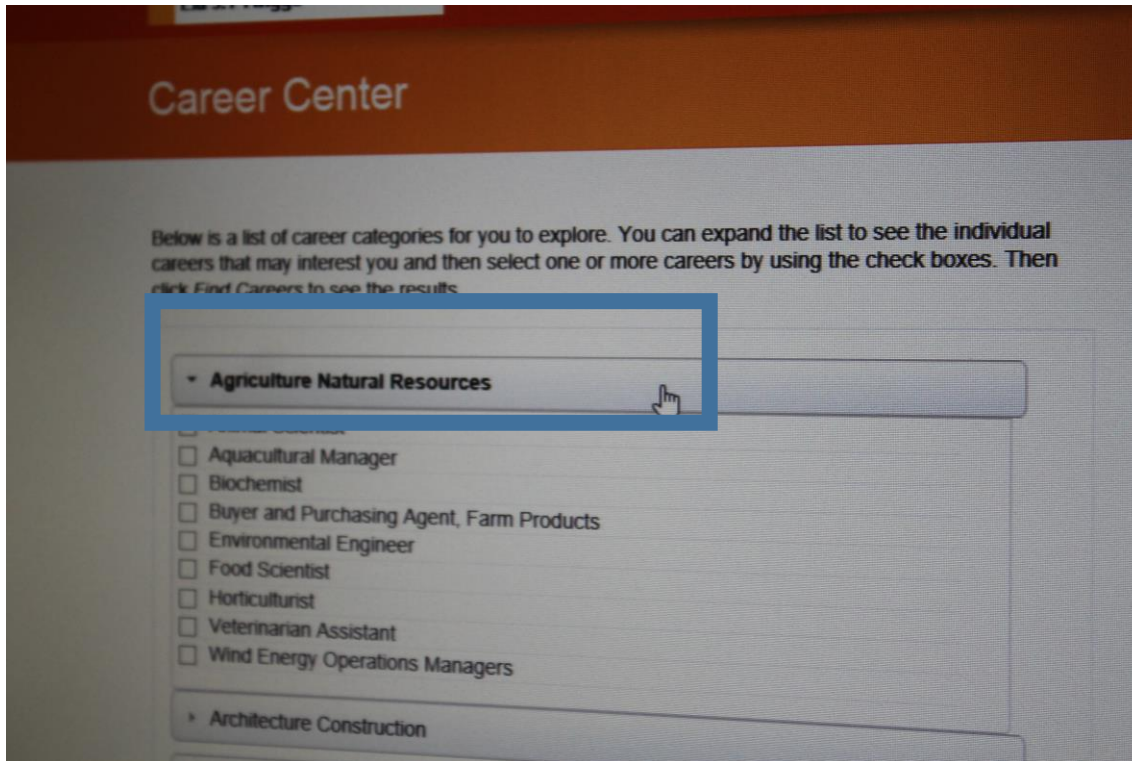
**B** / **I** / **U** | [List Bullets] | [List Squares] | [List Triangles] | [List Circles] | Font Family | Font Size



Want to find out  
their lexile levels?  
What grade level  
they are reading on?

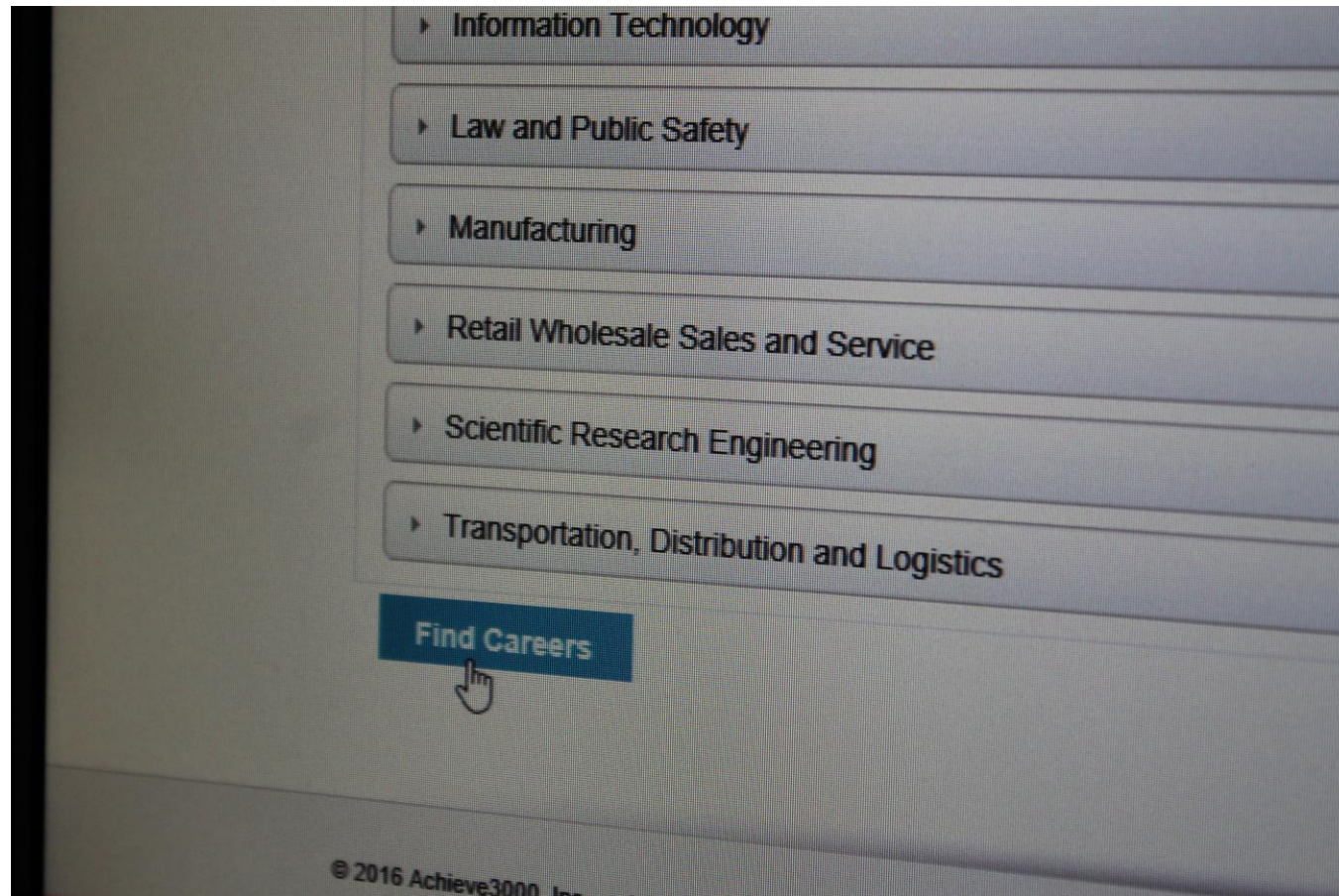
Go to Career Center.

Click on any career.  
Check any box.

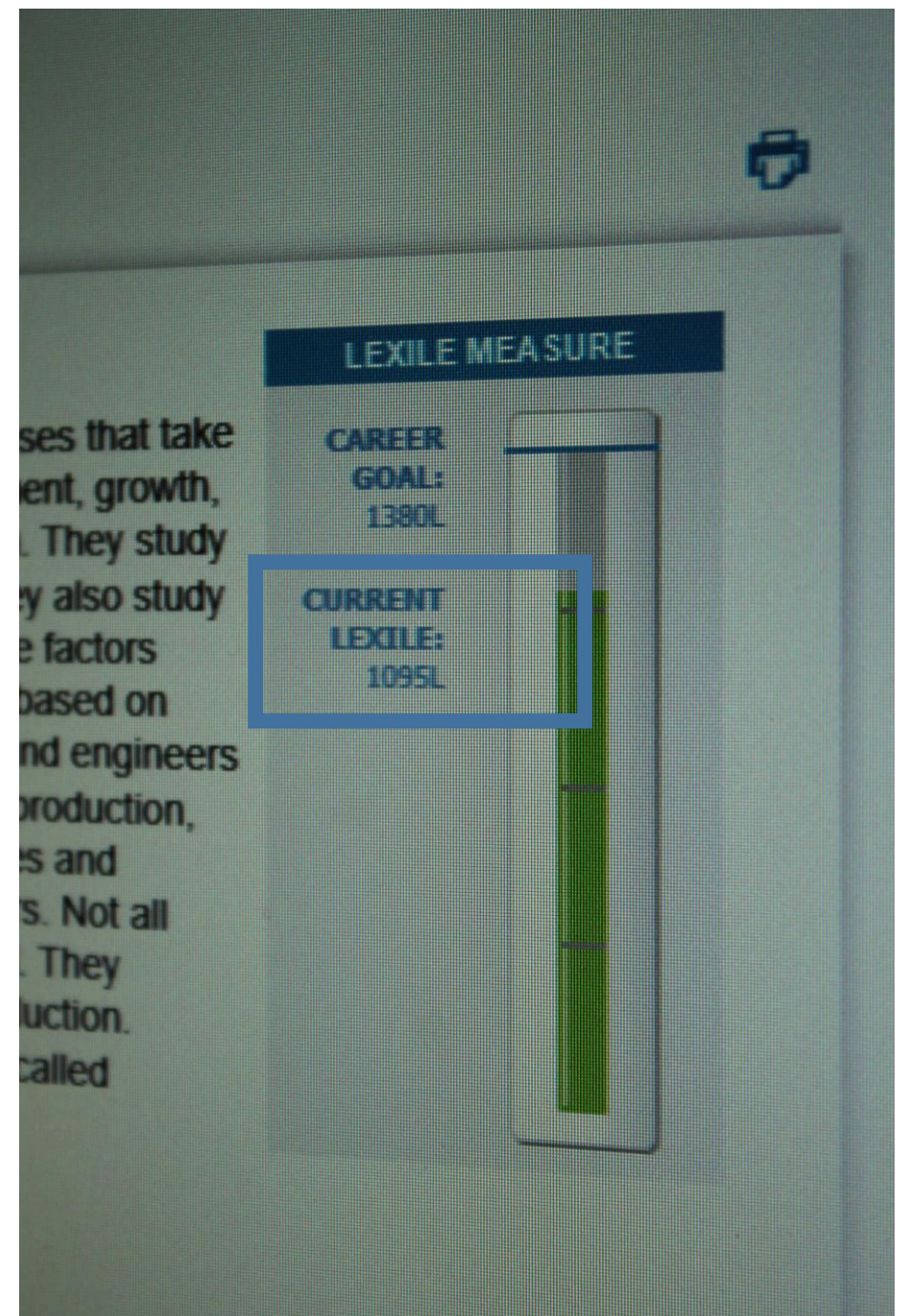




# Click find careers.



It will show you  
career goal lexile  
level. But will have  
your child's lexile  
level here..watch  
them grow!





College and Career Readiness				
	Not On Track		On Track	
Grade	Falls Far Below	Approaches	Meets	Exceeds
1	BR111L and Below	BR110L – 185L	190L – 530L	535L and Above
2	150L and Below	155L – 415L	420L – 650L	655L and Above
3	265L and Below	270L – 515L	520L – 820L	825L and Above
4	385L and Below	390L – 735L	740L – 940L	945L and Above
5	500L and Below	505L – 825L	830L – 1010L	1015L and Above
6	555L and Below	560L – 920L	925L – 1070L	1075L and Above
7	625L and Below	630L – 965L	970L – 1120L	1125L and Above
8	660L and Below	665L – 1005L	1010L – 1185L	1190L and Above
9	775L and Below	780L – 1045L	1050L – 1260L	1265L and Above
10	830L and Below	835L – 1075L	1080L – 1335L	1340L and Above
11/12	950L and Below	995L – 1180L	1185L – 1385L	1390L and Above

[http://doc.achieve3000.com/misc/understanding\\_lexile.html](http://doc.achieve3000.com/misc/understanding_lexile.html)