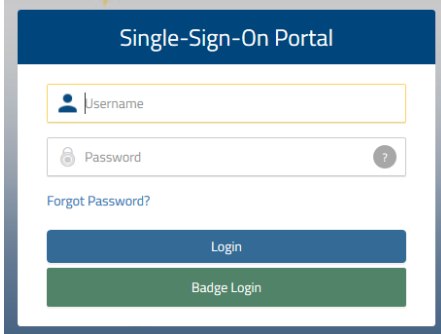



**To check your Destiny Library Account for missing/overdue books:**

1) Go to portal.hcbe.net



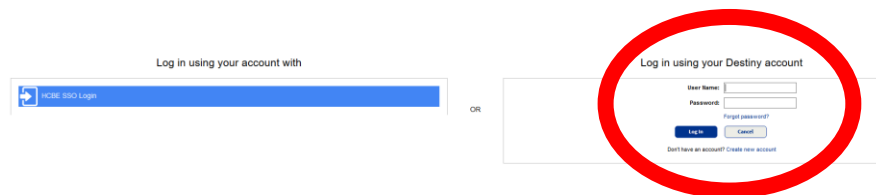
2) Enter your username and password (Please note that your username is not your full email address)

3) Click Login and choose Destiny

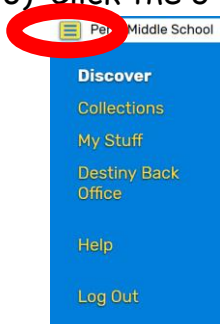


4) Choose Perry Middle School from the dropdown menu and click "Save"

5) In the column under "Log in using your Destiny account", enter your SSO username and password. It's the same information that you entered in step #2.



6) Click the 3 lines in the top left corner and click "My Stuff"



7) Click "My Checkouts" to see which books you have out. Those books need to be returned to the Perry Middle Media Center.

