


A decorative border of colorful circles surrounds the text. The circles are arranged in a rectangular frame, with colors including red, green, blue, yellow, orange, and purple. The text "Comprehension Strategies" is centered within the frame in a large, black, serif font. The word "Comprehension" is on the top line, and "Strategies" is on the bottom line.

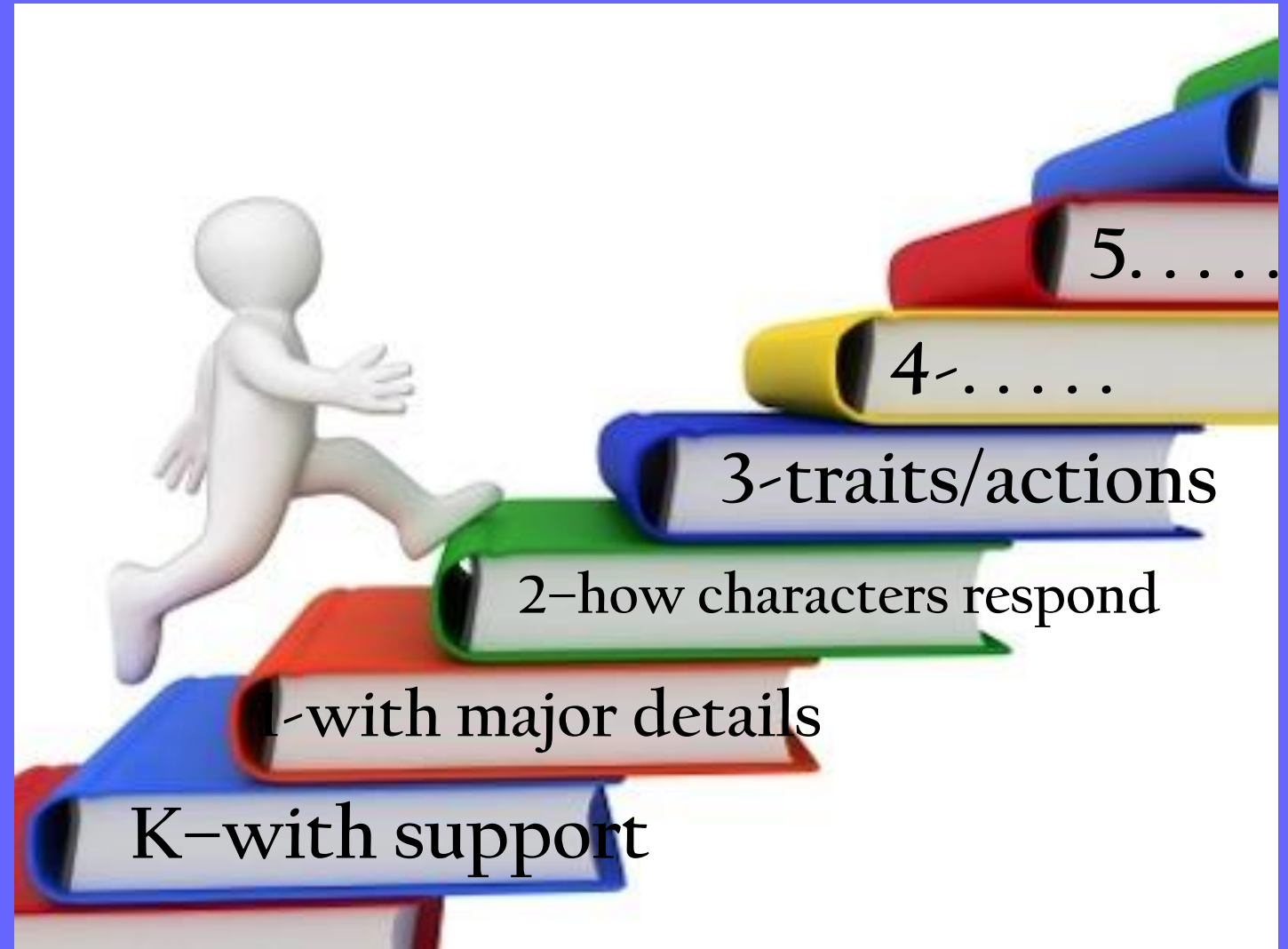
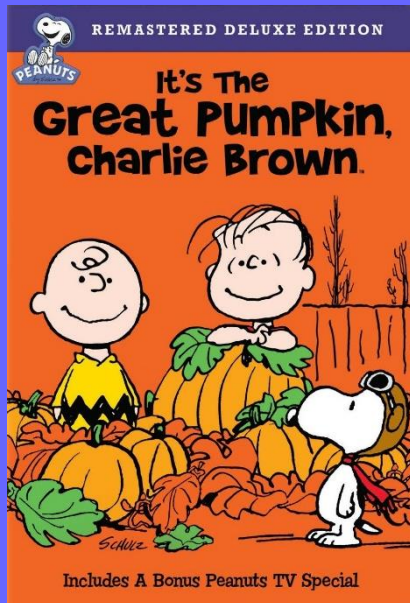
Comprehension Strategies

Welcome!



Reading skills build from grade to grade.

For example: identify
characters, settings
& major events



Our Focus Today:

comprehension



3rd grade standards:

L1, L2, L3, L4, L5, L6,

L7, L9, L10, I1, I2, I3, I7

I8, I9, I10

*What comprehension
strategies
can I use to help
my student?*

use

background knowledge

Think of what you already know
about the topic before reading.

ask

questions

What questions does the text
make you think of?
Look for the answers.

identify

author's purpose

Did the author write the text
to inform, entertain, or
persuade?

identify

main idea

What is it mostly about or
what does the author really
want you to know?



recognize

sequence

Look for the order of steps or events.

recognize

cause & effect

Look for one event that makes another event happen.

make

inferences

Use what you already know plus clues in the text to understand the text more deeply.



predict

Think about what might happen next, then check if you are right.

summarize

Restate the important events or facts from the text.

distinguish fact & opinion

What statements can be proven?
What statements are just someone's idea?

find facts & details

Find facts (NF) or details (F) to support the main idea.

notice compare & contrast

Look for important similarities & differences in characters, events or concepts.



make
connections

How does the text remind you of yourself, another text or the world?

visualize

Make a movie in your head about the text as you read.

reread

If the text doesn't make sense, go back & read again.



adjust your
pace

When you get to a part that is hard to understand, read it more slowly.



*Thank you for all
you do at home to help
our 3rd graders be
successful!*

