

WELCOME TO POTTSVILLE SCHOOL DISTRICT'S

REPORT TO PATRONS

2015-2016

AGENDA...

- District Vision
- General Information (School Board Training Hours, Student Population, Poverty Rate, Accreditation Status)
- Assessment Results
- New State Assessment/s
- Federal Programs
- Building Reports
 - High School
 - Junior High
 - Middle Grades
 - Elementary
- Conclusion



DISTRICT VISION

GOALS OF POTTSVILLE SCHOOL DISTRICT

- Pottsville School District continues to support the learning and development of all students.
- It is our aim to ensure every child performs at or above grade level and that they are proficient or advanced on all state mandated testing.
- The district strives to develop 21st century skills and life long skills with our students to prepare them for the future workforce and society in general.

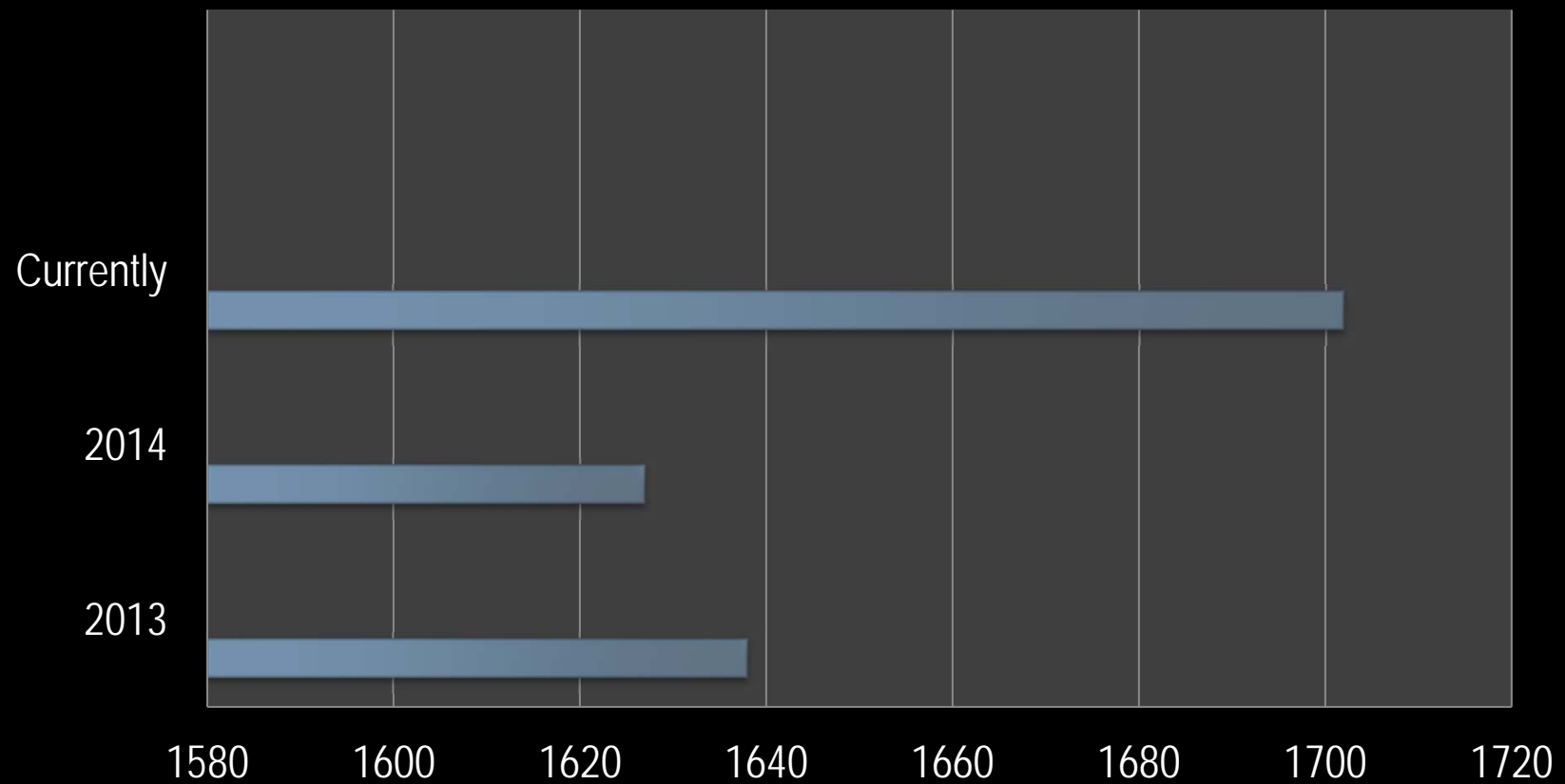
GENERAL INFORMATION

BOARD TRAINING REPORT (FOR THE 2014-2015 SCHOOL YEAR)

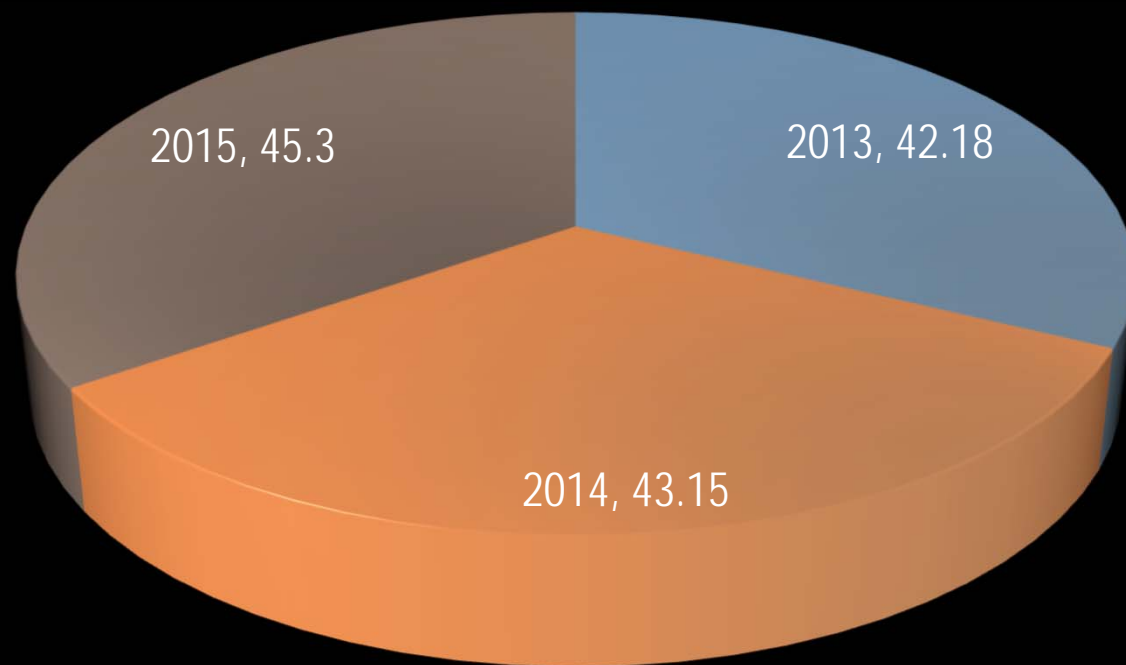
- Blake Herren-27.5 hours
- Jim Huffman-11.5 hours
- Clint Hull-36.5 hours
- David Potts-19.5 hours
- Tracy Taylor-14.5 hours



STUDENT POPULATION



POVERTY RATE



ACCREDITATION STATUS

- All schools in Pottsville School District are fully accredited through the Department of Education.



ASSESSMENT RESULTS


TEST SCORES



- ESEA preliminary reports on the PARCC testing (literacy and math) have not been made available yet.

IN THE MEANTIME...EXAMPLES OF OTHER DATA TO CONTINUE TO ANALYZE

- CWT Results
- TESS Results
- Formative/Interim Assessments from last year (and this year)
- Surveys (parent, teacher)
- STAR (reading/math)
- School Health Index
- ACT, AP



NEW STATE ASSESSMENT/S



- ACT/ACT ASPIRE (See handout #1)

FEDERAL PROGRAMS

FEDERAL AND STATE FUNDS

- Pottsville Schools provide many opportunities for students through the Federal Entitlements and the Arkansas State Categorical Funds. For the 2015-2016 school year, the district will receive over \$830,000.00 in state and federal entitlements.



SUPPLEMENTAL FUNDS

- Used to...
- Provide Reading Teachers
- Provide Paraprofessionals to assist Students in Reading and Math
- Enhance Student Learning through Technology
- Provide Parental Engagement Activities
- Provide Professional Development
- Provide our Elementary and Middle Grades with additional assistance to improve the academic achievement of disadvantaged children (Title I)

(Individual Fund Breakdown-see handout #2)

SCHOOL BUILDING REPORTS

CIPA (CHILD INTERNET PROTECTION ACT)

- Pottsville Public School District will make on-line services accessible to legitimate users of the network and computer systems. Proper conduct is the responsibility of the user. Attempts to violate policy will result in disciplinary action. Pottsville Public Schools will review its policy in a timely manner and actively investigate network/internet abuse.
- Students will be supervised during on-line activities while at school.
- School filtering monitors will be used on campus as well as a mobile content filtering for laptops/mobile devices to protect students from various inappropriate materials. Restricted websites include those covered under the CIPA (Child internet Protection Act) rules and regulations. These include websites that are obscene, are child pornographic, or are harmful to minors. All parents/students need to also be aware of online safety. More information can be found at www.isafe.org.
- A faculty member will supervise students during school hours when students are accessing the network/internet. Faculty members can request approval to bypass filter for bonafide research and educational purposes.
- Online activities at home will be monitored by the parents
- The students will be instructed on acceptable use of the network, proper network etiquette, safety and privacy precautions.
- Parental permission must be granted for students to access the network/internet.

HIGH SCHOOL

ENROLLMENT = 379 STUDENTS



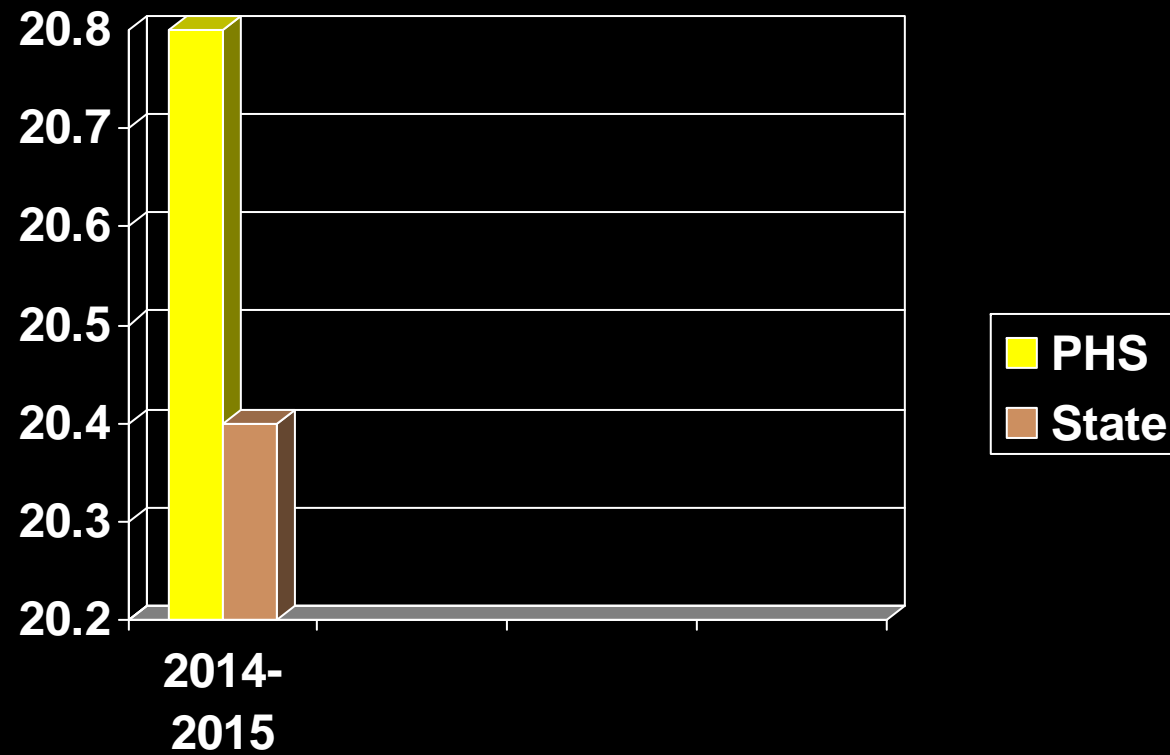
HIGH SCHOOL REPORT CARD = GRADE A

2014-2015 AP EXAM RESULTS

Number of Students	Score Received
3 students	5
5 students	4
23 students	3
TOTAL OF STUDENTS = 31	

- A Score of 3 or Better Will Gain That Student a College Credit for That Course.
- The AP Program Will Receive \$50.00 for Each Score That is a 3 or Higher.
- GREAT JOB AP TEACHERS and STUDENTS!!!!

HIGH SCHOOL 2014-2015 ACT SCORES

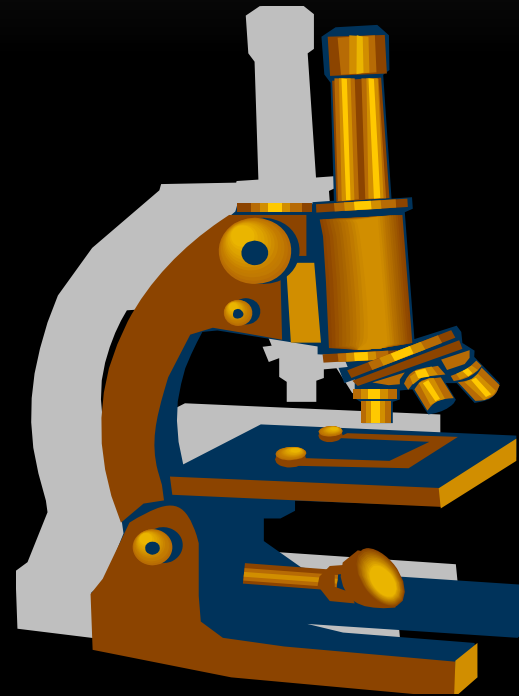


HIGH SCHOOL 2014-2015 EOC BIOLOGY RESULTS

10th grade = 65%
proficient/advanced

Region = 55%
proficient/advanced

State = 47%
proficient/advanced



HIGH SCHOOL INTERVENTION CLASS



- Students are remediated in:
Literacy-9th, 10th, and 11th
Geometry
Algebra I
Algebra II
Biology

This year, when students are not being remediated, they are in a preparatory and/or enrichment class for the ACT/ACT Aspire assessments.

The students attend these classes based upon a “wheel” rotation.

HIGH SCHOOL 2013-14 LOCAL REPORT DATA

Pottsville School District

District Status Report for 2012-13

ACCREDITATION STANDARDS

The Standards of Accreditation of Public Schools require that each school offer three programs of study in three different occupational areas. If a program is offered at a secondary vocational center, students must be enrolled in the current school year.

Pottsville High School is offering 15 programs of study in 15 different career cluster pathways in the 2013-14 school year.

ACADEMIC SKILL ATTAINMENT

The academic attainment measure is based on the number of CTE concentrators who score proficient or advanced on the end-of-course Literacy and Geometry assessments. CTE concentrators are those students who have completed at least three units from a program of study in grades 9-12 and are leaving the secondary education system during the reporting year.

----- LITERACY -----

PCT of concentrators proficient in Literacy: 81.25%

Consortia/District Target: 73.28%

District rating: Met Target

----- GEOMETRY -----

PCT of concentrators proficient in Geometry 67.74%

Consortia/District Target: 73.45%

Below Target

HIGH SCHOOL GRADUATING CLASS OF 2015

106 graduates in the class of 2015

57 - enrolled in a post-secondary school (54% attending 2 or 4 year college)

8 - Technical Trade School (7% attending a technical trade school)

Breakdown on decisions:

Arkansas State University – 3

Arkansas Tech University – 29

ATU – Ozark Campus - 3

Harding University – 1

Hendrix – 1

North Ark Community College – 1

Others (includes out of state examples include: Air Force Academy – Colorado Springs, Colorado, University of Texas at Dallas and Applied Life Leaders Academy) - 3

University of Arkansas at Fayetteville – 1

University of Arkansas at Ft. Smith - 2

University of Arkansas at Little Rock – 1

University of Arkansas Community College at Morrilton – 11

University of Central Arkansas - 1

16 attending a 2 year institute

41 attending a 4 year institute

Military – 5 (Marines, Naval Seal, Air Force and Army) (5% joined the military)

Approximately \$3.5 million in scholarships awarded with some of the Arkansas Academic Challenge Scholarship decisions pending.



JUNIOR HIGH

- Student enrollment = 385
- Certified Employees = 38
- Non-certified Employees = 15



JUNIOR HIGH REPORT CARD = GRADE B



Augmented Benchmark- Science Results

7th grade = 54% proficient/advanced

Region = 43% proficient/advanced

State = 35% proficient/advanced

JUNIOR HIGH-TECHNOLOGY

- 1:1 Technology integration has been fully implemented in our 7th, 8th, and 9th grade classes.
- The students have access to a Chromebook in their classes throughout the Junior High.



JUNIOR HIGH-ACCOMPLISHMENTS-SUCCESS STORIES



- EAST program continues to expand and improve with many student-led projects.
- For the third year, students from the Junior High are attending an ALE school which is Crossroads Alternative Learning Center located in Atkins.
- One of our Junior High students, Chloe Hett, was elected as the State President for the Junior Beta Club.
- The Junior Beta Club attended the National Convention.

MIDDLE GRADES REPORT CARD-GRADE A

Augmented Benchmark- Science Results

5th grade
proficient/advanced= 91%

State = 60%
proficient/advanced

Region = 67%
proficient/advanced



MIDDLE GRADES-HONORS AND ACCOMPLISHMENTS



OEP ranks Pottsville Middle School as one of the Highest Achieving Schools in Science. We rank 9th in the state and 3rd in the NW region.

ELEMENTARY-STUDENT ENROLLMENT

- Approximately 541 students-THE MOST STUDENTS EVER!!
- 7 Teachers in every grade except 3rd grade, BUT...with the following enrollment numbers:

K (7 teachers): 134 students

1 (7 teachers): 146 students

2 (7 teachers): 142 students

3 (6 teachers): 119 students

AND...how we are only allowed a maximum of 20 students in kindergarten/23 in 1st-3rd grades (Standards)... We will need a seventh 3rd grade teacher next year.



ELEMENTARY-NEW EMPLOYEES

New Employees



- Special Ed Teachers: Jennifer Moudy and Heather Heflin
- Special Ed Paraprofessionals: Amanda Jones and Tanya Turney

ELEMENTARY REPORT CARD = GRADE A (A PERFECT SCORE OF 300)

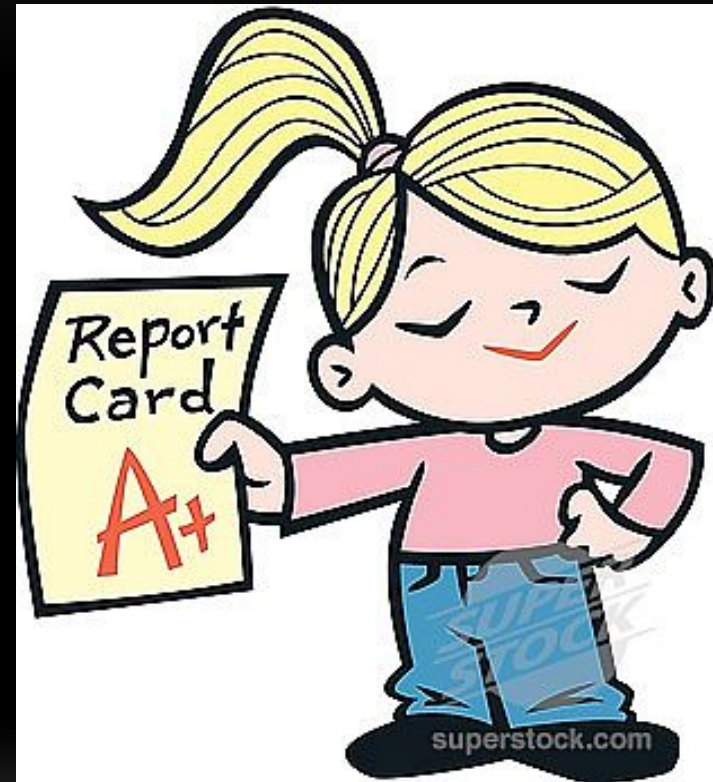
ITBS SCORES

FIRST GRADE

- ELA NPR 56
- Math NPR 50

SECOND GRADE

- ELA NPR 63
- Math NPR 64



ELEMENTARY-TECHNOLOGY



- Third grade is now implementing the 1:1 Initiative—Chromebooks.
- All regular education classes are equipped with Smartboards.
- All classrooms have Document Cameras and a Mimio Board (if no Smartboard).

CONCLUSION

**THANK YOU STUDENTS, PARENTS, SCHOOL
BOARD MEMBERS, COMMUNITY MEMBERS
AND OUR FACULTY AND STAFF FOR
WORKING TOGETHER TO BE SUCCESSFUL!!**

<https://www.youtube.com/watch?v=cC6rCcwGd3I>

