

EXPANDING SENTENCES

Real photos



This no print sprint activity with real photos is great for teaching pronouns, verbs, wh questions, and simple sentences. It is easy to download to any digital device such as the iPad, eBook, computer, smart board, etc. for use. These activities are great for teletherapy and mixed groups.

[Click HERE to SAVE 30% for the Language Activity Bundle!](#)

Targets:

*pronouns (he, she, they)

*verbs (Horseback riding, trotting, running, riding, helping, holding, cuddling, picking, flying, laughing, smiling, swinging, sitting, kneeling, sliding, seesawing, playing, climbing, kicking, laying, raining walking scootering, spinning around, blooming)

*basic concepts (top, bottom, between, on, beside, in, middle, big, little, near, far, up, down, in front, in back, behind, above, below)

*who questions

*what questions

*where questions

*why questions

*vocabulary to participate in spring activities (Horse, helmet, saddle, trail, mountains, park, field, kite, swing, slide, seesaw, merry-go-round, soccer, soccer ball, spikes, uniform, rain, puddles, umbrella, dog, horse, scooter, swing, jungle gym, sand box, bucket, shovel, flowers)

*These photo scenes may be used for a variety of purposes such as asking and answering questions, conversation starters for students working on carry over of skills in articulation and fluency, sentence formulation and expansion, eliciting a language sample, etc. There are no digital interactive features with these activities.

What's Included:

*20 pages of colored REAL PHOTOS for digital platform (iPad, computer, whiteboard, teletherapy platform).

*Visuals are provided to teach the pronouns he, she and they.

*Sentence strip is included for eliciting sentences.

*1 sets of 20 cards that are 3.5" x 2.5" .

Suggested Activities:

1. Ask the question, "What is happening?" If needed, model the correct sentence pointing to the cue shapes at the bottom of the page.
2. Make 2 copies of cards for matching games.
3. If needed, use visuals to teach the pronouns he, she and they. Also, a sentence strip may be used for eliciting sentences.

[Click HERE to follow me and be notified when new products are uploaded. New products are always 50% off for the first 48 hours they are posted.](#)

Please feel free to contact me with any questions

.

Thank you,
Linda



@LANGUAGE SPEECH AND LITERACY: LINDA CANNON


Who?



What?



Where?





@LANGUAGE SPEECH AND LITERACY: LINDA CANNON


Who?



What?



Where?





©LANGUAGE SPEECH AND LITERACY: LINDA CANNON


Who?



What?



Where?





@LANGUAGE SPEECH AND LITERACY: LINDA CANNON


Who?



What?



Where?





@LANGUAGE SPEECH AND LITERACY: LINDA CANNON


Who?



What?



Where?





@LANGUAGE SPEECH AND LITERACY: LINDA CANNON


Who?



What?



Where?





@LANGUAGE SPEECH AND LITERACY: LINDA CANNON


Who?



What?



Where?





@LANGUAGE SPEECH AND LITERACY: LINDA CANNON


Who?



What?



Where?





@LANGUAGE SPEECH AND LITERACY LINDA CANNON


Who?



What?



Where?





@LANGUAGE SPEECH AND LITERACY: LINDA CANNON


Who?



What?



Where?





@LANGUAGE SPEECH AND LITERACY: LINDA CANNON


Who?



What?



Where?





@LANGUAGE SPEECH AND LITERACY: LINDA CANNON


Who?



What?



Where?





@LANGUAGE SPEECH AND LITERACY: LINDA CANNON


Who?



What?



Where?





@LANGUAGE SPEECH AND LITERACY: LINDA CANNON


Who?



What?



Where?





@LANGUAGE SPEECH AND LITERACY: LINDA CANNON


Who?



What?



Where?





@LANGUAGE SPEECH AND LITERACY LINDA CANNON


Who?



What?



Where?





@LANGUAGE SPEECH AND LITERACY: LINDA CANNON


Who?



What?



Where?





@LANGUAGE SPEECH AND LITERACY: LINDA CANNON


Who?



What?



Where?





© LANGUAGE SPEECH AND LITERACY: LINDA CANNON


Who?



What?



Where?





@LANGUAGE SPEECH AND LITERACY: LINDA CANNON


Who?



What?



Where?



Who? What? Where?

😊 ? 🌐

Who? What? Where?

😊 ? 🌐

Who? What? Where?

😊 ? 🌐

Who? What? Where?

😊 ? 🌐

Who? What? Where?

😊 ? 🌐

Who? What? Where?

😊 ? 🌐

Who? What? Where?

😊 ? 🌐

Who? What? Where?

😊 ? 🌐

Who? What? Where?

😊 ? 🌐



Who?



What?



Where?



20



Who?



What?



Where?



21



Who?



What?



Where?



22



Who?



What?



Where?



23



Who?



What?



Where?



24



Who?



What?



Where?



25



Who?



What?



Where?



26



Who?



What?



Where?



27



Who?



What?



Where?



28



Who?



What?



Where?



21



Who?



What?



Where?



22



He



She




They





They

Visuals for Simple Sentences

He  is _____

She  is _____

They   are _____

TERMS OF USE

Thank you for your purchase. I greatly appreciate your support!

Did you know that you can earn credits towards free products from the Teachers Pay Teachers store by leaving feedback on your purchases? Please leave feedback for this product here: <https://www.teacherspayteachers.com/Store/Language-Speech-And-Literacy>

Follow Me

I'd love for you to follow and visit my store! You will receive new updates and new releases which will be 50% off for the first 48 hours after posting!

You may use this item for personal/student use for individual use only. If you would like to share with other therapists, teachers, or parents, please purchase additional licenses or contact me at lindacannon@outlook.com.

Copying this any part of this product and placing it on the internet is forbidden. You may not give this item to others, post this item on any website, copy or modify this resource and sell it, offer it for free, or claim it as your own.

CLIPART AND FONT CREDITS

