

Schoology Homepage: Your Parent account compared to your child's Schoology information

Signing into Schoology, <https://app.schoology.com>

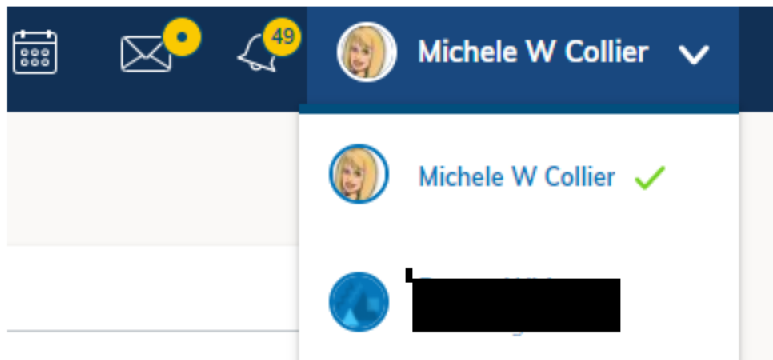
Having a Parent account in Schoology is actually like having two accounts:

1. Your personal account, with your own name and information;
2. Your Child Activity view. From here, you can view Schoology from your child's perspective, and see what he or she sees, and receive updates about his or her activity.

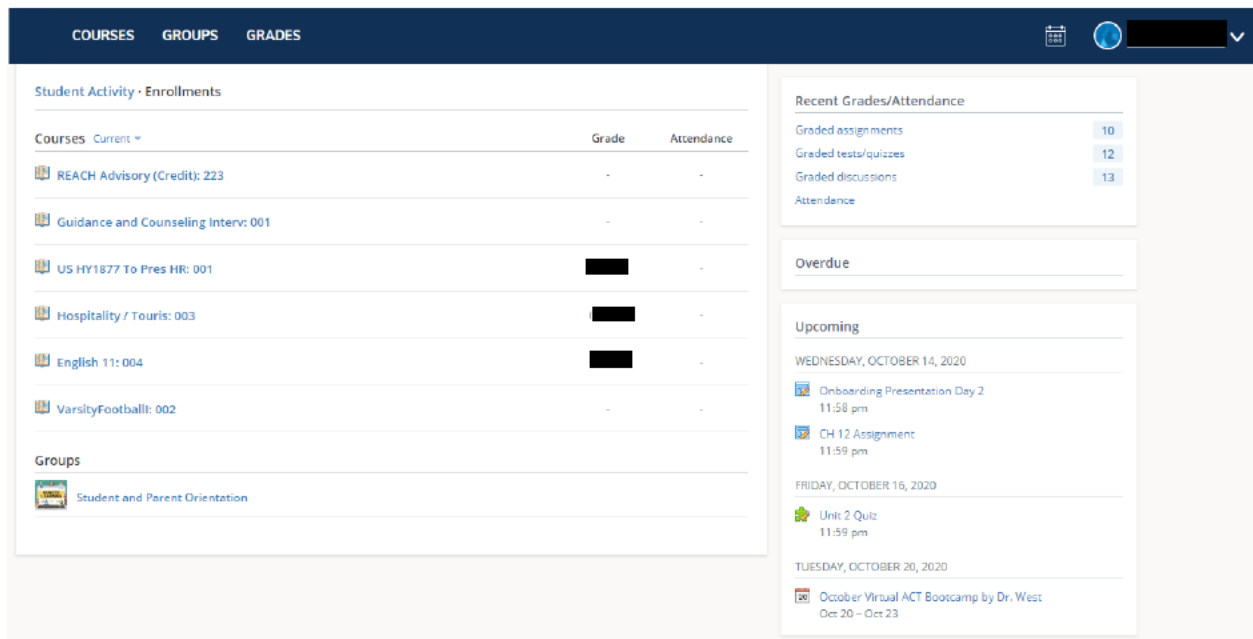
Start by clicking on the arrow in the upper-right corner, next to your name, and then select your child's name to switch into his or her account. The checkmark in this drop-down menu indicates which account you are currently viewing.

1. The **Student Activity** area in the center of the page displays your child's recent submission, grade, and attendance information.
2. Toggle into **Enrollments** in the same area to see a list of the courses your child is currently enrolled in, along with his or her grade. If the teacher or administrator has chosen not to display the grade while the course is in progress, you will see a blank value (as in the grade column above). Click on an individual course to see grades received on assignments, tests, and discussions from that course. Depending on the permission settings in place at your school, you may not be able to view content posted by other members of the course.
3. The **Recent Grades/Attendance** area lists graded assignments, tests/quizzes, discussions, and attendance marks for the student. To view the graded items and attendance marks, click the item you'd like to view.
4. The **Overdue** section displays a list of course materials your child did not turn in by the due date.
5. The **Upcoming** section displays a list of your child's upcoming assignments and events.
6. **Courses:** You can see a list of your child's current courses. Click the course name to navigate to the course profile as your child views it. Depending on the permission settings in place at your school, you may not be able to view content posted by other members of the course.
7. **Groups:** You can see a list of your child's Schoology Groups. Groups can be used for a variety of activities, from school projects to extracurricular teams and clubs. Depending on the permission settings in place at your school, you may not be able to view content posted by other members of the group.
8. **Grades:** Depending on the settings in place at your child's school, this menu provides access to view the following:
 1. **Grade Report:** Review your child's grades for all courses.
 2. **Mastery:** If your child's school aligns materials to standard and learning objectives, you can check your child's progress in this area.
 3. **Attendance:** Review your child's attendance for all courses.

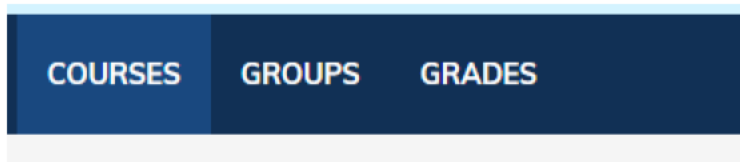
So first, navigate to the student name you wish to view.



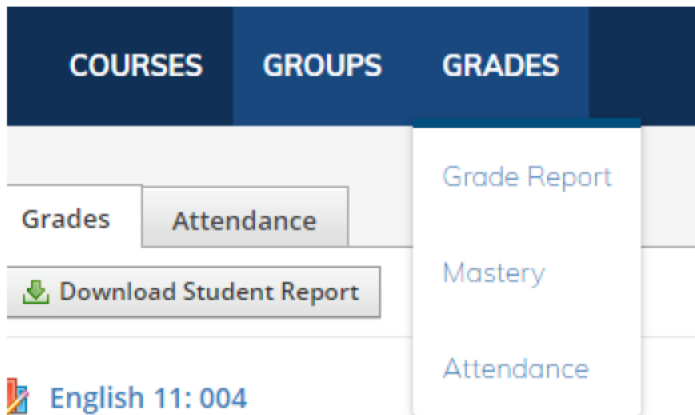
Then select student. First view is Grades.



You can also select Grades at the top menu.

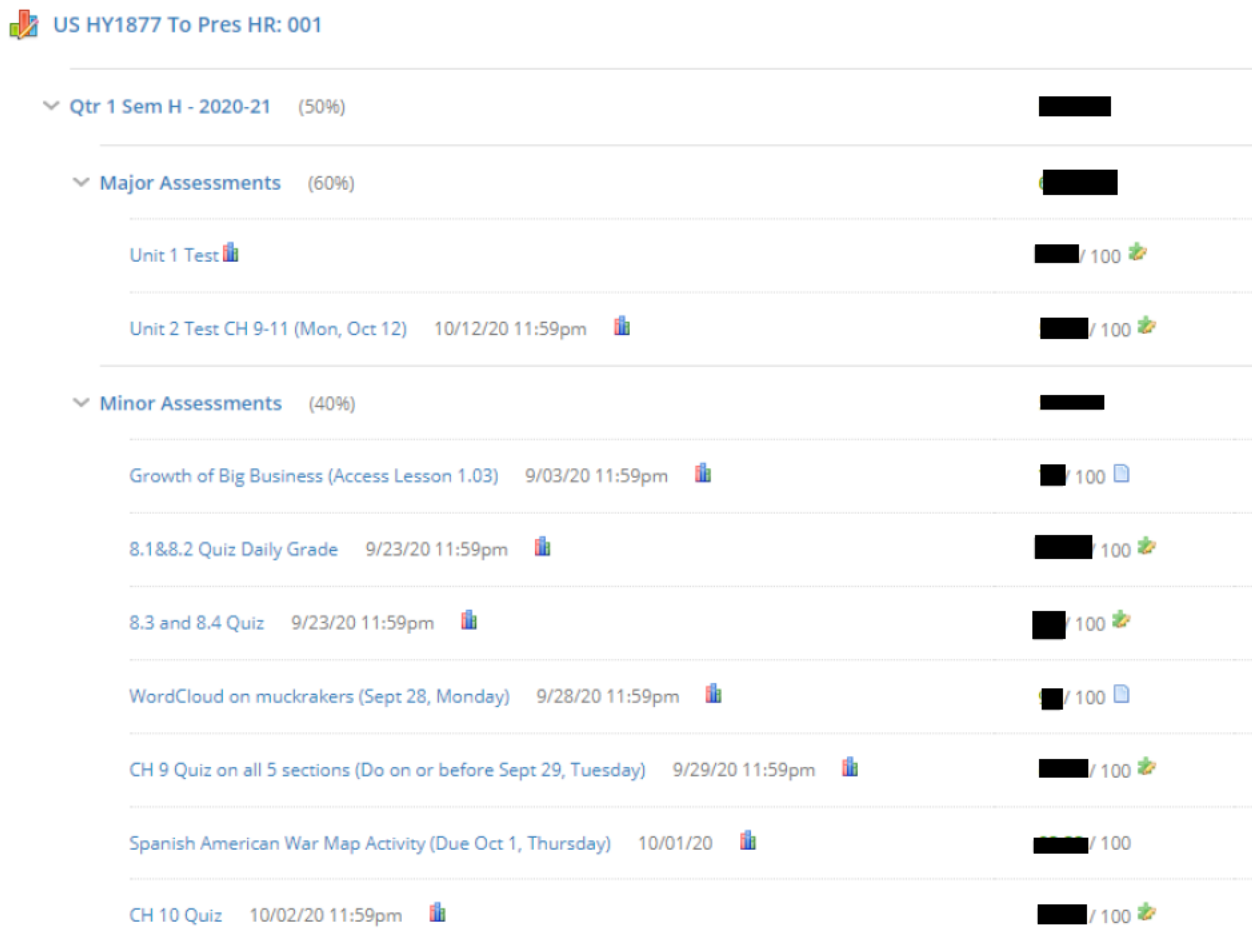


Then select Grade Report



The screenshot shows a navigation bar with three tabs: COURSES, GROUPS, and GRADES. The GRADES tab is active. Below the tabs, there are buttons for 'Grades' and 'Attendance'. A 'Download Student Report' button is also visible. A dropdown menu is open under the GRADES tab, listing 'Grade Report', 'Mastery', and 'Attendance'. Below the navigation, the course name 'English 11: 004' is displayed.

You can expand each course to see details of grade averages.



The screenshot shows a grade report for the course 'US HY1877 To Pres HR: 001'. The report is organized into sections: 'Qtr 1 Sem H - 2020-21 (50%)', 'Major Assessments (60%)', and 'Minor Assessments (40%)'. Each section contains a list of assessments with their respective scores and dates.

Assessment	Score	Grade
Qtr 1 Sem H - 2020-21 (50%)	██████	
Major Assessments (60%)	██████	
Unit 1 Test	██████	/ 100 🌱
Unit 2 Test CH 9-11 (Mon, Oct 12) 10/12/20 11:59pm	██████	/ 100 🌱
Minor Assessments (40%)	██████	
Growth of Big Business (Access Lesson 1.03) 9/03/20 11:59pm	██████	/ 100 📄
8.1&8.2 Quiz Daily Grade 9/23/20 11:59pm	██████	/ 100 🌱
8.3 and 8.4 Quiz 9/23/20 11:59pm	██████	/ 100 🌱
WordCloud on muckrakers (Sept 28, Monday) 9/28/20 11:59pm	██████	/ 100 📄
CH 9 Quiz on all 5 sections (Do on or before Sept 29, Tuesday) 9/29/20 11:59pm	██████	/ 100 🌱
Spanish American War Map Activity (Due Oct 1, Thursday) 10/01/20	██████	/ 100
CH 10 Quiz 10/02/20 11:59pm	██████	/ 100 🌱

Or click to download Student Report. Select the Quarter (Quarter 1) and Next.

Download Grades/Attendance Report ✕

Export ██████'s Student Report

Select grading period ?: *

- Qtr 1 Sem H - 2020-21** Sep 1, 2020 to Nov 2, 2020
- Qtr 2 Sem H - 2020-21** Nov 4, 2020 to Jan 22, 2021
- Qtr 3 Sem HS - 2020-21** Jan 25, 2021 to Mar 26, 2021
- Qtr 4 Sem HS - 2020-21** Mar 29, 2021 to Jun 3, 2021
- Summer 2020** Jul 1, 2020 to Jul 31, 2021

Next Cancel

Select ALL Courses and Submit.

Download Grades/Attendance Report ✕

Export ██████'s Student Report

Select All

- English 11 : 004**
- Guidance and Counseling Interv : 001**
- Hospitality / Touris : 003**

Show comments for:

- Qtr 1 Sem H - 2020-21**
- Overall**

Submit Cancel

This generates a printable summary report that can be saved or printed for your convenience.



Mobile County
PUBLIC SCHOOLS



Mobile County Public Schools
1 Magnum Pass
Mobile, AL 36618

Oct 14, 2020

Parent's Signature:



Teacher's Signature:



English 11 : 004

Grades

Qtr 1 Sem H - 2020-21 (50%)

██████%

Course Grade

██████%



Guidance and Counseling Interv : 001

Grades

Qtr 1 Sem H - 2020-21 (25%)

-

Course Grade

N/A



Hospitality / Touris : 003

Grades

Qtr 1 Sem H - 2020-21 (50%)

██████████

Course Grade