

Funding Sources for Gateway Head Start

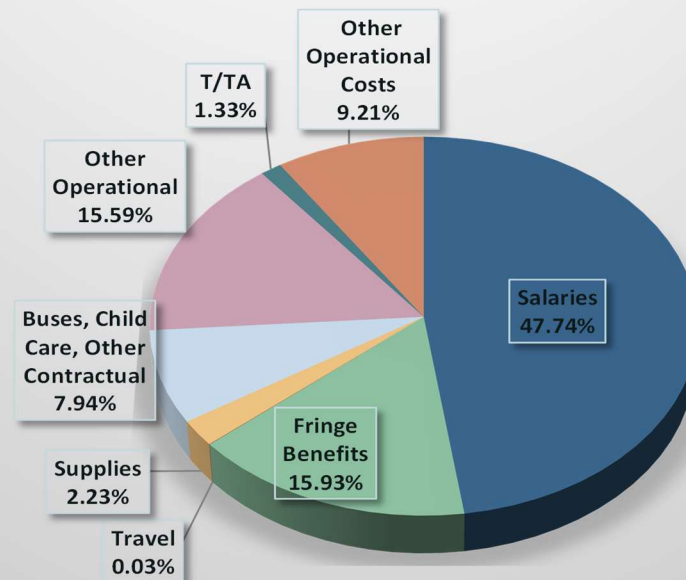
ACF – Camden, Cumberland, Gloucester, Mercer, Salem	\$12,969,658
ACF – Atlantic and Cape May Counties	\$8,290,963
NJDOE	\$2,142,905
ACF - EHS-CCP	\$1,916,205
USDA	\$1,379,927
ACF – Germantown-Lehigh	\$1,322,990
US DOE	\$470,955
E-Rate	\$105,862
CDBG	\$41,500
Cumberland County Cultural Heritage Commission	\$3,800

Frank Glien, LLC, Certified Public Accountant, has expressed an unmodified opinion (present fairly and are free from material misstatement) on the audited Financial Statements for Tri-County Community Action Agency, DBA Gateway CAP (a non-profit organization) which comprises Statement of Financial Position as of June 30, 2020 and 2019, and the related Statements of Activity, Functional Expenses, and Cash Flow for the years then ended in accordance with Generally Accepted Accounting Principles.

Gateway Community Action Partnership
 Gateway Early Head Start and Head Start
 110 Cohansey Street
 Bridgeton, New Jersey 08302
www.gatewaycap.org
 (856)453-0803



How Gateway Early Head Start and Head Start Utilizes its funding



2020 Annual Report

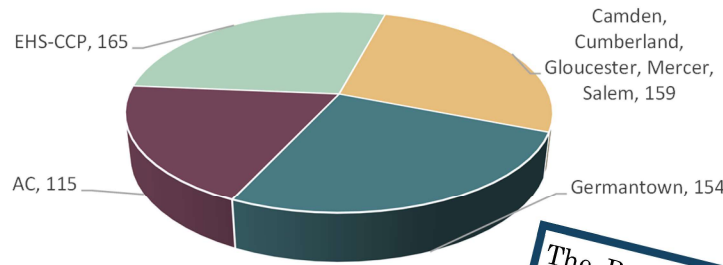
Gateway Early Head Start and Head Start



Early Head Start



593 Infants, Toddlers and Pregnant Women were served in Early Head Start with a monthly average of 501 enrolled throughout the year. Serving approximately 3% of children living in the Gateway service area.



Gateway has seen a growing need for intensive dental work, particularly among children with undocumented status. In one case, the child's teeth were in such need of oral surgery that he could only eat soft food. Despite the COVID-19 pandemic, the health team worked closely with the family to identify an oral surgeon willing to provide services, arrange funding, and transport the child and parent to the appointment.

The Ready Rosie app leverages the power of video modeling, family workshops, and mobile technology to build powerful partnerships between families and educators, resulting in Ready Families, Ready Educators, Ready Children.

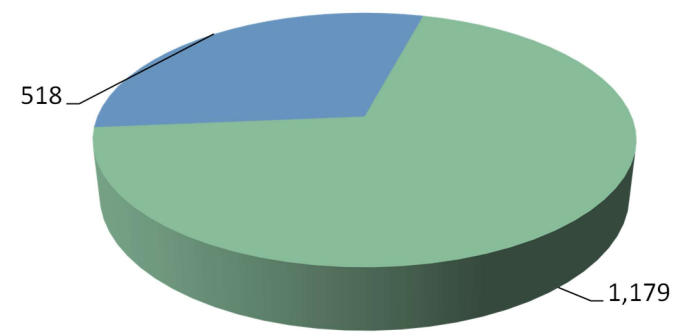
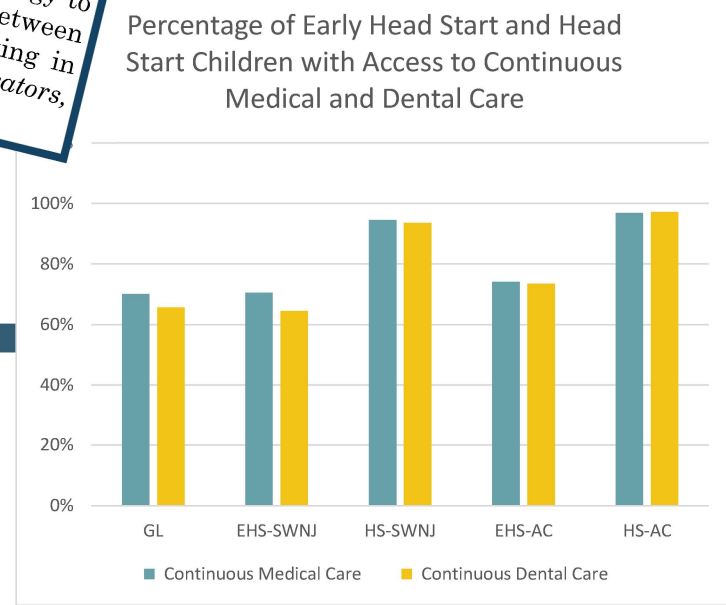
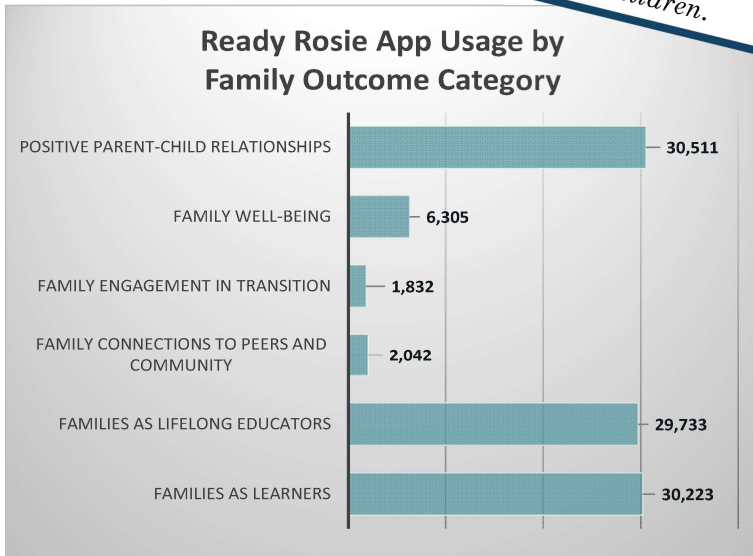
Kindergarten Readiness Report 19-20 Children Transitioning to Kindergarten who Meet or Exceed Expectations

Area of Development	FALL	WINTER	SPRING
Social Emotional	66%	81%	90%
Physical	70%	87%	90%
Language	57%	76%	84%
Cognitive	58%	76%	86%
Literacy	49%	75%	81%
Mathematics	48%	72%	84%

Head Start



1,697 Preschool children served in Head Start with a monthly average of 1,526 enrolled throughout the year. Serving approximately 18% of children living in the Gateway service area. Gateway coordinates with several of the school district preschools



Gateway Early Head Start and Head Start Programs completed its Focus Area 2 Monitoring Review in March 2019 with a Follow-up Review in January 2020 – “a well-developed organizational structure that supported program services in all component areas”