


# SCHOOLGY TIPS FOR PARENTS AND STUDENTS

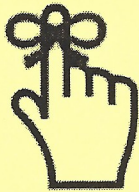


One location for everything you need — **Schoology**. Students will access their classes daily by using Schoology.

Go to **HTTP://MCPSS.SCHOOLGY.COM**

*(IT IS RECOMMENDED TO USE CHROME WEB BROWSER)*

To Log In, enter your **district email username and password**.



**Username:** first letter of first name, first letter of middle name, first letter of last name, last 6 digits of state ID

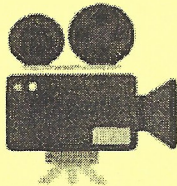
*(EX: Sheree T. Moore - STM123456@stu.mcpss.com). If no middle name is listed, it is just the two initials. Caps or lower case does not matter in a username.*

**Password:** Capital first letter of first name, lower case letter of last name, 8 digit birthdate *(Sm01012020)*




Students can access each of their courses to check for updates, live instruction, recorded lessons, activities, assignments, homework, assessments, grades, communication, and additional resources.

Students are automatically enrolled in their Schoology courses through their INow schedule. **Attendance** will be taken daily. Students are required to log into their Schoology course for each of their scheduled periods daily to be counted as present.



**LIVE INSTRUCTION!** Teachers will provide 30 minutes of live instruction for each period on a daily basis. Recorded lessons may also be provided. We will use **WebEx** to deliver live instruction. *(A link for live instruction will be on each course page.)*



Parents also have access to Schoology to check student grades, assignments, and communications.

Visit <https://acp.mcpss.com/home> to access **Parent Resources and Information** about Schoology.



Help Line

MCPSS Tech Help and Support—251-221-7777 (M-F 3pm-8pm)

**Student and Parent Orientation Group to Join.**

Click Groups; then My Groups. Join this Group.

Enter code: 33BB-5VB5-GVZF3C