



Login Instructions for iPad or Android App users

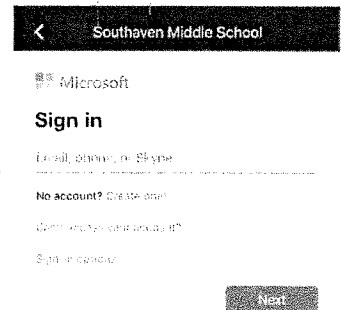
If you are using an iOS or Android device, you may download the Schoology app instead of accessing your courses in a browser.

- Search for Schoology in the App Store and install it.
- On the first screen, you will need to tap where it says 'Find Your School' in the white box.
 - When you begin typing the name of your school, you will see it automatically fill in with your choices. In this example, entering Southaven will bring up each of the Southaven schools.
- Choose your school.



This will then bring up the Microsoft Single Sign-On screen.

- Enter your Office 365 credentials.
 - Username: Students' usernames are constructed using the following formula:
First initial of first name, + first initial of last name, + last 6 digits of their lunch number.
 - Example: If Amy King's lunch number is 1234567, her DCS User account / email address is ak234567@dcsms.org
 - Password:
 - K-12 Students: The password is the same as your computer password and is your school mascot + your date of birth (mmddyy).
 - Example: Your school is Hernando Elementary, and your birthdate is July 8, 2014, your password is Tigers070814



School Mascots	
Center Hill Mustangs	Lake Cormorant Gators
DeSoto Central Jaguars	Lewisburg Patriots
Hernando Tigers	Olive Branch Quistors
Horn Lake Eagles	Southaven Chargers

If you have any questions, please visit <http://www.dcsdms.org/tickets/> to submit a help ticket.