

PBS Arkansas Shows and Times

The Cat in the Hat Knows a Lot About That!	"The Cat in the Hat Knows a Lot About That!" features six-year-olds Sally & Nick, best friends and next door neighbors, who are transported on magical journeys to all corners of the globe where the natural world becomes their playground.
Mister Rogers	Mister Rogers talks in a way young children understand, at a pace they can absorb and with a consistency that creates a calm, safe place for them.
Peg + Cat	What would it be like to wake up and find yourself in the middle of a math word problem?
Odd Squad	The show focuses on two young agents who are part of the Odd Squad, an agency whose mission is to save the day whenever something unusual happens in their town.
Blueberry's Clubhouse	Blueberry Clubhouse wants kids to engage in STEM activities at home. Creating a puppet with household items or crafts will help you learn the key principles of the engineering process and is fun for everyone to share with family members or in an online classroom session!
Molly of Denali	Set in a rural Alaskan village, and featuring the adventures of Molly, her family, and friends, MOLLY OF DENALI models the many ways that children can access and create informational text in their daily lives.
Let's Go Luna	LET'S GO LUNA! follows the adventures of three animal friends as they traverse the globe with their parents' traveling performance troupe.
Wild Kratts	Join the adventures of Chris and Martin Kratt as they encounter incredible wild animals, combining science education with fun and adventure as the duo travels to animal habitats around the globe.
Ready Jet Go	In READY JET GO!, Jet Propulsion and his family leave their home planet of Boltron 7 to pose as earthlings and experience the planet up close.

Literacy Corner

Choose 3 to 5 literacy learning opportunities to practice your child's reading, writing and communication skills. Don't forget to grab a good book, snuggle up and read to or with your child daily.

- **Write a Story:** Choose your favorite show and write or draw a picture of the beginning, middle, and end of the show.
- **Do What You Can:** In *Peg + Cat: I Do What I Can, The Musical*, Ramone does good deeds for many people. Do a good deed for someone in your house and write a sentence about it.

Beginning	Middle	End



- **Our Earth:** In *Ready Jet Go: Every Day is Earth Day*, Jet and his friends create a poster about our

Earth. Create a poster about Earth. It can have pictures and facts written about Earth, information about what is found on Earth or how we can take care of our Earth.


- **Scary Stories:** In *Molly of Denali: The Worm Turns*, Molly and her friends had a sleepover. Molly's grandfather told the children a scary story. Make up a scary story or use the story of the ice worm to tell your family.
- **Fear or Adventure:** In *Xavier Riddle and the Secret Museum: I Am Alexander Hamilton*, Yadina was afraid to go to first grade because it was so different, but Alexander Hamilton was looking forward to going to his new school in America. Are you afraid to try new things like Yadina or do you like new adventures like Alexander Hamilton? Write three sentences to explain your answer.
- **Always Opposite:** In *Odd Squad: O is for Opposite*, Ms. O trades places with opposite Ms. O. Practice doing the opposite of the following activities: stand, run, yell, open the door, and frown. If you were to trade places with your opposite, what do you think you would do for that day? Tell someone at your home what opposite activities you would do that day.
- **Retell:** After you watch any show this week, retell the story to a family member and draw a picture of your favorite part of the story.
- **Seek and Find:** In *Molly of Denali: Little Dog Lost*, Tooeey's dog Onka is lost. Molly and Tooeey left a trail to try to lead Onka back home. If you lost something, tell a family member how you would try to find it.
- **Read an Article:** Read *Ants in Action* and answer the questions.
- **FREE Choice-** Ask your child about his or her interests. Let them choose something to read, write or learn more about today.



Math Mania

Choose 2 to 4 math learning opportunities to build and reinforce counting, sorting, and developing number sense.




- **Estimation:** In *The Odd Squad: Agent Oksana's Kitchen Nightmares*, Otis and Olympia have to estimate how many sandwiches to make for lunch. *Estimation* is when you make an educated guess about a number of items. When you estimate, you might be a little over or under the exact answer. Each time you have a snack this week, estimate, or guess, how many items are in the package or handful. You can also use *friendly numbers* like Otis and Olympia did to help you. Then, count to see how close your estimate was to the exact number. As an extension, count the items by 2's, 5's, or 10's after you estimate.



- **Addition and Greater Than, Less Than, or Equal To:** Using a deck of cards with the face cards removed (Aces worth 1) two players split the deck between them and hold their stacks of cards face down. Each player will flip over the top two cards in their stack and find the *sum* (answer to an addition problem) of their two cards. Then, they must decide if their sum is *greater than, less than, or equal to* the other person's sum. The person with the greatest sum gets all the cards. The person who ends up with all the cards wins. For an extension, you might ask "How many more/less is your sum than mine?" Younger students can play this game using single

digits.

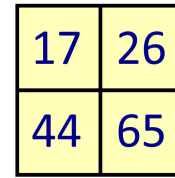
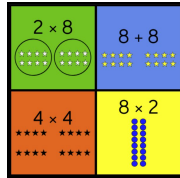

- **Data and Graphs:** In *The Odd Squad: O is for Opposite*, the agents use *data* on a *pictograph* to find some of Ms. O's favorite places to eat. They use that data to help them track down the fake Mrs. O. Gather data about how many times you do the following in a single day: Eat a snack, go outside, and do a chore. Each time you do one of them, represent it on a graph with a picture. How many more times did you eat a snack than do a chore? How many times did you do a chore and go outside in all? Make up your own categories or questions for an extension.

Snacks	
Playing Outside	
Chores	

- **Skip Counting:** In *Peg+Cat: I Do What I Can, The Musical*, Ramone does good deeds in groups of 5. Peg and Cat help

count his good deeds by counting by fives. This week, do 5 good deeds every single day. On the first day create a number line that you can add 5 to each day. At the end of the week, count by fives to see how many good deeds you did in all!

- **Right or Wrong:** In *Peg+Cat: The Allergy Problem*, Peg wrote that “ $2+2=5$.” Later they realized that this was false, or not true, because $2+2=4$. Look at the list of equations below and decide if they are true or false. How do you know? If they’re false, how could you make them true?
 - $11=5+5$
 - $5+6=11$
 - $6+6=12$
 - $7+7=14$
 - $15=6+8$
- **Critical Thinking:** Look at each of the following pictures. In each picture, one of the squares does not belong. Can you explain, using math, how you know it doesn't belong? Explain to a family member how you know which square does not belong.



- **Problem Solving:** In *Peg+Cat: The Allergy Problem*, Peg was allergic to four leaf clovers. Solve the following problems about four leaf clovers using numbers, words, blocks, or pictures to help you. Write an equation that matches your strategy. Can you explain your thinking when you're finished? How did you count up your answer? Is there a way you could skip count to find your answer?
 - Kindergarten: Peg found 2 four leaf clovers in her front yard. How many leaves is that in all?
 - 1st Grade: Peg found 2 four leaf covers and Cat found 3 four leaf clovers. How many clovers is that in all? How many leaves is that in all?
 - 2nd Grade: Peg found 10 four leaf clovers. Cat found 20 four leaf clovers. How many clovers is that in all? How many leaves is that in all?
- **Everyday Math:** Use regular home items to create simple math problems. Example: If you have 3 apples, how many apples do you need to have 5 apples?

THINK like a Scientist!

Choose at least 2 learning opportunities to practice observing, questioning, and reasoning skills.

- **Gravity Investigation:** In *Ready Jet Go: Moon Circus*, we learned about gravity. Let's do an investigation! Collect objects of different weights from around your house (crumpled paper, different sized toys, etc). Be careful not to choose anything breakable! Drop each object from the same height and observe how fast it fell. Make a T-chart and write down each object and if it fell fast or slow. Why do you think some objects fell faster than others?



- **Animal Homes:** In *Cat in the Hat, Oh Give Me a Home*, we learned more about homes for the animals. Observe the animals in your neighborhood. What types of homes do they live in? Make a poster with a squirrel, bird, frog, dog, or cat on one side of the poster, and draw the animal's home on the other side of the poster. For example, fish homes are in the water.

- **Earth Day:** In *Ready Jet Go, Every Day is Earth Day*, Jet and his friends create a poster about our Earth. Use a paper plate to make Earth. Color your Earth, draw pictures, add objects (beans, cotton balls, etc.) to decorate your Earth. Show a family member your paper plate Earth and explain what is on it.

- **The Mighty Ant:** In *Wild Kratts: The Real Ant Farm*, we learned all about the ants that live in the rainforest of the Amazon. Leaf cutter ants only eat one type of fungus. If you could only



eat one thing, what would you like to eat and why? Write two sentences to explain your answer.

- **Senses Walk:** In *Wild Kratts: Platypus Cafe*, we learned more about our 5 senses. Take a walk around your neighborhood. Make a T-chart with the things you encounter and which of the 5 senses helped you detect it. Why do you think our senses are important?

FUN ZONE

- ★ Get active with your family. Go for a walk or play outside.
- ★ Perform your favorite song or dance.
- ★ Play a family game (Uno, Candy Land, Heads Up, Go Fish, etc.)
- ★ Make a masterpiece using art chalk, paint, crayons, etc.
- ★ Check out the PBS kids for games and activities for each show.
<https://pbskids.org>





Graphic Science/Alamy

Ants in Action (From ReadWorks.org)

An Ant's Life

Welcome to the world of ants.

Ants are busy insects. They live and work together in groups called colonies. Millions of ants can live in one colony! Each colony has at least one queen. The queen lays eggs. The other ants have work to do. Here are just a few of their jobs.

Worker Ants

Most ants live in underground nests. Worker ants dig the nests using their jaws. They take the extra dirt outside. That dirt forms an anthill above the nest.

Each nest has many rooms. They are connected by tunnels. Some rooms are places to rest. Other rooms are used to take care of the young ants. Food is stored in some rooms.

Scout Ants

Some ants are scout ants. They hunt for food. When a scout ant finds food, it goes back to the nest. The ant leaves a scent trail along the way. Other ants follow the trail to find the food. They carry the food back to the nest and share it with the colony.

Ants eat different foods. Many ants eat seeds and fruits. Other ants eat insects. Some ants even eat small animals.

Soldier Ants

Some ants are soldiers. Their job is to protect the nest. They stand near the nest's entrance and guard it. They fight off enemy insects that try to enter the nest. Some soldier ants have large heads. They use their heads to block the entrances to the nest.



Graphic Science/Alamy

Copyright © 2009 Weekly Reader Corporation. All rights reserved. Used by permission.
Weekly Reader is a registered trademark of Weekly Reader Corporation.

Comprehension Questions

1. Which type of ant lays eggs?
2. What is the job of soldier ants?
3. What is this passage mostly about?
4. The question below is an incomplete sentence. Choose the word that best completes the sentence.
Some ants eat seeds and fruits, _____ others eat small animals.
 - A. so
 - B. because
 - C. but
5. Which picture shows something that can be used to store things?



