

Third Grade

Autauga County Schools

Summer 2020

Third grade is a year when students are able to build upon the foundation of reading and math skills and concepts they learned in second grade. They will also be encouraged to become more independent and responsible.

In an effort to prepare our incoming third grade students, we are providing you with readiness information and reading/math activities you can use during the summer to help your child retain those skills learned in second grade as well as help them prepare for the new material presented in third grade.

Included in this newsletter are the basic skills needed to enter third grade ready to learn. Use this information to help your child prepare for the upcoming school year.

Have a fun, safe summer!

“At the end of the day, the most overwhelming key to a child's success is the positive involvement of parents.”
- Jane D. Hull

Language Arts

The student...

- shows an understanding of the lesson(moral of the story in a story by asking and answering questions about it (who, what, where, when, why, and how).
- can read and spell the first two hundred Fry words.
- begins reading and spelling the third and fourth hundred Fry words. VERY IMPORTANT!
- knows and can name the characters, setting, and plot of a story/book during and after reading.
- reads fiction and non-fiction daily.
- can write a simple sentence and compound sentence with a capital letter and end punctuation.
- can form upper and lowercase letters **correctly**.
- can retell a story after reading.
- reads with expression while pausing at commas and stopping at periods.
- can read for 20-30 minutes in one sitting without pause. It is important to build endurance.

Personal & Social Responsibilities

The student...

- can state full name, address, home phone, and parents' cell phone numbers, and birthday(M/D/Y).
- treats others kindly and with respect.
- has a good attitude and is responsible for their learning.
- listens and follows directions.
- completes assignments in class and home.
- can converse with others using the rules of listening, asking questions and waiting their turn.
- can remain on task during independent small group work.



Math

The student...

- **knows** all addition and subtraction facts with limited to no use of fingers or manipulatives.
- can skip count to over 100 by 2's, 5's, and 10's.
- is working to memorize the multiplication facts.
- can tell time to the minute.
- knows place value and can read numbers to the ten thousands place.

Parent Expectations

The parent...

- speaks positively about school and staff. If you are excited about learning, they will be, too.
- communicates with teacher and signs weekly folder.
- takes time each day to talk about the school day.
- helps with homework.
- makes sure student is prepared to come to school with needed items and supplies.
- makes sure the student gets plenty of rest each night.
- Makes attendance at school a priority.



Summer Learning Challenge

**Kids who read during the summer can
BEAT the Summer Slide!**

**Sign up for these FREE and
engaging resources.**

ALSDE-Summer Reading Challenge

Understood

Reading Rockets

Scholastic Reading Game-"Homebase"

**To provide your child with the best
start to the 2020-2021 school
year you can...**

- take time each day to talk to your child about anything and everything.
- have your child read independently every day. Ask them to tell you about the reading.
- watch the news together and discuss it.
- urge your child to use logical arguments to defend his or her opinion.
- visit the websites provided for fun and engaging activities to do when your child is "bored."
- involve your child in activities and games that require listening and following directions.
- support your child's independence and encourage responsibility by having them pack for a trip or weekend outing, care for belongings, help prepare meals, complete chores around the house, and assist with other everyday activities.
- provide opportunities to interact with other children.
- encourage work values such as effort, persistence, and initiative.

Learning Today...

Leading Tomorrow

Third Grade Summer Reading List

1. ***The Best School Year Ever***
by Barbara Park
2. ***The BFG***
by Roald Dahl, Quentin Blake (illus.)
3. ***Brother Eagle, Sister Sky, A Message from Chief Seattle***
By Susan Jeffers
4. ***Charlotte's Web***
by E.B. White
5. ***Encyclopedia Brown, Boy Detective* (Encyclopedia Brown Series #1)**
By Donald J. Sobol
6. ***Go Free or Die, A Story About Harriett Tubman***
By Jeri Ferris, Karen Ritz (illus.)
7. ***How to Eat Fried Worms***
By Thomas Rockwell, Emily A. McCully (illus.)
8. ***The Keeping Quilt***
by Patricia Polacco
9. ***Miss Nelson Is Missing!***
by Harry Allard, James Marshall (illus.)
10. ***Mr. Popper's Penguins***
By Richard Atwater, Florence Atwater, Robert Lawson (illus.)
11. ***Poppy***
by Avi, Brian Floca (illus.)
12. ***Poppy and Rye***
by Avi, Brian Floca (illus.)
13. ***Ramona Quimby, Age 8***
by Beverly Cleary, Alan Tiegreen (illus.)
Sarah, Plain and Tall
By Patricia MacLachlan
14. ***Tales of a Fourth Grade Nothing***
By Judy Blume, Roy Doty (illus.)
Walking the Road to Freedom
By Jeri Ferris
15. ***What Are you Figuring Now? A Story About Benjamin Banneker***
By Jeri Ferris, Amy Johnson (illus.)
16. ***Lunch Lady and the Cyborg Substitute***
by Jarrett J. Krosoczka
17. ***The Magician's Hat***
by Malcolm Mitchell, Joanne Lew-Vriethoff (illus.)
18. ***The Magic School Bus: Inside the Earth***
by Joanna Cole/Bruce Degan
19. ***The Magician's Hat***
by Malcolm Mitchell, Joanne Lew-Vriethoff (illus.)
20. ***The Magic School Bus: Inside the Earth***
by Joanna Cole/Bruce Degan



BINGO

**Read a book
with
a movie
adaptation**

**Read an
audiobook**

**Read a book
that
someone
gave you**

**Read a book
published
this year**

**Book that
you can
finish in one
day**

**Read
wearing
sunglasses**

Read in bed

**Read in a
fort**

**Read while
eating**

**Read in
pajamas**

**Read a book
that makes
you laugh**

**Read a book
with more
than 12
chapters**

**Read a book
with a
female
heroine**

**Read a book
set in a
different
country**

**Read a book
by a
favorite
author**

**Read to a
parent**

Read outside

**Read with a
flashlight or
headlamp**

**Read for 1
hour**

**Read under
a tree**

**Read a book
in a series**

**Read 30
minutes**

**Read a book
by an author
you've never
read**

**Read a
nonfiction
book**

**Read an
award
winning book**

Imagination Soup





Handwriting? So What?

As kids move into third grade and beyond, handwriting expectations in the classroom get more and more intense. **What happens when kids have poor habits related to letter construction? They simply can't keep up.** There is a reason we teach kids to form their uppercase letters from the top down and that there is a specific approach to making each letter...and the reason is - *it's faster!* Poor construction equals slow, inefficient writing.

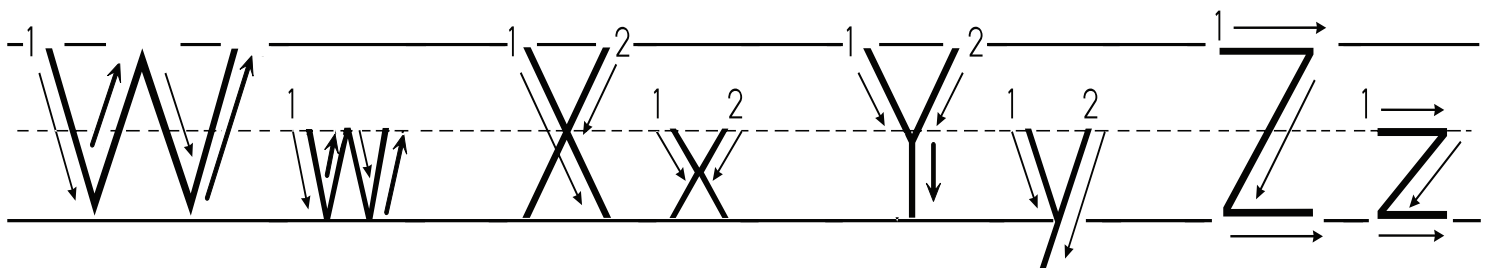
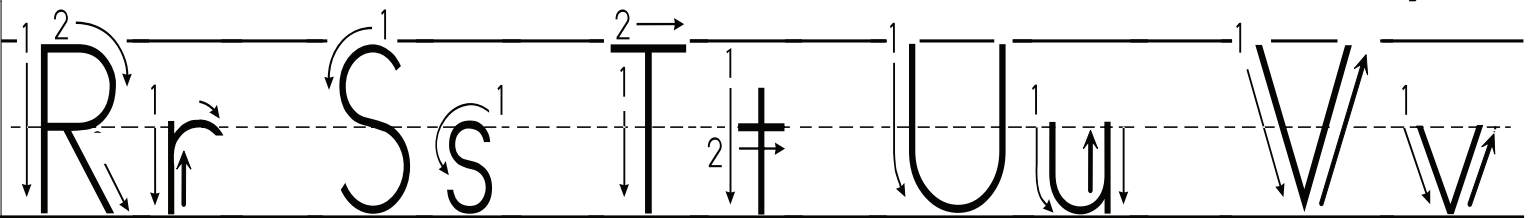
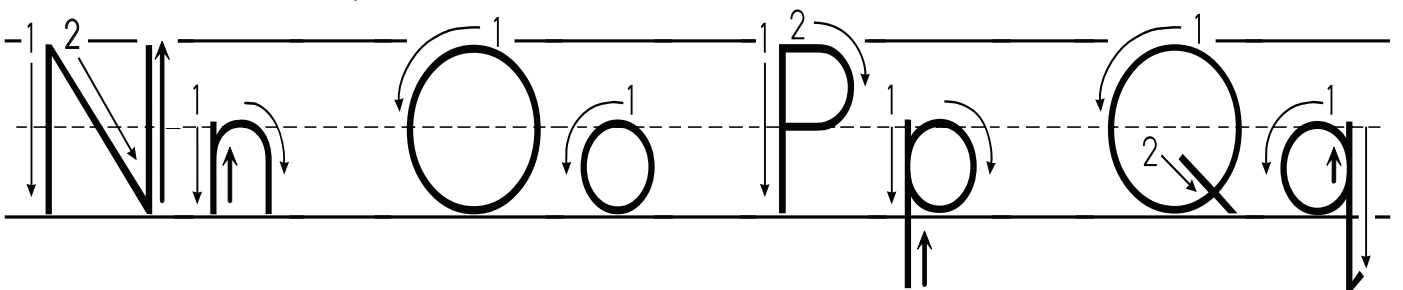
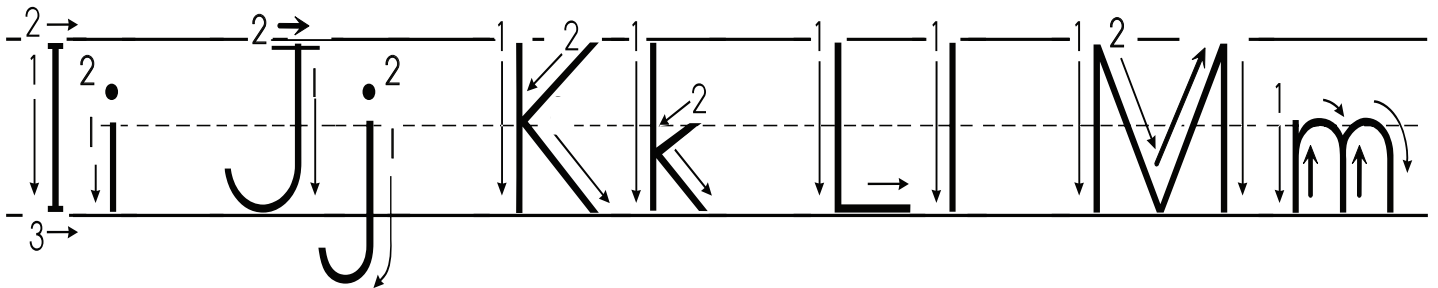
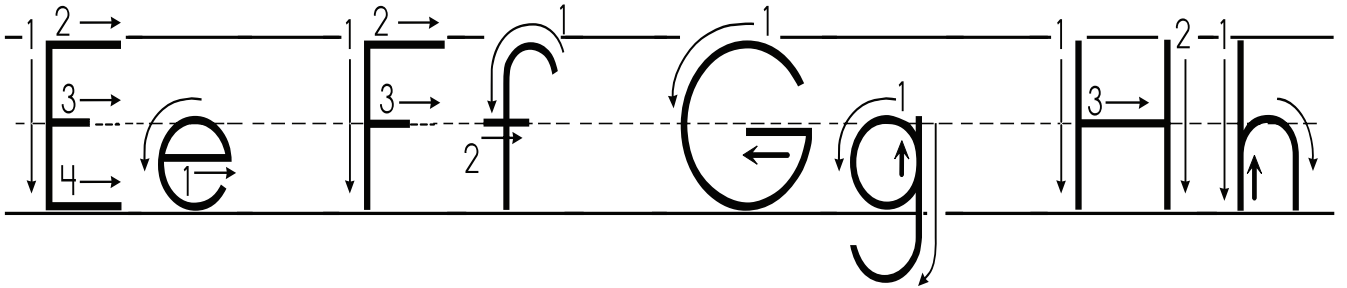
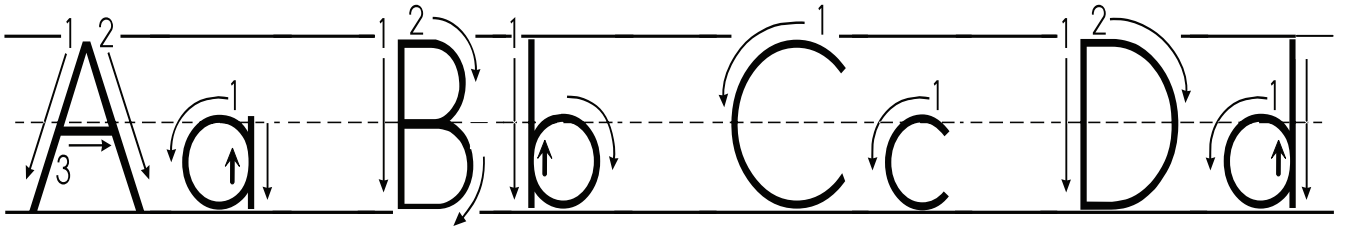
Research shows there's something special about language development and the act of handwriting. In studies, kids who practice handwriting do better at reading and spelling. The reason? Some experts believe that forming letters by hand while learning sounds activates reading circuits in the brain that promote literacy. ("Expert Corner" blog post by Sheldon H. Horowitz, Ed.E. Sept 24, 2018) **Writing while voicing the spelling of words also promotes language and word acquisition.**

An upper/lowercase letter formation handout has been included in the packet for your child to continue the development of their handwriting skills over the summer. Help your child with the correct formation and the size of their letters using the regular lined paper.


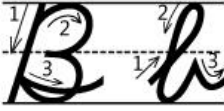
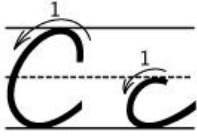
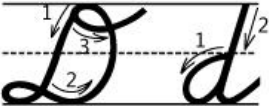
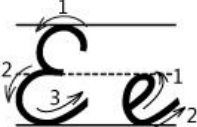






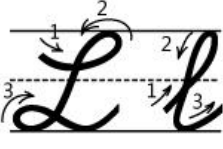



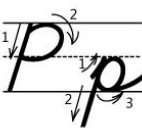




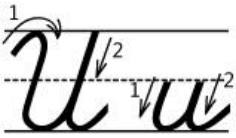
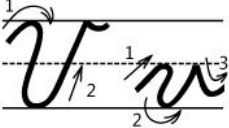


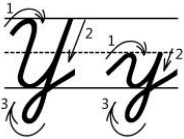

Visit the link below for additional information and activities.

[Handwriting Information and Resources](#)

Handwriting



Cursive Writing Guide – Letters

Fry Words

Fry words or high frequency words are the most frequently used words in the English language. It is important to know these lists very well and working hard to learn these words by sight (memorization) pays off. It allows for kids to "free up" brain power so they can focus on the tougher words that require strong decoding skills.

Working on sight words is a great opportunity for you to get involved in helping your child reach the goal of being a proficient reader. There are many strategies online for how to help the student learn these words. We encourage you to visit [Scholastic Sight Words](#) for some of these activities, but some suggestions are included below.

1. Lists of the first 300 Fry Words. Go through the lists with your child to determine those words he/she does and does not know.
2. Blank cards are included below and can be printed to make flash cards for the words that will require practice.
3. Encourage your child to spell the word aloud and write the word at same time. This promotes acquisition of the words.

Fry Sight Words Listed by Groups

1st 100 WORDS

a	each	it	out	to
about	find	like	part	two
all	first	long	people	up
an	for	look	said	use
and	from	made	see	was
are	get	make	she	water
as	go	many	sit	way
at	had	may	so	we
be	has	more	some	were
been	have	my	than	what
but	he	no	that	when
by	her	not	the	which
called	him	now	their	who
can	his	number	them	will
come	how	of	then	with
could	I	oil	there	words
day	if	on	these	would
did	in	one	they	write
do	into	or	this	you
down	is	other	time	your

2nd 100 WORDS

after	does	letter	over	such
again	end	line	page	take
air	even	little	picture	tell
also	follow	live	place	things
America	form	man	play	think
animal	found	me	point	three
another	give	means	put	through
answer	good	men	read	too
any	great	most	right	try
around	hand	mother	same	turn
ask	help	move	say	us
away	here	much	sentence	very
back	home	must	set	want
because	house	name	should	well
before	just	need	show	went
big	kind	new	small	where
boy	know	off	sound	why
came	land	old	spell	work
change	large	only	still	world
different	learn	our	study	years

3rd 100 WORDS

above	earth	hear	never	song
add	eat	high	next	soon
almost	enough	idea	night	start
along	every	important	often	state
always	example	Indian	once	stop
began	eyes	it's	open	story
begin	face	keep	own	talk
being	family	last	paper	those
below	far	late	plant	thought
between	father	leave	real	together
book	feet	left	river	took
both	few	let	run	tree
car	food	life	saw	under
carry	four	light	school	until
children	girl	list	sea	walk
city	got	might	second	watch
close	group	mile	seem	while
country	grow	miss	side	white
cut	hard	mountains	something	without
don't	head	near	sometimes	young

4th 100 WORDS

across	early	hundred	problem	sun
against	easy	I'll	products	sure
area	ever	king	pulled	table
become	fall	knew	questions	today
best	farm	listen	reached	told
better	fast	low	red	top
birds	field	map	remember	toward
black	figure	mark	rock	town
body	fire	measure	room	travel
certain	fish	money	seen	true
cold	five	morning	several	unit
color	friends	music	ship	upon
complete	ground	north	short	usually
covered	happened	notice	since	voice
cried	heard	numeral	sing	vowel
didn't	himself	order	slowly	war
dog	hold	passed	south	waves
door	horse	pattern	space	whole
draw	hours	piece	stand	wind
during	however	plan	step	wood

5th 100 WORDS

able	common	full	nothing	size
ago	contain	game	noun	special
am	correct	gave	object	stars
among	course	government	ocean	stay
ball	dark	green	oh	stood
base	decided	half	pair	street
became	deep	heat	person	strong
behind	done	heavy	plane	surface
boat	dry	hot	power	system
box	English	inches	produce	ten
bring	equation	include	quickly	though
brought	explain	inside	ran	thousands
building	fact	island	rest	understand
built	feel	known	road	verb
cannot	filled	language	round	wait
carefully	finally	less	rule	warm
check	fine	machine	scientists	week
circle	fly	material	shape	wheels
class	force	minutes	shown	yes
clear	front	note	six	yet

6th 100 WORDS

anything	divided	interest	present	store
arms	drive	job	probably	subject
beautiful	drop	kept	race	suddenly
believe	edge	lay	rain	sum
beside	eggs	legs	raised	summer
bill	energy	length	ready	syllables
blue	Europe	love	reason	teacher
brother	exercise	main	record	test
can't	farmers	matter	region	third
cause	felt	meet	represent	train
cells	finished	members	return	wall
center	flowers	million	root	weather
clothes	forest	mind	sat	west
dance	general	months	shall	whether
describe	gone	moon	sign	wide
developed	grass	paint	simple	wild
difference	happy	paragraph	site	window
direction	heart	past	sky	winter
discovered	held	perhaps	soft	wish
distance	instruments	picked	square	written

7th 100 WORDS

act	century	gold	moment	smiled
Africa	consonant	hair	nation	snow
age	copy	hill	natural	soil
already	couldn't	hole	outside	solve
although	count	hope	per	someone
amount	cross	ice	phrase	son
angle	dictionary	instead	poor	speak
appear	died	iron	possible	speed
baby	dress	jumped	pounds	spring
bear	either	killed	pushed	stone
beat	everyone	lake	quiet	surprise
bed	everything	laughed	quite	tall
bottom	exactly	lead	remain	temperature
bright	factors	let's	result	themselves
broken	fight	lot	ride	tiny
build	fingers	melody	rolled	trip
buy	floor	metal	sail	type
care	fraction	method	scale	village
case	free	middle	section	within
cat	French	milk	sleep	wonder

8th 100 WORDS

alone	control	garden	pay	stick
art	cool	gas	period	straight
bad	cost	glass	plains	strange
bank	decimal	God	please	students
bit	desert	grew	practice	suppose
break	design	history	president	symbols
brown	direct	human	received	team
burning	drawing	hunting	report	touch
business	ears	increase	ring	trouble
captain	east	information	rise	uncle
catch	else	itself	row	valley
caught	engine	joined	save	visit
cents	England	key	seeds	wear
child	equal	lady	sent	whose
choose	experiment	law	separate	wire
clean	express	least	serve	woman
climbed	feeling	lost	shouted	wrote
cloud	fell	maybe	single	yard
coast	flow	mouth	skin	you're
continued	foot	party	statement	yourself

9th 100 WORDS

addition	doctor	insects	process	stream
army	dollars	interesting	property	string
bell	eight	Japanese	provide	suggested
belong	electric	lie	rather	supply
block	elements	lifted	rhythm	swim
blood	enjoy	loud	rich	terms
blow	entered	major	safe	thick
board	except	mall	sand	thin
bones	exciting	meat	science	thus
branches	expect	mine	sell	tied
cattle	famous	modern	send	tone
chief	fit	movement	sense	trade
compare	flat	necessary	seven	tube
compound	fruit	observe	sharp	value
consider	fun	park	shoulder	wash
cook	guess	particular	sight	wasn't
corner	hat	planets	silent	weight
crops	hit	poem	soldiers	wife
crowd	indicate	pole	spot	wings
current	industry	position	spread	won't

10th 100 WORDS

action	dead	huge	settled	we'll
actually	deal	isn't	shoes	western
adjective	death	led	shop	win
afraid	details	level	similar	women
agreed	determine	located	sir	workers
ahead	difficult	march	sister	wouldn't
allow	division	match	smell	wrong
apple	doesn't	molecules	solution	yellow
arrived	effect	northern	southern	
born	entire	nose	steel	
bought	especially	office	stretched	
British	evening	opposite	substances	
capital	experience	oxygen	suffix	
chance	factories	plural	sugar	
chart	fair	prepared	tools	
church	fear	pretty	total	
column	fig	printed	track	
company	forward	radio	triangle	
conditions	France	repeated	truck	
corn	fresh	rope	underline	
cotton	Greek	rose	various	
cows	gun	score	view	
create	hoe	seat	Washington	

Addition Facts Table

1 Addition Facts	2 Addition Facts	3 Addition Facts	4 Addition Facts
1 + 1 = 2 1 + 2 = 3 1 + 3 = 4 1 + 4 = 5 1 + 5 = 6 1 + 6 = 7 1 + 7 = 8 1 + 8 = 9 1 + 9 = 10 1 + 10 = 11 1 + 11 = 12 1 + 12 = 13	2 + 1 = 3 2 + 2 = 4 2 + 3 = 5 2 + 4 = 6 2 + 5 = 7 2 + 6 = 8 2 + 7 = 9 2 + 8 = 10 2 + 9 = 11 2 + 10 = 12 2 + 11 = 13 2 + 12 = 14	3 + 1 = 4 3 + 2 = 5 3 + 3 = 6 3 + 4 = 7 3 + 5 = 8 3 + 6 = 9 3 + 7 = 10 3 + 8 = 11 3 + 9 = 12 3 + 10 = 13 3 + 11 = 14 3 + 12 = 15	4 + 1 = 5 4 + 2 = 6 4 + 3 = 7 4 + 4 = 8 4 + 5 = 9 4 + 6 = 10 4 + 7 = 11 4 + 8 = 12 4 + 9 = 13 4 + 10 = 14 4 + 11 = 15 4 + 12 = 16
5 Addition Facts	6 Addition Facts	7 Addition Facts	8 Addition Facts
5 + 1 = 6 5 + 2 = 7 5 + 3 = 8 5 + 4 = 9 5 + 5 = 10 5 + 6 = 11 5 + 7 = 12 5 + 8 = 13 5 + 9 = 14 5 + 10 = 15 5 + 11 = 16 5 + 12 = 17	6 + 1 = 7 6 + 2 = 8 6 + 3 = 9 6 + 4 = 10 6 + 5 = 11 6 + 6 = 12 6 + 7 = 13 6 + 8 = 14 6 + 9 = 15 6 + 10 = 16 6 + 11 = 17 6 + 12 = 18	7 + 1 = 8 7 + 2 = 9 7 + 3 = 10 7 + 4 = 11 7 + 5 = 12 7 + 6 = 13 7 + 7 = 14 7 + 8 = 15 7 + 9 = 16 7 + 10 = 17 7 + 11 = 18 7 + 12 = 19	8 + 1 = 9 8 + 2 = 10 8 + 3 = 11 8 + 4 = 12 8 + 5 = 13 8 + 6 = 14 8 + 7 = 15 8 + 8 = 16 8 + 9 = 17 8 + 10 = 18 8 + 11 = 19 8 + 12 = 20
9 Addition Facts	10 Addition Facts	11 Addition Facts	12 Addition Facts
9 + 1 = 10 9 + 2 = 11 9 + 3 = 12 9 + 4 = 13 9 + 5 = 14 9 + 6 = 15 9 + 7 = 16 9 + 8 = 17 9 + 9 = 18 9 + 10 = 19 9 + 11 = 20 9 + 12 = 21	10 + 1 = 11 10 + 2 = 12 10 + 3 = 13 10 + 4 = 14 10 + 5 = 15 10 + 6 = 16 10 + 7 = 17 10 + 8 = 18 10 + 9 = 19 10 + 10 = 20 10 + 11 = 21 10 + 12 = 22	11 + 1 = 12 11 + 2 = 13 11 + 3 = 14 11 + 4 = 15 11 + 5 = 16 11 + 6 = 17 11 + 7 = 18 11 + 8 = 19 11 + 9 = 20 11 + 10 = 21 11 + 11 = 22 11 + 12 = 23	12 + 1 = 13 12 + 2 = 14 12 + 3 = 15 12 + 4 = 16 12 + 5 = 17 12 + 6 = 18 12 + 7 = 19 12 + 8 = 20 12 + 9 = 21 12 + 10 = 22 12 + 11 = 23 12 + 12 = 24



Subtraction Facts Table

1 Subtraction Facts	2 Subtraction Facts	3 Subtraction Facts	4 Subtraction Facts
$1 - 1 = 0$ $2 - 1 = 1$ $3 - 1 = 2$ $4 - 1 = 3$ $5 - 1 = 4$ $6 - 1 = 5$ $7 - 1 = 6$ $8 - 1 = 7$ $9 - 1 = 8$ $10 - 1 = 9$ $11 - 1 = 10$ $12 - 1 = 11$	$2 - 2 = 0$ $3 - 2 = 1$ $4 - 2 = 2$ $5 - 2 = 3$ $6 - 2 = 4$ $7 - 2 = 5$ $8 - 2 = 6$ $9 - 2 = 7$ $10 - 2 = 8$ $11 - 2 = 9$ $12 - 2 = 10$ $13 - 2 = 11$	$3 - 3 = 0$ $4 - 3 = 1$ $5 - 3 = 2$ $6 - 3 = 3$ $7 - 3 = 4$ $8 - 3 = 5$ $9 - 3 = 6$ $10 - 3 = 7$ $11 - 3 = 8$ $12 - 3 = 9$ $13 - 3 = 10$ $14 - 3 = 11$	$4 - 4 = 0$ $5 - 4 = 1$ $6 - 4 = 2$ $7 - 4 = 3$ $8 - 4 = 4$ $9 - 4 = 5$ $10 - 4 = 6$ $11 - 4 = 7$ $12 - 4 = 8$ $13 - 4 = 9$ $14 - 4 = 10$ $15 - 4 = 11$
5 Subtraction Facts	6 Subtraction Facts	7 Subtraction Facts	8 Subtraction Facts
$5 - 5 = 0$ $6 - 5 = 1$ $7 - 5 = 2$ $8 - 5 = 3$ $9 - 5 = 4$ $10 - 5 = 5$ $11 - 5 = 6$ $12 - 5 = 7$ $13 - 5 = 8$ $14 - 5 = 9$ $15 - 5 = 10$ $16 - 5 = 11$	$6 - 6 = 0$ $7 - 6 = 1$ $8 - 6 = 2$ $9 - 6 = 3$ $10 - 6 = 4$ $11 - 6 = 5$ $12 - 6 = 6$ $13 - 6 = 7$ $14 - 6 = 8$ $15 - 6 = 9$ $16 - 6 = 10$ $17 - 6 = 11$	$7 - 7 = 0$ $8 - 7 = 1$ $9 - 7 = 2$ $10 - 7 = 3$ $11 - 7 = 4$ $12 - 7 = 5$ $13 - 7 = 6$ $14 - 7 = 7$ $15 - 7 = 8$ $16 - 7 = 9$ $17 - 7 = 10$ $18 - 7 = 11$	$8 - 8 = 0$ $9 - 8 = 1$ $10 - 8 = 2$ $11 - 8 = 3$ $12 - 8 = 4$ $13 - 8 = 5$ $14 - 8 = 6$ $15 - 8 = 7$ $16 - 8 = 8$ $17 - 8 = 9$ $18 - 8 = 10$ $19 - 8 = 11$
9 Subtraction Facts	10 Subtraction Facts	11 Subtraction Facts	12 Subtraction Facts
$9 - 9 = 0$ $10 - 9 = 1$ $11 - 9 = 2$ $12 - 9 = 3$ $13 - 9 = 4$ $14 - 9 = 5$ $15 - 9 = 6$ $16 - 9 = 7$ $17 - 9 = 8$ $18 - 9 = 9$ $19 - 9 = 10$ $20 - 9 = 11$	$10 - 10 = 0$ $11 - 10 = 1$ $12 - 10 = 2$ $13 - 10 = 3$ $14 - 10 = 4$ $15 - 10 = 5$ $16 - 10 = 6$ $17 - 10 = 7$ $18 - 10 = 8$ $19 - 10 = 9$ $20 - 10 = 10$ $21 - 10 = 11$	$11 - 11 = 0$ $12 - 11 = 1$ $13 - 11 = 2$ $14 - 11 = 3$ $15 - 11 = 4$ $16 - 11 = 5$ $17 - 11 = 6$ $18 - 11 = 7$ $19 - 11 = 8$ $20 - 11 = 9$ $21 - 11 = 10$ $22 - 11 = 11$	$12 - 12 = 0$ $13 - 12 = 1$ $14 - 12 = 2$ $15 - 12 = 3$ $16 - 12 = 4$ $17 - 12 = 5$ $18 - 12 = 6$ $19 - 12 = 7$ $20 - 12 = 8$ $21 - 12 = 9$ $22 - 12 = 10$ $23 - 12 = 11$



Multiplication Times Table Chart

1 Times Table	2 Times Table	3 Times Table	4 Times Table
1 X 1 = 1	2 X 1 = 2	3 X 1 = 3	4 X 1 = 4
1 X 2 = 2	2 X 2 = 4	3 X 2 = 6	4 X 2 = 8
1 X 3 = 3	2 X 3 = 6	3 X 3 = 9	4 X 3 = 12
1 X 4 = 4	2 X 4 = 8	3 X 4 = 12	4 X 4 = 16
1 X 5 = 5	2 X 5 = 10	3 X 5 = 15	4 X 5 = 20
1 X 6 = 6	2 X 6 = 12	3 X 6 = 18	4 X 6 = 24
1 X 7 = 7	2 X 7 = 14	3 X 7 = 21	4 X 7 = 28
1 X 8 = 8	2 X 8 = 16	3 X 8 = 24	4 X 8 = 32
1 X 9 = 9	2 X 9 = 18	3 X 9 = 27	4 X 9 = 36
1 X 10 = 10	2 X 10 = 20	3 X 10 = 30	4 X 10 = 40
1 X 11 = 11	2 X 11 = 22	3 X 11 = 33	4 X 11 = 44
1 X 12 = 12	2 X 12 = 24	3 X 12 = 36	4 X 12 = 48
5 Times Table	6 Times Table	7 Times Table	8 Times Table
5 X 1 = 5	6 X 1 = 6	7 X 1 = 7	8 X 1 = 8
5 X 2 = 10	6 X 2 = 12	7 X 2 = 14	8 X 2 = 16
5 X 3 = 15	6 X 3 = 18	7 X 3 = 21	8 X 3 = 24
5 X 4 = 20	6 X 4 = 24	7 X 4 = 28	8 X 4 = 32
5 X 5 = 25	6 X 5 = 30	7 X 5 = 35	8 X 5 = 40
5 X 6 = 30	6 X 6 = 36	7 X 6 = 42	8 X 6 = 48
5 X 7 = 35	6 X 7 = 42	7 X 7 = 49	8 X 7 = 56
5 X 8 = 40	6 X 8 = 48	7 X 8 = 56	8 X 8 = 64
5 X 9 = 45	6 X 9 = 54	7 X 9 = 63	8 X 9 = 72
5 X 10 = 50	6 X 10 = 60	7 X 10 = 70	8 X 10 = 80
5 X 11 = 55	6 X 11 = 66	7 X 11 = 77	8 X 11 = 88
5 X 12 = 60	6 X 12 = 72	7 X 12 = 84	8 X 12 = 96
9 Times Table	10 Times Table	11 Times Table	12 Times Table
9 X 1 = 9	10 X 1 = 10	11 X 1 = 11	12 X 1 = 12
9 X 2 = 18	10 X 2 = 20	11 X 2 = 22	12 X 2 = 24
9 X 3 = 27	10 X 3 = 30	11 X 3 = 33	12 X 3 = 36
9 X 4 = 36	10 X 4 = 40	11 X 4 = 44	12 X 4 = 48
9 X 5 = 45	10 X 5 = 50	11 X 5 = 55	12 X 5 = 60
9 X 6 = 54	10 X 6 = 60	11 X 6 = 66	12 X 6 = 72
9 X 7 = 63	10 X 7 = 70	11 X 7 = 77	12 X 7 = 84
9 X 8 = 72	10 X 8 = 80	11 X 8 = 88	12 X 8 = 96
9 X 9 = 81	10 X 9 = 90	11 X 9 = 99	12 X 9 = 108
9 X 10 = 90	10 X 10 = 100	11 X 10 = 110	12 X 10 = 120
9 X 11 = 99	10 X 11 = 110	11 X 11 = 121	12 X 11 = 132
9 X 12 = 108	10 X 12 = 120	11 X 12 = 132	12 X 12 = 144



17 THINGS TO DO WITH A 120's CHART

One of my favorite easy math resources is a 120's chart. Taking time this summer to do these activities, will give your child the foundation in math needed for success in 2nd grade math and beyond.

1. Practice counting to 120.
2. Call out a number and have your child cover it with a counter or mark through it with the dry erase marker. This is especially good for a child who has trouble telling the difference between the teens and higher numbers.
3. Make patterns or graphs on the blank side of the 120's chart.
4. Practice skip counting by 2's, 5's, and 10's. Once skip counting by 2's, 5's, and 10's has been mastered, move on to 3's, 4's, 6's, 7's, 8's, and 9's. This is especially helpful when trying to learn multiplication facts.
5. Practice skip counting but start on different numbers-count by 10's starting with 3, etc.
6. Practice skip counting and use counters or the dry erase marker to mark places and make a pattern.
7. Use the 120's chart to find patterns in addition and subtraction problems.
8. Color in multiples of one number and look for patterns.
9. *I'm Thinking of a Number*-Tell the child you are thinking of a number. Let them guess a number and you say higher or lower (depending on what the number is!) until they can guess the number. Let them use the 120's chart if needed, but eventually take it away.
10. Using a blank 120's chart, fill in some of the numbers but leave blank spaces. Have the child write in the appropriate numbers.
11. Rounding to the nearest 10-Say a number and have the child mark on that number. Then let them decide which 10 that number is closer to and circle that number.
12. Race to 120-Place a penny for each player on square 1. Using a pair of dice, see who can get to 120 first by adding the numbers on the rolled dice together.
13. Race from 120-Like #12, just starting at 120 and subtracting.
14. Multiplying race to 120-Just like #12, but instead of adding the numbers, multiply them.
15. Practice counting by even or odd numbers.
16. Work on addition and subtraction strategies.
17. Learn about prime and composite numbers.

Name: _____

1	2	3	4	5	6	7	8	9	10
11	12	13	14	15	16	17	18	19	20
21	22	23	24	25	26	27	28	29	30
31	32	33	34	35	36	37	38	39	40
41	42	43	44	45	46	47	48	49	50
51	52	53	54	55	56	57	58	59	60
61	62	63	64	65	66	67	68	69	70
71	72	73	74	75	76	77	78	79	80
81	82	83	84	85	86	87	88	89	90
91	92	93	94	95	96	97	98	99	100
101	102	103	104	105	106	107	108	109	110
111	112	113	114	115	116	117	118	119	120

♥ I Can Count to 120! ♥
