

Kindergarten Lesson Plans

**The following link is the Kindergarten Playlist on YouTube. Each week, we will upload instructional videos to help your child understand the concepts. Please use the lesson plans to watch the corresponding video to each lesson. The instructional packet is also provided below. Please use the lesson plan to work on the corresponding pages each day. Thank you for your help!

https://www.youtube.com/playlist?list=PL_XTzpfJVMIkOQyIvSuezhGbT2UzTpMHK

Subject: Reading
Critical Standards: 3,20,21,22,23,37,41 Letters Vv /v/ and Zz /z/, sight words- where and come, main idea

Monday	<ul style="list-style-type: none">• Watch YouTube video titled Reading April 6• Complete worksheet, page 369 Practice writing capital and lowercase Vv and Zz• Read <u>Jan and Dad</u>
Tuesday	<ul style="list-style-type: none">• Watch YouTube video titled Reading April 7• Complete sight word worksheet (Come) Trace the word come. Then write the word come. Cut out and glue the letters to spell come. Write a sentence with the word come.• Read <u>Jan and Dad</u>
Wednesday	<ul style="list-style-type: none">• Watch the YouTube video titled Reading April 8• Read the story on the I Can Read! Page three times. Color a block each time you read the story.• Answer the questions on the worksheet that goes with the story.<ol style="list-style-type: none">1. Check the picture that matches the story.2. Read the question and circle the correct answer.3. Read the question and circle the correct answer.4. Write the missing words to complete the sentence.
Thursday	<ul style="list-style-type: none">• Watch YouTube video titled Reading April 9• Complete sight word sentence page. Cut out sight words at the bottom of the page. Glue them to say, "Come see my bug." Draw and color a picture to illustrate the sentence.• Read <u>Jan and Dad</u>
Friday	<ul style="list-style-type: none">• Complete reading assessment page

Read the words, check the box next to the word if you can read it.
Read the sentences. Circle words missed.

Subject: Math

Standards/Skill: 10,11/Topic 10: Numbers to 20

Monday	<ul style="list-style-type: none">• Watch YouTube video titled Math April 6• Complete pages 193 and 194<ol style="list-style-type: none">1. Trace the number sentence to match the drawing2. Fill in the drawing to match the number sentence3. Write the number sentence and fill in the drawing to show how to make 12.4. Write the number sentence and fill in the drawing to show how to make 13.
Tuesday	<ul style="list-style-type: none">• Watch the YouTube video titled Math April 7• Complete pages 195 and 196<ol style="list-style-type: none">1. Trace the number sentence to match the drawing2. Fill in the drawing to match the number sentence3. Write the number sentence and fill in the drawing to show how to make 16.4. Write the number sentence and fill in the drawing to show how to make 15.
Wednesday	<ul style="list-style-type: none">• Watch the YouTube video titled Math April 8• Complete pages 197 and 198<ol style="list-style-type: none">1. Trace the number sentence to match the drawing2. Fill in the drawing to match the number sentence3. Write the number sentence and fill in the drawing to show how to make 18.4. Write the number sentence and fill in the drawing to show how to make 19.
Thursday	<ul style="list-style-type: none">• Watch YouTube video titled Math April 9• Complete page 10-4 in Black Math workbook Read and follow directions on the page.
Friday	<ul style="list-style-type: none">• Complete Math assessment page<ol style="list-style-type: none">1. Color the bubble that matches the number sentence.2. Fill in the bubble next to the number sentence that matches the ten-frame.3. Fill in the missing numbers. Then fill in the ten-frame to show the number in the outlined box.4. Write a number sentence to show the number in question 3.

Subject: Science

Critical Standards: 7,8

Monday	Go outside when you wake up, at
--------	---------------------------------

	lunchtime, and at dinnertime How does the sun look? Draw a picture each time. How are they different? Make of list of changes you saw.
Tuesday	Draw a picture of something you like to do on a sunny day.
Wednesday	Go outside in the morning, lunchtime and dinnertime. Touch the ground. How does it feel? (hot, cold, cool) How has the ground temperature changed throughout the day? Write a sentence and illustrate how the sun made the ground feel at lunch time.
Thursday	Watch YouTube video about the sun https://youtu.be/lcXsunmdAKo
Friday	Watch video: https://www.generationgenius.com/?share=CC2A8 Go outside with an umbrella, or something to cover you. How does putting the umbrella over you change the way it feels outside? What else could you use to protect you from the sun's heat? Make a list of things you could use or build.

Kindergarten- Mrs. Martin's Groups

Please access the playlist on YouTube at the following website. Look for the Videos titled **Martin and the date**. These videos will follow the pages in your packet to help you continue learning during this time.

Kindergarten Playlist- https://www.youtube.com/playlist?list=PL_XTzpfJVMikOQyIvSuezGhGbT2UzTpMHK

This playlist can also be accessed on the Pine Level website- www.pinelevelem.com

****Your teachers are available to help you Monday-Friday 8:00-3:00. Please reach out to them if you need assistance. You may also e-mail me at Kristal.martin@acboe.net if you have any questions for me. Thank you for helping us teach your children during this time! We miss you all!!**

Instructions-

1. **Video- Martin 4/6/20- Introduction**

2. Practice writing both the lowercase and upper case t. For the lowercase t, start at the top, pull straight down, pick up, cross left to right in the middle, and stop. For the uppercase t, Start at the top, pull straight down, pick up, cross left to right at the top, and stop. **Video- Martin 4/7/2020**

Video- Martin 4/7/2020

3. Look at the top of the page to practice saying the t sound, and write both a lowercase t and uppercase T on the pictures that begin with the "t" sound. **Video- Martin 4/7/2020**

4. Practice sounding out the /t/ sound and saying the letter. Practice reading the story at the bottom of the page and the words on the back. **Video- Martin 4/7/2020**

5. Use the video for the dictation page. Your students are familiar with how to do this. If you don't have access to the video, use the words and sentence below to call out to your students. **Video- Martin 4/8/2020**

1. hot

2. cat

3. tag

4. Tom

5. got

6. Sentence- I am hot.

*Instructional Packets will be provided for students in my group. Packet materials cannot be accessed online due to copyright. Thank you for your help in teaching our wonderful students at Pine Level.

Please have you child read this story several times this week.

Jan and Dad zip up. Jan and Dad get in the van. They see Jem and Dad. "Can you come with us? You will like it."

Jem and Dad get in the van. Jan is glad Jem can come.

Dad sees Bev. Dad stops the van next to a bus. "Come with me," said Bev. "You will like it. You will see a big jazz band."

The jazz band is big. Jan and Jem have fun. Do you like it?

Where did you go? We went to see a big jazz band. It was fun.



Name _____


On the Move!

 Write



V

v



Z

z

Handwriting practice lines for uppercase V, lowercase v, uppercase Z, and lowercase z. Each letter is followed by a set of three horizontal lines: a solid top line, a dashed middle line, and a solid bottom line.

Viv

zip



Directions Have children write a row of each letter and then write the words.



Home Activity Ask your child to show how you write each letter.

come

Name: _____

Trace the word and say it aloud:

come come



Come here!

Write the word:

Cut out the letters at the bottom of the page and mix them up. Then paste them in the right squares to finish the sentence:



here!

Write the word to finish the sentence:

here!

Write your own sentence using the word:

Come



Name _____

I Can Read!

Read the passage 3 times for fluency.

Highlight the word: **big**.

Circle the word: **dog**.

Underline the word: **ball**.

big

big

big


I have a pet dog.

My pet dog is big.

My big dog has a big ball.

He likes his big ball.

The big ball is blue




Ist Read	
2nd Read	
3rd Read	

big

Name

1. Check the picture that matches the story.



2. What do I have?

- a. a pet cat
- b. a pet dog
- c. a pet duck

3. What does my pet have?


- a. a big bone
- b. a big bowl
- c. a big ball

4. The ball is


and



my	see	bugs.	*Come
----	-----	-------	-------



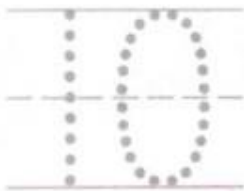
How many boxes?



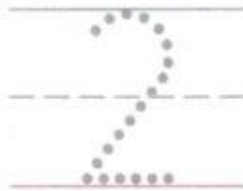
+



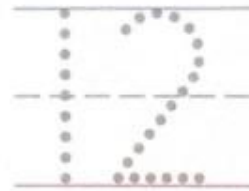
1



+




=




2



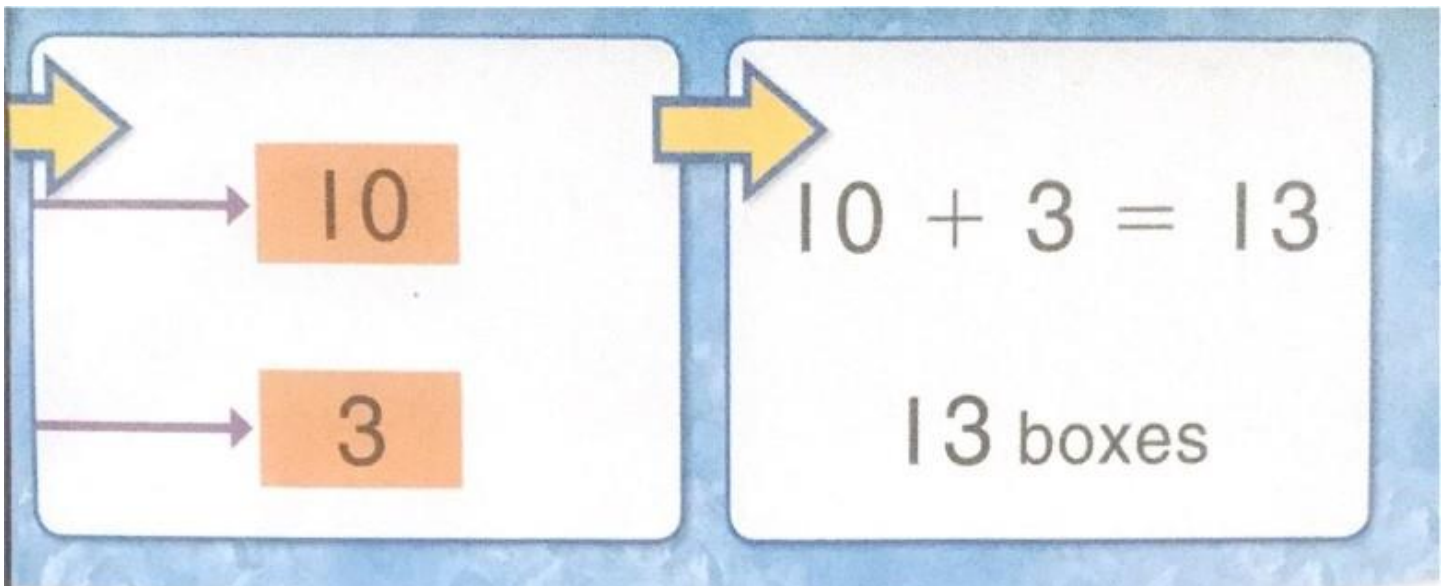
+



=



Directions Have children: 1. trace the number sentence that matches the drawing; 2. fill in the drawing to match the number sentence.



3

_____ + _____ = _____

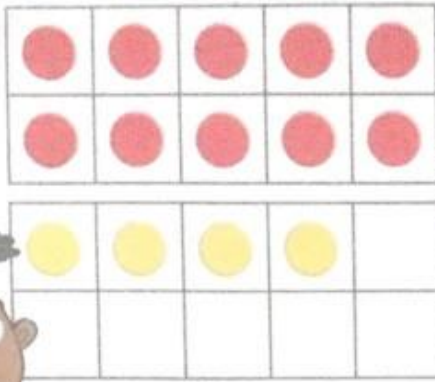
_____ + _____ = _____

4

_____ + _____ = _____

_____ + _____ = _____

Directions Have children: **3.** write the number sentence and fill in the drawing to show how to make 12; **4.** write the number sentence and fill in the drawing to show how to make 13.



14 counters

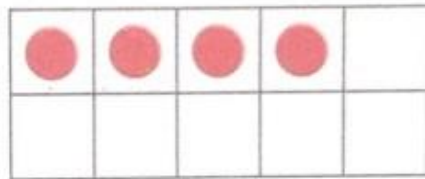



ten ones
10

four ones
4

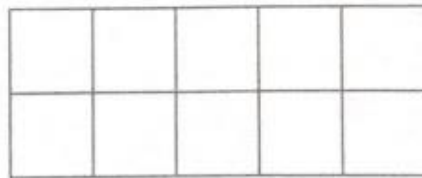
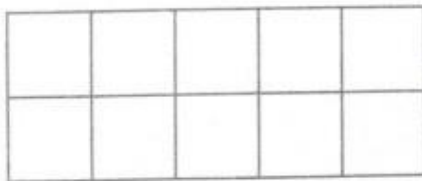
$10 + 4 = 14$

1



10 + 4 = 14

2



10 + 5 = 15

Directions Have children: 1. trace the number sentence that matches the drawing; 2. fill in the drawing to match the number sentence.

ten ones
10

six ones
6

$10 + 6 = 16$

16 counters

3

----- + ----- = -----


4

----- + ----- = -----

Directions Have children: 3. write the number sentence and fill in the drawing to show how to make 16; 4. write the number sentence and fill in the drawing to show how to make 15.

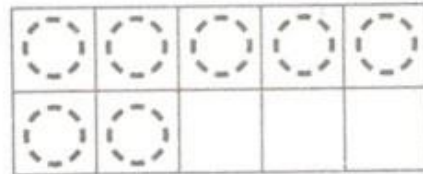



$$10 + 7 = 17$$





$$10 + 8 = 18$$

1



$$10 + 7 = 17$$

2



$$10 + \underline{\quad} = \underline{\quad}$$

Directions Have children: 1. show how many more counters would make 17 by filling in the missing part of the drawing and writing the missing number in the number sentence; 2. fill in the missing numbers in the number sentence to match the picture.



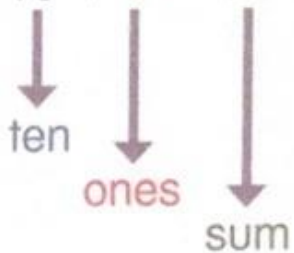
$$10 + 9 = 19$$



$$10 + 7 = 17$$

$$10 + 8 = 18$$

$$10 + 9 = 19$$



3



----- + ----- = -----

4



----- + ----- = -----

Directions Have children: 3. write the number sentence and fill in the drawing to show how to make 18; 4. write the number sentence and fill in the drawing to show how to make 19.

Reading Assessment

Name _____

Read the Words

zip

van

where

jazz

Bev

buzz

frizz

Val

come

zap

vest

vet

Read the Sentences

1. Where is the van for the jazz band?
2. Did you see where Buzz left his vest?
3. Come and look at the fuzz, Val.
4. I see where the vet is, Zak.
5. Mom will come and zip up my vest.

Note to Teacher: Children read each word. Children read two sentences.

Scoring for Read the Words: Score 1 point for each correct word.

/v/Vv (van, Bev, Val, vest, vet) _____ / 5

/z/Zz (zip, jazz, buzz, frizz, zap) _____ / 5

High-Frequency Words (where, come) _____ / 2




Name _____

Topic 10

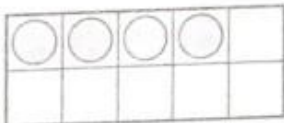
Test

Math Assessment

★ $10 + 3 = 13$



2



- (A) $10 + 6 = 16$ (C) $10 + 4 = 14$
(B) $10 + 5 = 15$ (D) $10 + 3 = 13$

Multiple-Choice Directions Have children: ★ fill in the bubble next to the counters that match the number sentence; ☑ fill in the bubble next to the number sentence that matches the ten-frames.

Name _____

Math Assessment

3

1	2		4		6	7		9	
11				15	16			19	20

4

$$\begin{array}{ccccccc} \text{-----} & & \text{-----} & & \text{-----} & & \\ \text{-----} & + & \text{-----} & = & \text{-----} & & \\ \text{-----} & & \text{-----} & & \text{-----} & & \end{array}$$

Constructed-Response Directions Have children: 3 complete the rows of the hundred chart and then fill in the ten-frames to show the number in the heavily outlined box; 4 write the number sentence to match the ten-frames in Item 3.