

## WEEK 6 - MATH ASSIGNMENTS

April 27 – May 1

### Equations and Inequalities

Monday, April 27

#### Assignment:

- Review Week 6 (04-27 thru 05-01) Student Notes 1
- Review Week 6 (04-27 thru 05-01) Student Notes 2
- Watch Video: [https://www.youtube.com/watch?v=L0\\_K89UJfJY](https://www.youtube.com/watch?v=L0_K89UJfJY)
- Watch Video: First 2 minutes only... <https://www.youtube.com/watch?v=jrWmqEJhLY>
- No written assignment.

Calculator link: <https://www.desmos.com/fourfunction>

Tuesday, April 28

#### Assignment:

Solve each equation. Be sure to show you steps with inverse operations.

1)  $x + 9 = 12$

2)  $s - 1 = 10$

3)  $3 = z - 11$

4)  $5 + y = 7$

5)  $8 = 2 + q$

## WEEK 6 - MATH ASSIGNMENTS

April 27 – May 1

### Equations and Inequalities

Wednesday, April 29

**Assignment:**

Solve each equation. Be sure to show you steps with inverse operations.

1)  $3x = 36$

2)  $\frac{y}{9} = 3$

3)  $5p = 25$

4)  $14 = \frac{a}{2}$

5)  $24 = 6c$

# WEEK 6 - MATH ASSIGNMENTS

April 27 – May 1

## Equations and Inequalities

Thursday, April 30

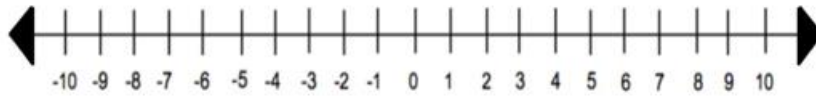
### Assignment:

Graph each inequality.

When graphing an inequality use: ●  $\leq$  or  $\geq$

○  $<$  or  $>$


1)  $p > 2$



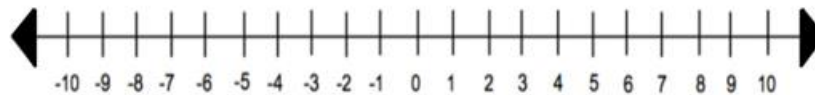
2)  $x \geq 6$



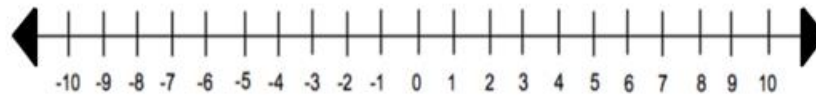
3)  $x < -5$



4)  $w \leq 0$



5)  $n \geq -9$



# WEEK 6 - MATH ASSIGNMENTS

April 27 – May 1

## Equations and Inequalities

Friday, May 1

### Assignment:

Complete problems 1 – 5.

1) Circle all the values that make the inequality true.

$$x > 7$$

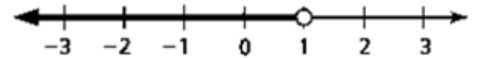
2	6	8	7
---	---	---	---

2) Circle all the values that make the inequality true.

$$x \leq 10$$

7	16	4	10
---	----	---	----

3) Write an inequality statement that represents this graph.



4) Write an inequality statement that represents this graph.



5) Choose the graph that best represents the inequality  $x < 11$ .

$$x < 11$$

