

Q1 My child attends

Answered: 100 Skipped: 0

CB Watson
Primary

Centerville
Elementary

Eagle Springs
Elementary

Huntington
Middle

Lindsey
Elementary

Miller
Elementary

Morningside
Elementary

Northside
Elementary

Northside High

Northside
Middle

Parkwood
Elementary

Pearl Stephens
Elementary

Perry Middle

Russell
Elementary

Shirley Hills
Elementary

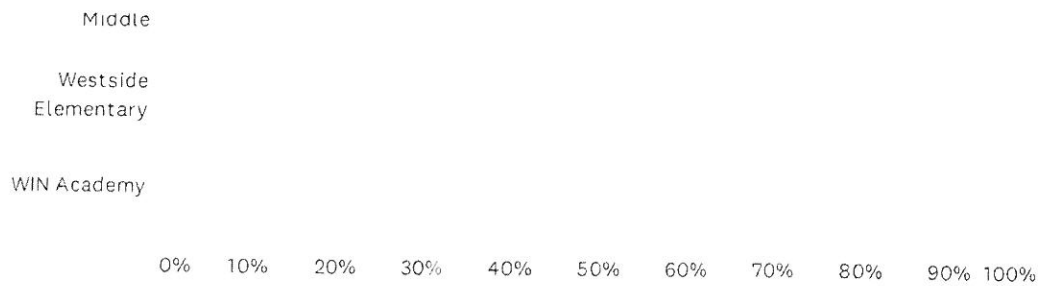
Thomson Middle

Tucker
Elementary

Warner Robins
High

Warner Robins


Houston County Title I Parent Satisfaction Survey 2020



ANSWER CHOICES	RESPONSES	
CB Watson Primary	0.00%	0
Centerville Elementary	0.00%	0
Eagle Springs Elementary	0.00%	0
Huntington Middle	0.00%	0
Lindsey Elementary	0.00%	0
Miller Elementary	0.00%	0
Morningside Elementary	100.00%	100
Northside Elementary	0.00%	0
Northside High	0.00%	0
Northside Middle	0.00%	0
Parkwood Elementary	0.00%	0
Pearl Stephens Elementary	0.00%	0
Perry Middle	0.00%	0
Russell Elementary	0.00%	0
Shirley Hills Elementary	0.00%	0
Thomson Middle	0.00%	0
Tucker Elementary	0.00%	0
Warner Robins High	0.00%	0
Warner Robins Middle	0.00%	0
Westside Elementary	0.00%	0
WIN Academy	0.00%	0
TOTAL		100

Q2 Select the grade that your child is currently in.

Answered: 100 Skipped: 0

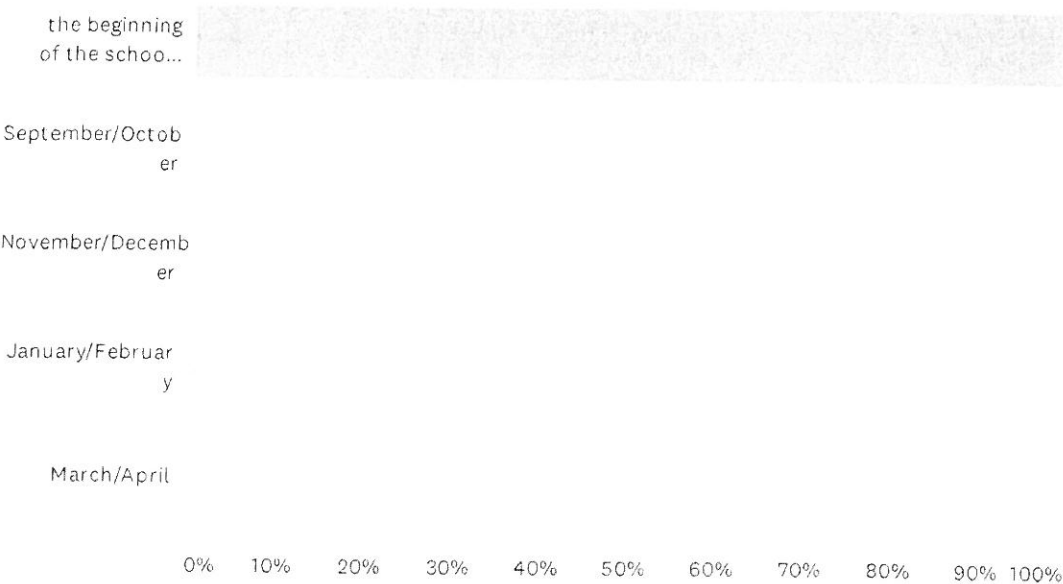


Houston County Title I Parent Satisfaction Survey 2020

ANSWER CHOICES	RESPONSES	
Pre-K	13.00%	13
Kindergarten	28.00%	28
1st	24.00%	24
2nd	21.00%	21
3rd	5.00%	5
4th	1.00%	1
5th	8.00%	8
6th	0.00%	0
7th	0.00%	0
8th	0.00%	0
9th	0.00%	0
10th	0.00%	0
11th	0.00%	0
12th	0.00%	0
TOTAL		100

Q3 My child has been enrolled at this school since

Answered: 95 Skipped: 5



ANSWER CHOICES	RESPONSES	
the beginning of the school year	98.95%	94
September/October	0.00%	0
November/December	0.00%	0
January/February	1.05%	1
March/April	0.00%	0
TOTAL		95

Q4 Please read each statement below, and indicate how much you agree or disagree.

Answered: 100 Skipped: 0

My school has
high...

I receive
information...

I am informed
on a regular...

I am
comfortable...


I am

Houston County Title I Parent Satisfaction Survey 2020

comfortable...




Houston County Title I Parent Satisfaction Survey 2020



Houston County Title I Parent Satisfaction Survey 2020


0% 10% 20% 30% 40% 50% 60% 70% 80% 90% 100%

 All the time  Most of the time  Some of the time  None of the time

	ALL THE TIME	MOST OF THE TIME	SOME OF THE TIME	NONE OF THE TIME	TOTAL	WEIGHTED AVERAGE
My school has high expectations for student achievement.	86.73% 85	12.24% 12	1.02% 1	0.00% 0	98	1.00
I receive information about grade-level standards and the academic requirements for my child's grade level.	80.81% 80	16.16% 16	3.03% 3	0.00% 0	99	1.00
I am informed on a regular basis about my child's academic progress.	82.00% 82	15.00% 15	3.00% 3	0.00% 0	100	1.00
I am comfortable communicating with administrators at my child's school.	90.91% 90	8.08% 8	1.01% 1	0.00% 0	99	1.00
I am comfortable communicating with my child's teacher(s).	93.00% 93	6.00% 6	0.00% 0	1.00% 1	100	1.00
I am comfortable communicating with front office staff members at my child's school.	91.00% 91	8.00% 8	1.00% 1	0.00% 0	100	1.00
Administrators openly communicate with parents.	78.00% 78	17.00% 17	4.00% 4	1.00% 1	100	1.00
Teachers openly communicate with parents.	86.00% 86	11.00% 11	2.00% 2	1.00% 1	100	1.00
My child's school encourages parental engagement and volunteerism.	93.00% 93	7.00% 7	0.00% 0	0.00% 0	100	1.00
School staff members are friendly, and I generally feel welcome at the school.	87.00% 87	10.00% 10	3.00% 3	0.00% 0	100	1.00
The school is safe and clean.	86.00% 86	13.00% 13	0.00% 0	1.00% 1	100	1.00
My child's school offers workshops or activities that educate/inform parents about the curriculum and how to help improve students' success in school.	87.00% 87	12.00% 12	1.00% 1	0.00% 0	100	1.00
I am informed in a timely manner about parent activities and events.	80.00% 80	11.00% 11	7.00% 7	2.00% 2	100	1.00
Parent activities and workshops are offered at various times.	84.00% 84	13.00% 13	2.00% 2	1.00% 1	100	1.00
Parent activities and opportunities are useful and beneficial.	82.00% 82	15.00% 15	3.00% 3	0.00% 0	100	1.00

Q5 Please read the following statements and respond to each.

Answered: 94 Skipped: 6

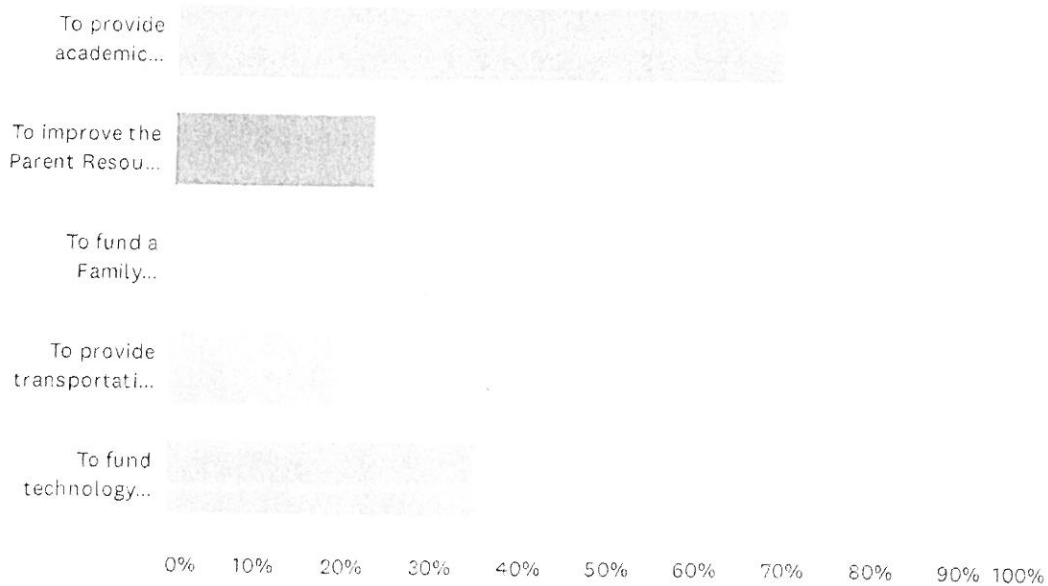


Houston County Title I Parent Satisfaction Survey 2020

	YES	NO	NOT SURE	TOTAL	WEIGHTED AVERAGE
I am informed about the Title I program at my child's school and received the Title I Handbook containing the Parent Engagement Plan and School-Parent Compact.	94.68% 89	1.06% 1	4.26% 4	94	1.00
The information provided in the Title I Parent Engagement Plan and Compact is detailed and easy to understand.	92.55% 87	1.06% 1	6.38% 6	94	1.00
I have been given opportunities to provide input in the decision making process regarding the Parent Engagement Plan, Compact, School Improvement Plan, budget and 1% set-aside for parent engagement at my child's school and district.	87.23% 82	3.19% 3	9.57% 9	94	1.00
I am aware that I can participate in shared decision making opportunities through Parent Input Meetings, the Parent Action Team, Parent-Teacher Conferences, school/district surveys and through website link.	94.68% 89	2.13% 2	3.19% 3	94	1.00
The school's Family Engagement Coordinator assists families, supports parent activities, and is available for questions or concerns from parents.	91.40% 85	1.08% 1	7.53% 7	93	1.00

Q6 How would you like to see parent engagement funds used? (check all that apply)

Answered: 88 Skipped: 12



ANSWER CHOICES

RESPONSES

To provide academic materials for parents to use with their student at home	69.32%	61
To improve the Parent Resource Center at the school	22.73%	20
To fund a Family Engagement Coordinator to plan and execute family engagement activities and events	42.05%	37
To provide transportation assistance for parents to attend Title I events at school	19.32%	17
To fund technology resources to support parental engagement	35.23%	31

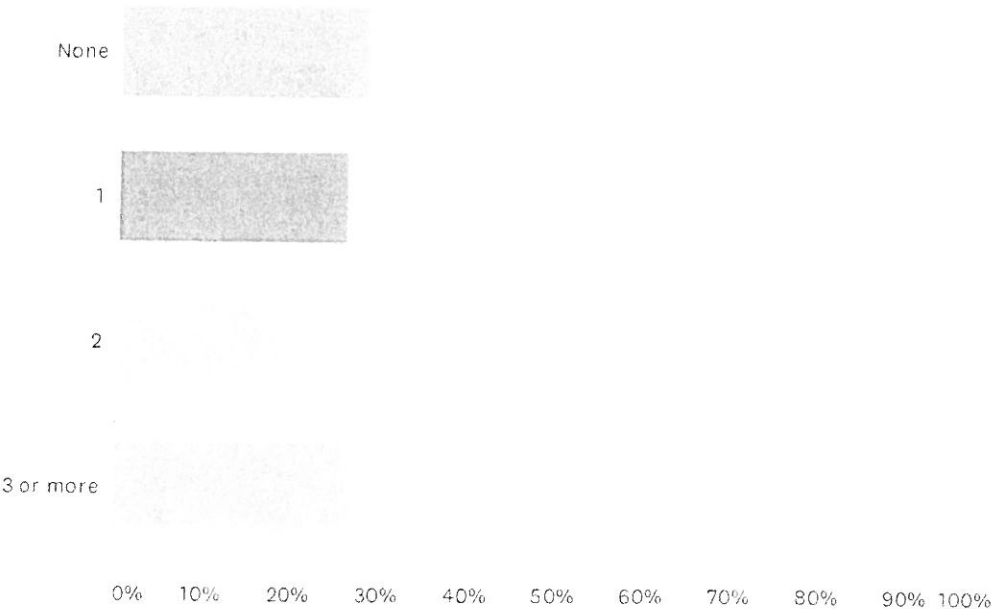
Total Respondents: 88

Houston County Title I Parent Satisfaction Survey 2020

ANSWER CHOICES	RESPONSES	
School Website	3.16%	3
Social Media (School Facebook or Twitter Pages)	12.63%	12
Newsletter	16.84%	16
Email	13.68%	13
School Messenger (Call-out System)	7.37%	7
Flyers	14.74%	14
Marquee	2.11%	2
Text Messages/Apps	26.32%	25
Class Dojo	33.68%	32
Infinite Campus (MS/HS only)	1.05%	1
Edmodo	1.05%	1
Total Respondents: 95		

Q8 How many academic parent events have you attended this year?

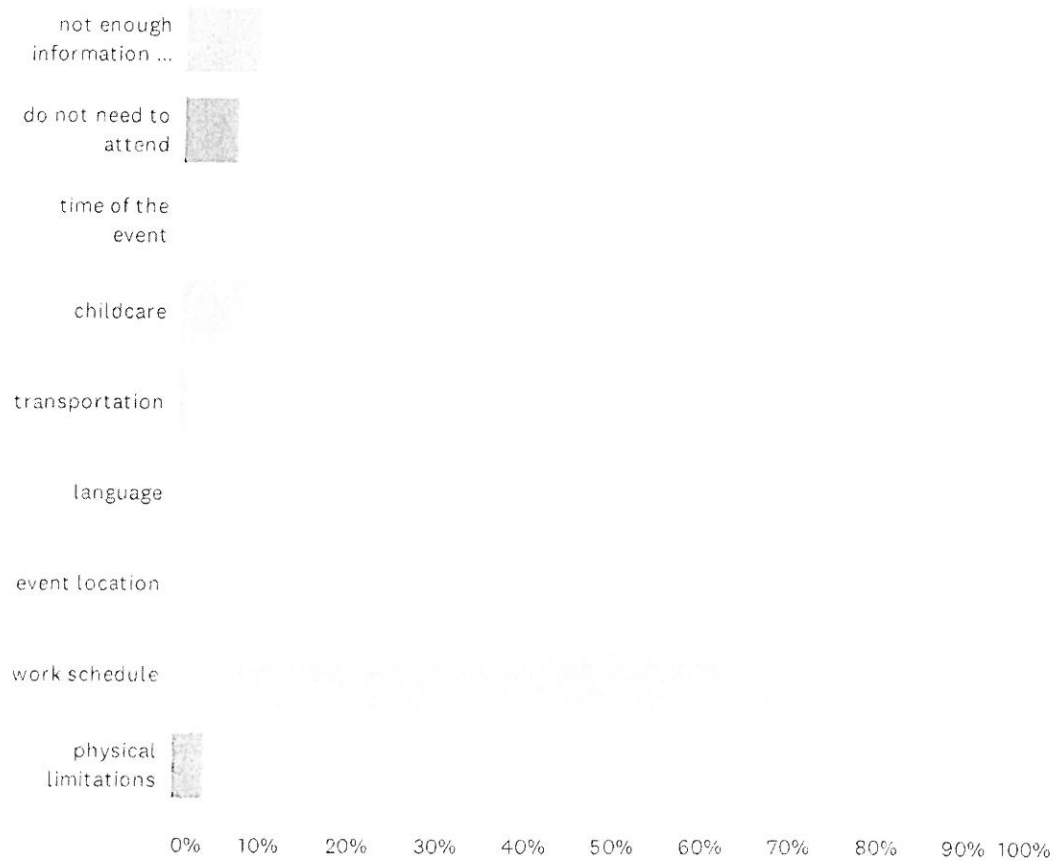
Answered: 92 Skipped: 0



ANSWER CHOICES	RESPONSES	
None	28.26%	26
1	26.09%	24
2	18.48%	17
3 or more	27.17%	25
TOTAL		92

Q9 If you have been unable to attend events at your child's school, what limits your participation? (check all that apply)

Answered: 81 Skipped: 19



ANSWER CHOICES

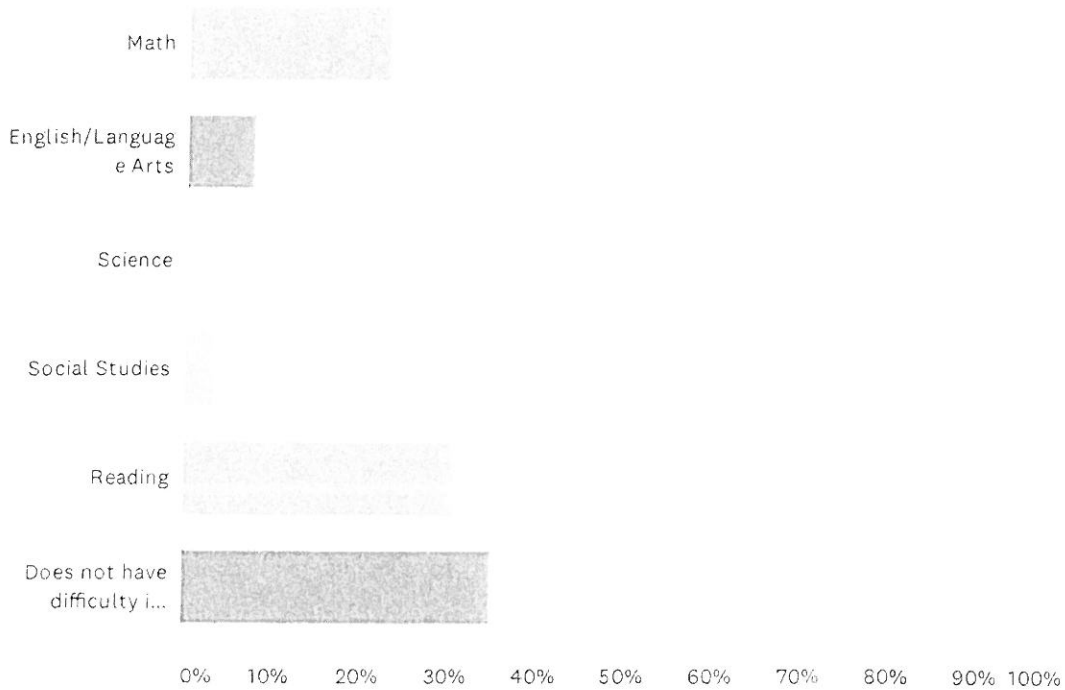
RESPONSES

not enough information or notice	8.64%	7
do not need to attend	6.17%	5
time of the event	27.16%	22
childcare	7.41%	6
transportation	1.23%	1
language	0.00%	0
event location	0.00%	0
work schedule	67.90%	55
physical limitations	3.70%	3

Total Respondents: 81

Q10 Choose the subject area that you feel your student has the most difficulty mastering content.

Answered: 91 Skipped: 9



ANSWER CHOICES


RESPONSES

Math	23.08%	21
English/Language Arts	7.69%	7
Science	3.30%	3
Social Studies	3.30%	3
Reading	30.77%	28
Does not have difficulty in any subject area	35.16%	32

Total Respondents: 91

Q11 I would benefit from workshops in: (check all that apply).

Answered: 82 Skipped: 18



Houston County Title I Parent Satisfaction Survey 2020

ANSWER CHOICES	RESPONSES	
Help with Homework and Study Skills	47.56%	39
Use of Technology	12.20%	10
Understanding Test Scores	13.41%	11
Georgia Milestones	34.15%	28
English Learners	3.66%	3
Community Resources	17.07%	14
Math Curriculum	37.80%	31
Science Curriculum	13.41%	11
English/Language Arts Curriculum	15.85%	13
Social Studies Curriculum	8.54%	7
Infinite Campus	9.76%	8
Advanced Placement (AP) Courses	4.88%	4
College Admissions and Financial Aid	8.54%	7
Parenting Classes and Resources (discipline, attendance, health and wellness)	19.51%	16
Tutoring Services	26.83%	22
Total Respondents: 82		

Q12 What topics do you think teachers and administrators need to discuss or learn more about to better support your family and help your student be successful in school?

Answered: 20 Skipped: 80

#	RESPONSES	DATE
1	None at this time.	4/10/2020 11:43 AM
2	Motivate , keep pushing students and parents too....	4/10/2020 11:31 AM
3	N/A	3/9/2020 10:09 AM
4	None	3/6/2020 11:35 AM
5	None concern	3/5/2020 11:50 AM
6	N/A	3/4/2020 9:24 AM
7	N/A	3/3/2020 2:36 PM
8	How to help students learn at home. The methods they are being taught at school	3/3/2020 2:16 PM
9	I would like to know when my children have tests (My 5th Grader)	3/3/2020 2:12 PM
10	behavior modification & time management	3/3/2020 10:08 AM
11	One on one communication from teachers when a student don't understand the schoolwork.	3/3/2020 9:59 AM
12	Unsure. Mrs. Dickens and Mrs. Sayre have done wonderful with the kids. Aside from that I thing adding a lifestyle session (attitude all the way to tying shoes) would help!	3/3/2020 9:55 AM
13	Focus on encouraging students natural talent and abilities.	3/3/2020 9:48 AM
14	Get kids more engaged with history like have plays/art exhibit.	3/3/2020 9:44 AM
15	Some of the material that they are learning is different then the way I learned it. It would be helpful if I understood the techniques that are used today to better help my child	3/2/2020 10:20 AM
16	Math (anything that can help the kids	2/25/2020 3:14 PM
17	discipline, behavior & self protect	2/25/2020 3:11 PM
18	Behavior (ADHD) what can the school do to help the family?	2/25/2020 3:08 PM
19	One on one communication from teachers when a students dont understand the school work.	2/24/2020 2:45 PM
20	Counseling for kids with broken homes.	2/7/2020 1:46 PM