

First Grade

April 13th-17th, 2020

1st Grade Playlist	https://www.youtube.com/playlist?list=PL_XTzpfJVMInEgiSnEi6KF9QE Oxf9dz7T **Click on this link to find each day's lessons for each subject.**
Reading Critical Standards: 3, 20, 21, 22, 23 Students will need paper and pencil for each lesson.	<p><u>Monday</u> Click on the link above for Monday's reading lesson.</p> <ul style="list-style-type: none">• Introduce our new High-frequency words: eyes, never, along, toward, behind, pulling• Introduce Diphthongs: -ow, -ou /ou/ Examples for ow: down, town, plow Examples for ou: proud, found, sound• Examples to write on paper and read aloud:<ul style="list-style-type: none">*proud*town*loud*found• Read the Decodable Story- "Browny the Clown"• Do workbook pages 505 & 510 <p><u>Tuesday</u> Click on link above for Tuesday's lesson</p> <ul style="list-style-type: none">• Review high-frequency words: eyes, never, along, toward, behind, pulling• Introduce Final Syllable -le Examples: little, rattle, apple, bundle• Write the following words on your paper and read them aloud: puzzle, table, purple, apple• Read the Decodable Story- "A Bundle of Shirts"• Do workbook pages 509 & 506 <p><u>Wednesday</u> Click on link above for Wednesday's lesson</p> <ul style="list-style-type: none">• Review high-frequency words: eyes, never, along, toward, behind, pulling• Review ow, ou -Examples: flower, town, cloud, proud• Review Final Syllable -le -Examples: purple, turtle• Write the following words on your paper and read them aloud: cow, now, pound, house, little• Read the story "Tippy-Toe Chick, Go!"• Do "Tippy-Toe Chick, Go!" Listening Comprehension Page <p><u>Thursday</u> Click on link above for Thursday's lesson</p> <ul style="list-style-type: none">• Review high-frequency words: eyes, never, along, toward, behind, pulling• Review ow, ou -Examples: flower, cloud, clown, house• Review Final Syllable -le. -Examples: puzzle, apple, dangle, rattle• Do workbook page 517

First Grade

April 13th-17th, 2020

	<p>Friday Click on link above for Friday's lesson</p> <ul style="list-style-type: none">Review high-frequency words: eyes, never, along, toward, behind, pullingReview ow, ou -Examples: flower, cloud, clown, houseReview Final Syllable -le -Examples: puzzle, apple, dangle, rattle <p>Complete Reading Test on "Tippy-Toe Chick, Go!"</p>
<p>Language Arts</p>	<p>Spelling: Click on each day's link to find spelling practice. Please practice writing your new spelling words 2X each day. how now cow brown down town clown frown growl crowd</p> <p>Grammar: Click on the link of the second video for Wednesday's lesson Commands A Command is a sentence that tells someone to do something. It begins with a capital letter. It ends with a period. Examples: Run fast. Please stop the dog.</p>
<p>Math <u>You will need a Paper and Pencil for Videos</u> Critical Standards: 10, 12, 13, 16 Each day watch YouTube video for instruction.</p>	<ul style="list-style-type: none">Monday-Subtracting Tens (Click on the link above for Monday's lesson) 6 tens - 4 tens = 2 tens is the same as 60-40=20 The word "tens" is replaced by a zero and the tens place is the only thing subtracted. Assignment: Complete math workbook pages: R11.1 and P11.1Tuesday-Subtracting Using a 100s Chart-Hundreds Chart Needed (Click on the link above for Tuesday's lesson) 36-20=___ The number 20 tells you that using a hundred chart you can find your number and then move down 2 times to find your answer. For example: start at 36 and go <u>up</u>(remember numbers need to get smaller this week for subtraction) to 26 and then 16. Assignment Complete math workbook pages: R11.2 and P11.2Wednesday and Thursday-Subtracting Groups of Tens/ 2 Digit Numbers (Click on the link above for Wednesday's and Thursday's lessons) If you are unable to view video, examples are listed below: 3 Steps to subtracting 2-digit numbers: Step One-Line up your numbers on top of each other Step Two-Start in the back Step Three-Subtract (first the back then the front) Assignment: Complete math workbook pages: R11.3 and R11.4 Wednesday Assignment: Complete the math assessment for Topic 11 on Thursday

First Grade

April 13th-17th, 2020

	<ul style="list-style-type: none">• Friday-Comparing and Ordering by Length (Click on the link above for Friday's lessons) <p>Students will practice arranging random items in order by length using the words "shortest and longest". An example question might be: Put these 3 crayons in order by length starting with longest and going to shortest.</p> <p>Assignment: Complete math workbook pages: R12.1 and P12.1</p>
Social Studies: Critical Standard:8	<p>We will learn about maps. A map is a drawing of a place. It has pictures or symbols that stand for things in that place.</p> <ul style="list-style-type: none">• Watch the Social Studies video for week of 4-13-20. (Click on YouTube link above)• Draw a map of your bedroom. Make a key.

April 13-17

1st grade- Mrs. Martin's Groups

Please access the playlist on YouTube at the following website. Look for the Videos titled **Martin and the date**. These videos will follow the pages in your packet to help you continue learning during this time.

1st grade Playlist- https://www.youtube.com/playlist?list=PL_XTzpfJVMInEgiSnEi6KF9QE0xf9dz7T

This playlist can also be accessed on the Pine Level website-
www.pinelevelem.com

****Your teachers are available to help you Monday-Friday 8:00-3:00. Please reach out to them if you need assistance. You may also e-mail me at Kristal.martin@acboe.net if you have any questions for me. Thank you for helping us teach your children during this time! We miss you all!!**

Instructions-

- 1. Video- Martin April 13- Introduction and Three Part Drill** Review /e/ and read decodable reader- Meg, Peg, and the Pet Pig.
- 2. Video- Martin April 14-** Introduce s and sh. The symbol for /sh/ is putting your finger over your mouth to hush someone. Word Reading Practice- s and sh. Highlight s and sh in the words and practice sounding out the words until you can read them fluently.
- 3. Video- Martin April 15-**Review s and sh, and practice reading both word lists. Use the video to work on the dictation page. If you don't have access to the video, use the words and sentence below to call out for your students to write.
 1. sat
 2. such
 3. fish
 4. shop
 5. Josh
 6. Sentence- The cash is in the shop.

First Grade Instructional Packet April 13-17

Reading Critical Standards:

- 3,20, 21, 22

Math Critical Standards:

- 10,12, 13, 16

Directions for Completing the Packet-

Use the directions in the lesson plans and on the top of each page to complete the practice sheets. **The corresponding videos are listed on the lesson plan and can be found by visiting 1st grade YouTube playlist at the link listed at the top of the lesson plans.**

Reading Assessment-

Each Friday your student will complete a Reading test. In the fourth nine weeks you child reads everything on their own. Your child will read the questions and answer choices by themselves and select an answer by themselves. Use the typed story- Tippy -Toe Chick Go to answer the written response question at the end of the test.

Brownny the Clown

Decodable 25A

By Flora Foss

Brownny puts on a red nose and wig. She puts on a silly gown and huge boots. Why? Brownny is a clown. Brownny is the best clown around town. She uses balloons as tools and makes them into cows or owls. Her dances will make you say, "Wow!" A crowd is waiting, but Brownny is frowning. Why? Clowns need painted faces. Brownny can't find her paints. Brownny looks in each box and under the couch. She looks all around the room. Maybe Bouncy the dog can help. But how? Bouncy barks and growls out loud. Brownny cries, "Not now, Bouncy!" Bouncy leaps at the shelf. Down falls a case! Pow! Brownny's paints are in the case. Her mouth now has a smile. "Thanks, Bouncy!" People howl at Brownny. The people howl at Bouncy too. The crowd claps, and two clowns bow.



A Bundle of Shirts

Decodable 25B

By Eric Weiss

Jen will start school soon. She needs new stuff. She was happy. So was her mom. Jen's mom planned on getting a shirt for Jen. They left the house to go shopping at the mall in town. Jen tried on a brown shirt. It was too little. Jen tried on a red shirt. It was too big. Jen tried on a simple blue shirt. It had a big rip. She did not see a shirt she wanted. Her mouth was in a frown. Her mom asked the clerk if he had a cute shirt for Jen. He got out a bundle of shirts to sample. One shirt had flowers on it. A green shirt in the bundle fit Jen nicely. It was not too little or too big. Jen's smile was so big that her dimple showed. She gave her mom a big hug.



Tippy-Toe Chick, GO!


along toward under behind never pulling eyes

Every morning when the dew had dried Hen took her chicks to the garden for their favorite treat- sweet itty- bitty beans and potato bugs. Hen, Big Chick, and Middle Chick next, with Little Chick trailing along behind. Stopping to wonder at this and that. Then running tippy-toe, tippy-toe, to catch the rest. Across the yard. Into the garden to eat, eat, eat. Every day every day of the week. Till ONE day... RUFF-RUFF-RUFF-RUFF! A big, grumpy dog came running their way, barking and growling at the end of a rope. Hen jumped back and pulled her chicks near. "There's no safe way to the beans today. We'll just have to wait for chicken feed." All three chicks said, "Bleck!" and frowned "We're hungry!" "You PROMISED!" We DID our chores!" Hen sighed. "But we'll NEVER get past a dog like that." Big Chick said, "Wait. I'LL take care of this." He slowly took a step toward Dog. "Now listen," he called. "We won't hurt you. We're just going to the garden for an itty-bitty treat." RUFF-RUFF-RUFF-RUFF!

Dog disagreed, barking and pulling at the end of his rope. Big Chick ran to hide under Hen's safe wing. "Lets go." said Hen we'll really have to wait" little chick peeped, I want to try. Oh, no! said Hen as the other chicks laughed. "You're much too small." Little Chick yelled, "But I can RUN!" And off she went, tippy-toe, tippy-toe as fast as she could. Straight toward Dog. Hen screamed and grabbed her heart. Big Chick closed his eyes. Middle Chick shook. Little Chick ran. Tippy-toe, tippy-toe without stopping to rest till she felt Dog's breath. The Little Chick left and began to run again tippy toe tippy toe around the tree. Dog chased after her, tugging at his rope RUFF-RUFF-RUFF-RUFF! Tippy-toe, tippy toe, tippy ... RUFF-RUFF-RUFF! Around and around, tippy-toe, tippy-toe. Till... Ruff-Rup-Yip-Yip Yip-Yip! Dog's rope was wrapped all around the tree. He was stuck and too mad to think "back up." Hen clucked with pride. Big Chick and Middle Chick just stood and stared. Little Chick called, "It's time to eat!" And off they ran tippy-toe, tippy-toe. Right past Dog and into the garden for their favorite treat- sweet itty-bitty beans and potato bugs. "YUM!"

Animal Fantasy
Listen to
"Tippy-Toe Chick, GO!".
Then answer the questions.

Name _____



1. How would you describe Little Chick?

2. Who are the characters in this story?

1. _____

2. _____

3. _____

4. _____

5. _____

3. What is the setting of this story?

Handwriting practice lines for question 3, consisting of a solid top line, a dashed middle line, and a solid bottom line.


4. What is the problem in this story?

Handwriting practice lines for question 4, consisting of a solid top line, a dashed middle line, and a solid bottom line.

5. How does Little Chick solve the problem?

Handwriting practice lines for question 5, consisting of a solid top line, a dashed middle line, and a solid bottom line.

Draw a picture of your favorite part of this story.



Name _____

HIGH-FREQUENCY WORDS

Directions

Fill in the circle next to the word that fills the blank.

1 I will go _____ with you.

- along
- all
- had

2 Jan stands _____ Nick in the line.

- far
- because
- behind

3 Jack has green _____.

- eyes
- eat
- one

4 I am _____ late for school.

- toward
- every
- never

5 The baby was _____ my hair.

- store
- pulling
- where



PHONICS

Directions

Fill in the circle next to the answer.

6 The cows came home after dark.

Which word has the same sound as ow in cows?

- grow
- flower
- snow

7 Mike is proud of his new suit.

Which word has the same sound as ou in proud?

- soup
- tour
- loud

Directions

Fill in the circle next to the answer that shows the correct way to divide the underlined word into syllables.

8 There are three horses in the stable.

- sta / ble
- stab / le
- st / able

9 The maple tree is very tall.

- map / le
- mapl / e
- ma / ple

10 I have a glass bottle on my desk.

- bo / ttle
- bot / tle
- bott / le



Name _____

COMPREHENSION**The Mouse Sisters**

Country Mouse and Town Mouse are sisters. Town Mouse tells her sister, "Come and visit me in the town!"

Country Mouse comes to the big town. Town Mouse lives there. She lives in a small blue house. She eats cheese and fruit. She sleeps in a little white bed.

Town Mouse likes her house. Country Mouse likes it too. It not like the big red barn where she lives. She is happy in the town.

Town Mouse is proud to have her sister visit her.

Directions

Fill in the circle next to the answer.

11 Town Mouse lives in a

- big red barn.
- small blue house.
- little white house.

12 What happens in this story?

- Town Mouse visits Country Mouse.
- Country Mouse visits Town Mouse.
- Country Mouse is proud to have her sister visit her.

13 Town Mouse is

- proud.
- sad.
- afraid.

14 Where does Town Mouse sleep?

- in the country
- in a big red barn
- in a little white bed

15 Where does this story take place?

- on a farm
- in a barn
- in the town

Name _____

4. Look at the model.

Write the numbers to complete the number sentences.

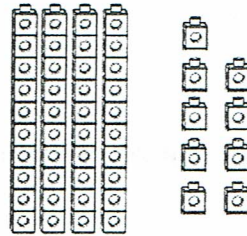
_____ tens - _____ tens = _____ tens

_____ - _____ = _____



5. Cross out the tens. Write the difference.

49 - 10 = _____



6. Draw a picture to solve. Then write a subtraction sentence.

A store had 80 hats.

It sold 50 hats.

How many hats
does the store
have left?

_____ - _____ = _____

