

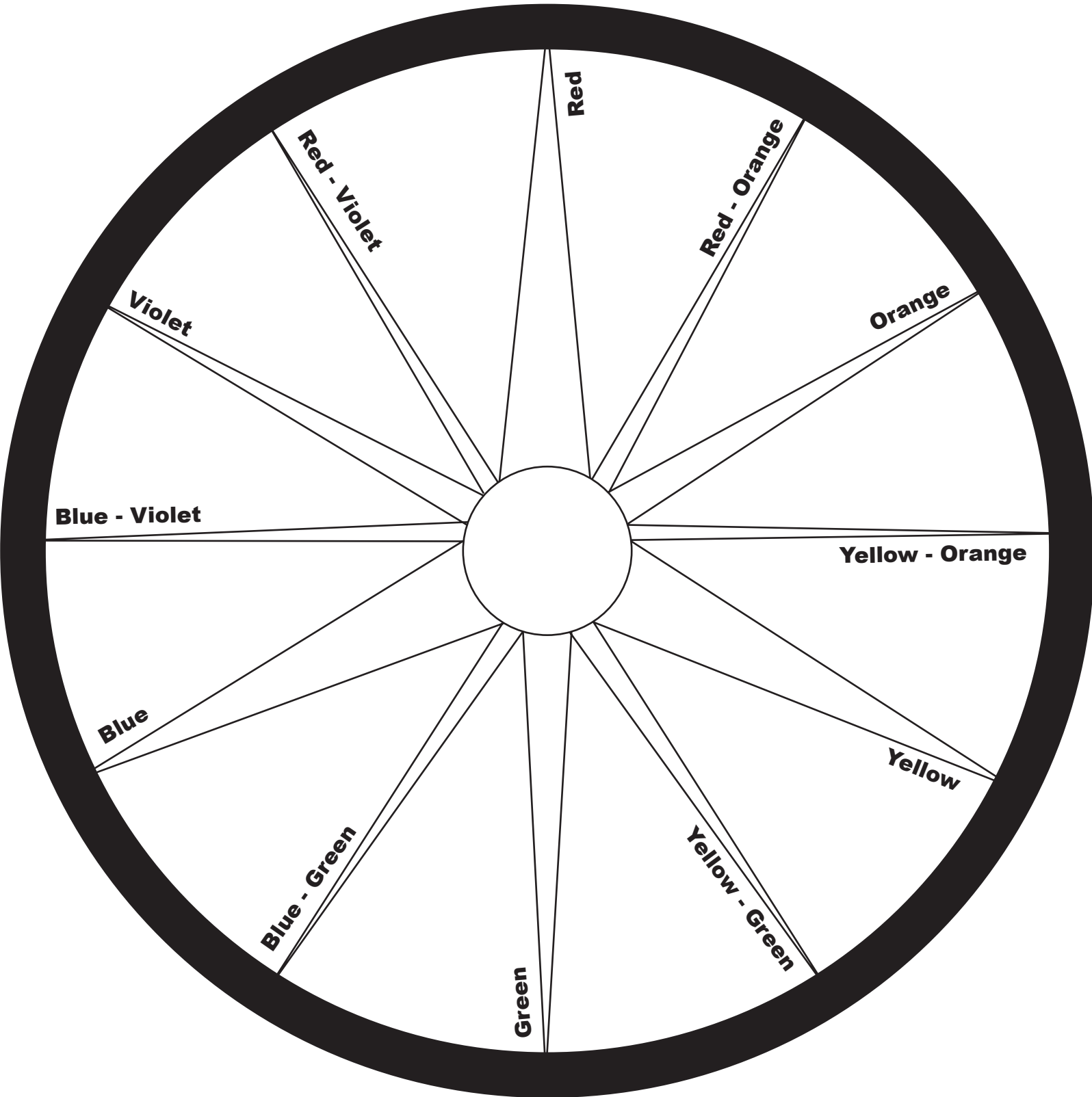
## Ms. Dixon's Art Calendar Checklist

Use this calendar to check-in with Ms. Dixon for TIGER BUCKS! For each day that is complete, you will earn a tiger buck. If the calendar is filled out completely and each daily activity is turned in when you get back from school, you will get your name put in to the drawing for a special surprise! Each grade will be drawn separately, so we will have 6 winners!

30	Paul Gauguin: <a href="https://www.youtube.com/watch?v=d-PQKqQBUR0">https://www.youtube.com/watch?v=d-PQKqQBUR0</a>	Question: How was art used for primitive cultures?	Activity: If you lived on a tropical island, what would it look like. Using bright colors (markers, paint, crayons), portray your perfect island getaway.
31	Edgas Degas: <a href="https://www.youtube.com/watch?v=kzL1nOXZl-I">https://www.youtube.com/watch?v=kzL1nOXZl-I</a>	Question: What is the most important thing to do before painting?	Activity: Create a drawing of either a person or an animal in your house showing movement.
01	Mimar Sanin: <a href="https://www.youtube.com/watch?v=HNwBST0A5Rk">https://www.youtube.com/watch?v=HNwBST0A5Rk</a>	Question: What architectural piece did Sanin build?	Activity: On one side your paper, create a rocky/stoney surface. Then, turn the paper over and create a beautiful symmetrical pattern with color and pattern.
02	Giotto: <a href="https://www.youtube.com/watch?v=0ZgY7Gzo6Fw">https://www.youtube.com/watch?v=0ZgY7Gzo6Fw</a>	Question: What are frescos? Giotto was the first artist to use _____.	Activity: Section your paper off in 6 different size squares and rectangles. In each, make a comic of your digital learning day.
03	Berthe Morisot: <a href="youtube.com/watch?v=7-ek4h-GqtK4">youtube.com/watch?v=7-ek4h-GqtK4</a>	Question: How do Impressionist figure out what they will paint?	Activity: Go outside, set up your materials, and paint the impression of what you see. The birds, the trees, the grass, the insects, they should all be a part of your painting.
13	Man Ray: <a href="https://www.youtube.com/watch?v=2pOIm1XYEW0">https://www.youtube.com/watch?v=2pOIm1XYEW0</a>	Question: Man Ray was the sculptor of what?	Activity: Place a glass of water in front of a light source so you can see the reflections on your paper. Trace over the shapes you see with different colors, change a direction.
14	Henri de Toulouse-Lautrec: <a href="https://www.youtube.com/watch?v=pKORlfmKw0E">https://www.youtube.com/watch?v=pKORlfmKw0E</a>	Question: What did Toulouse-Lautrec use to make his paintings move?	Activity: Create a poster of your favorite physical activity (football, baseball, dance, gymnastics, running). Draw the main theme and write the title of your event.
15	Antoni Gaudi: <a href="https://www.youtube.com/watch?v=C9u7nkjFOyM">https://www.youtube.com/watch?v=C9u7nkjFOyM</a>	Question: What inspires Gaudi's architectural choices?	Activity: Take two pieces paper and decorate them. Then, fold them in different ways to see if you can balance a book on them without crushing the paper.
16	Kasimir Malevich: <a href="https://www.youtube.com/watch?v=AnkoRUNfrgw">https://www.youtube.com/watch?v=AnkoRUNfrgw</a>	Question: Malevich says we can paint _____, not just what we see.	Activity: Place different objects in a small space. Stand up and look over the objects. Draw each as a basic shape on your paper - no details. Color or paint the shapes.
17	Amedeo Modigliani: <a href="https://www.youtube.com/watch?v=pZ-_z0jKFos">https://www.youtube.com/watch?v=pZ-_z0jKFos</a>	Question: How did Modigliani look like primitive masks?	Activity: Draw you own face using primitive mask-like features, elongated neck, balance, line, shapes, and simplistic features.

# COLOR COMPASS

The Color Compass is here to guide you on where the colors go on the Color Wheel. This activity will help you remember the order of the colors and how to mix colors together to get other colors.




# LET'S TALK ABOUT COLORS

The amount of colors we could produce is numerous. However, we will be talking about 3 groups on our color wheels: Primary, Secondary, and Tertiary.

Using colored pencils, we are going to create all three categories in the squares below. Refer the the Color Compass if you need help determining which colors to put together.


**Primary**



**Red**

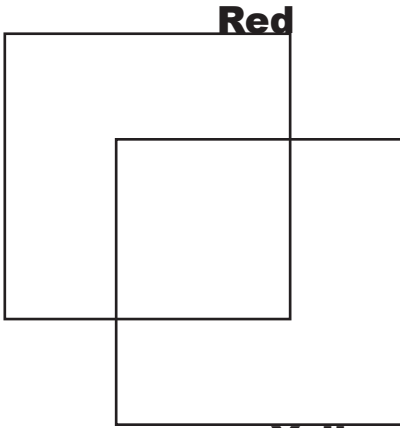


**Blue**



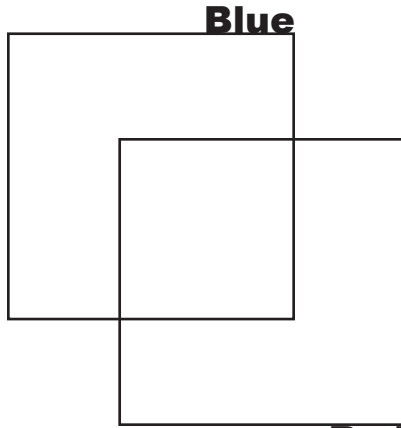
**Yellow**

**Secondary**




**Red**

**Yellow**



**Blue**


**Red**



**Yellow**


**Blue**

**Tertiary**



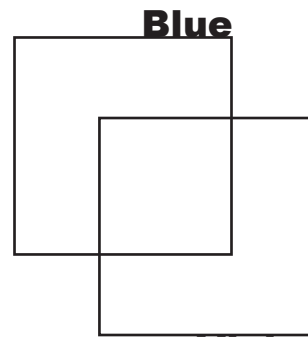
**Yellow**

**Green**




**Red**

**Orange**



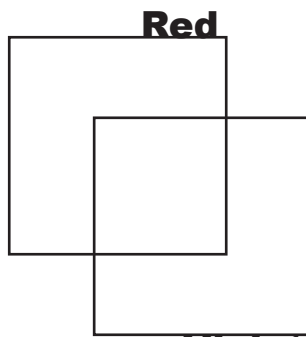
**Blue**

**Violet**



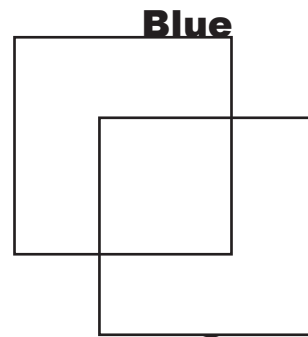
**Yellow**

**Orange**



**Red**

**Violet**



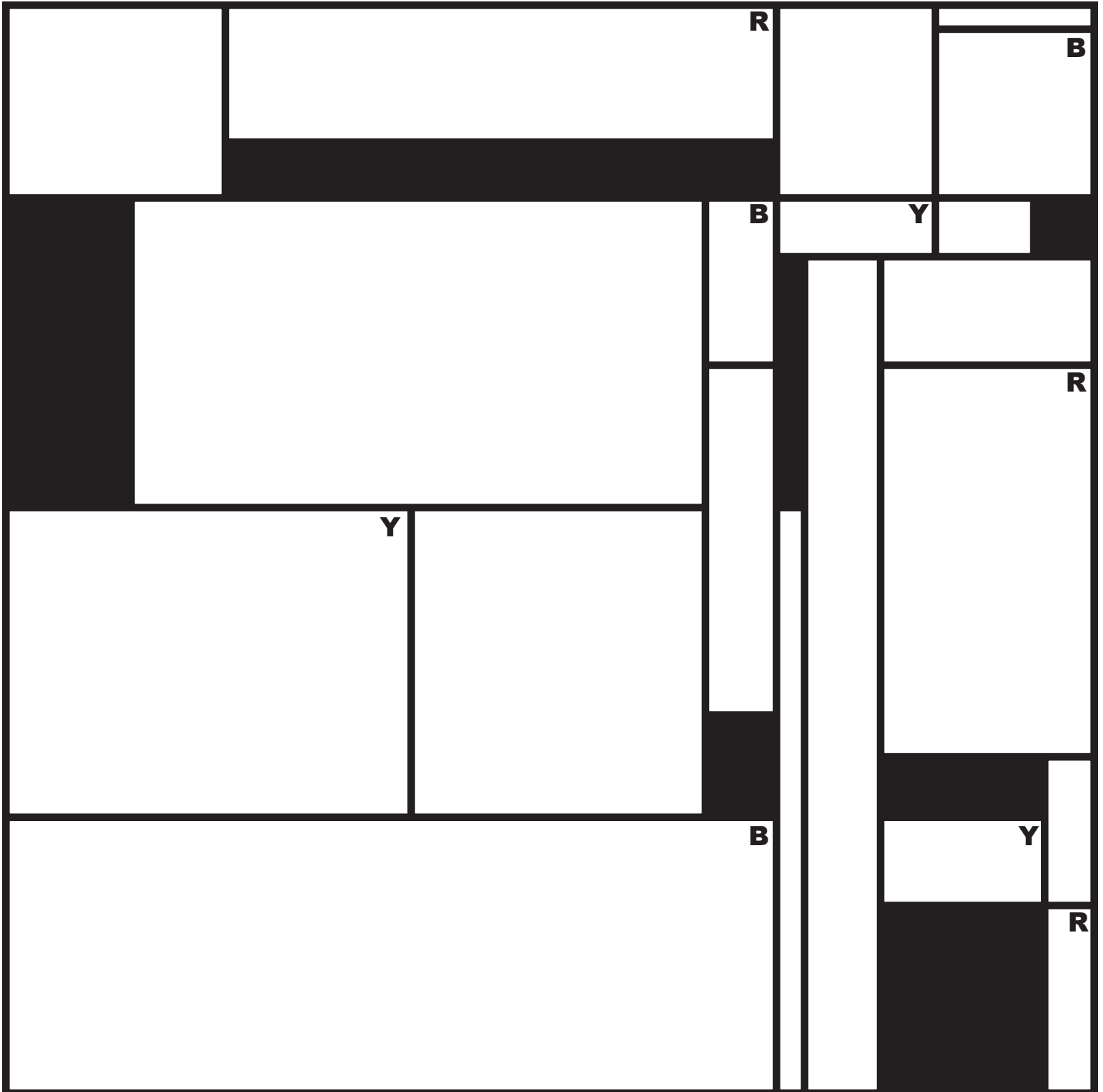
**Blue**

**Green**

# PIET MONDRIAN

Piet Mondrian used the very basic elements in his artwork. He believed the art should reflect the universal concept of balance in Nature. The duality of elements, such as masculine and feminine, positive and negative, were shown in vertical and horizontal representation. Mondrian painted pure abstraction, and it is reflected in the very basic shapes and colors he used in his paintings.

Using our Primary colors: Red, Blue, and Yellow, color in each square you see the letter R, B, and Y.



# PICASSO

Picasso was the founder of Cubism. He began to breakdown the perspective of Realism, and used fractured and geometric shapes to build abstract, architectural forms. Use the colors from the Color Compass: Primary, Secondary, and Tertiary, as your guide to create a dynamic, colorful Picasso.

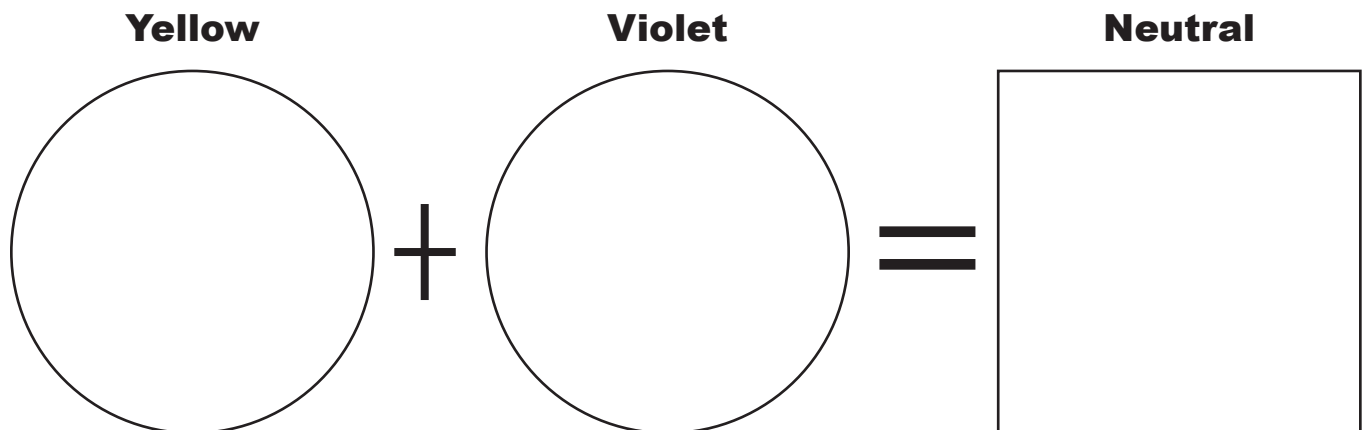
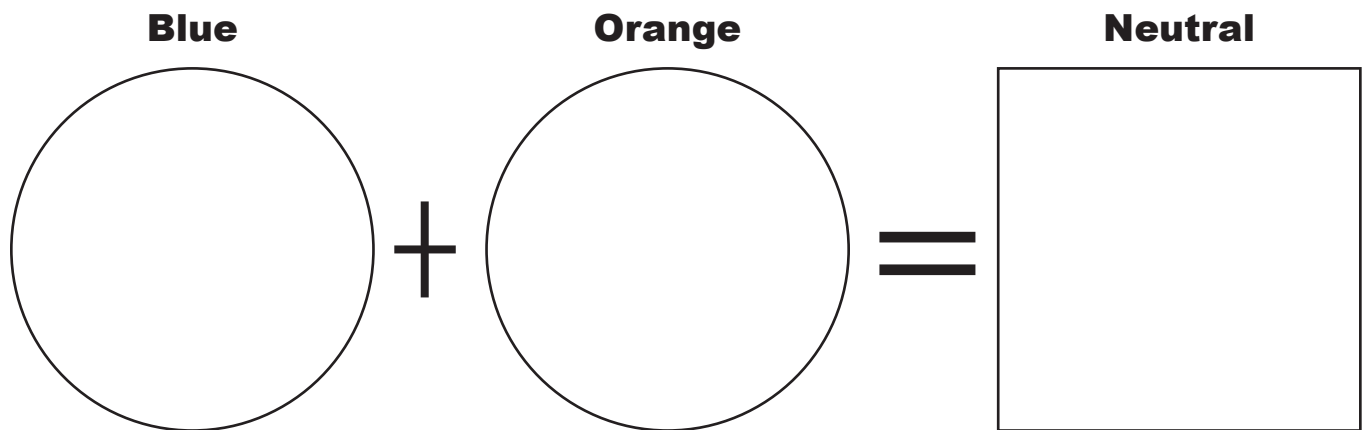
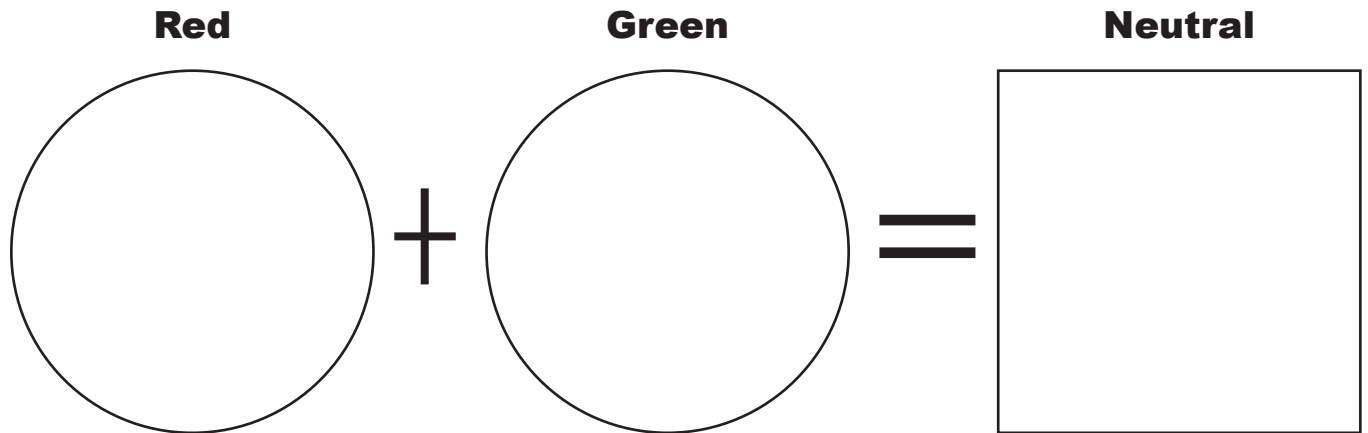


# WHAT ARE COMPLEMENTARY COLORS?

Complimentary Colors are colors that are across from each other on the Color Wheel. You can view them on our Color Compass. Complimentary colors look good next or around each other, they enhance each other.

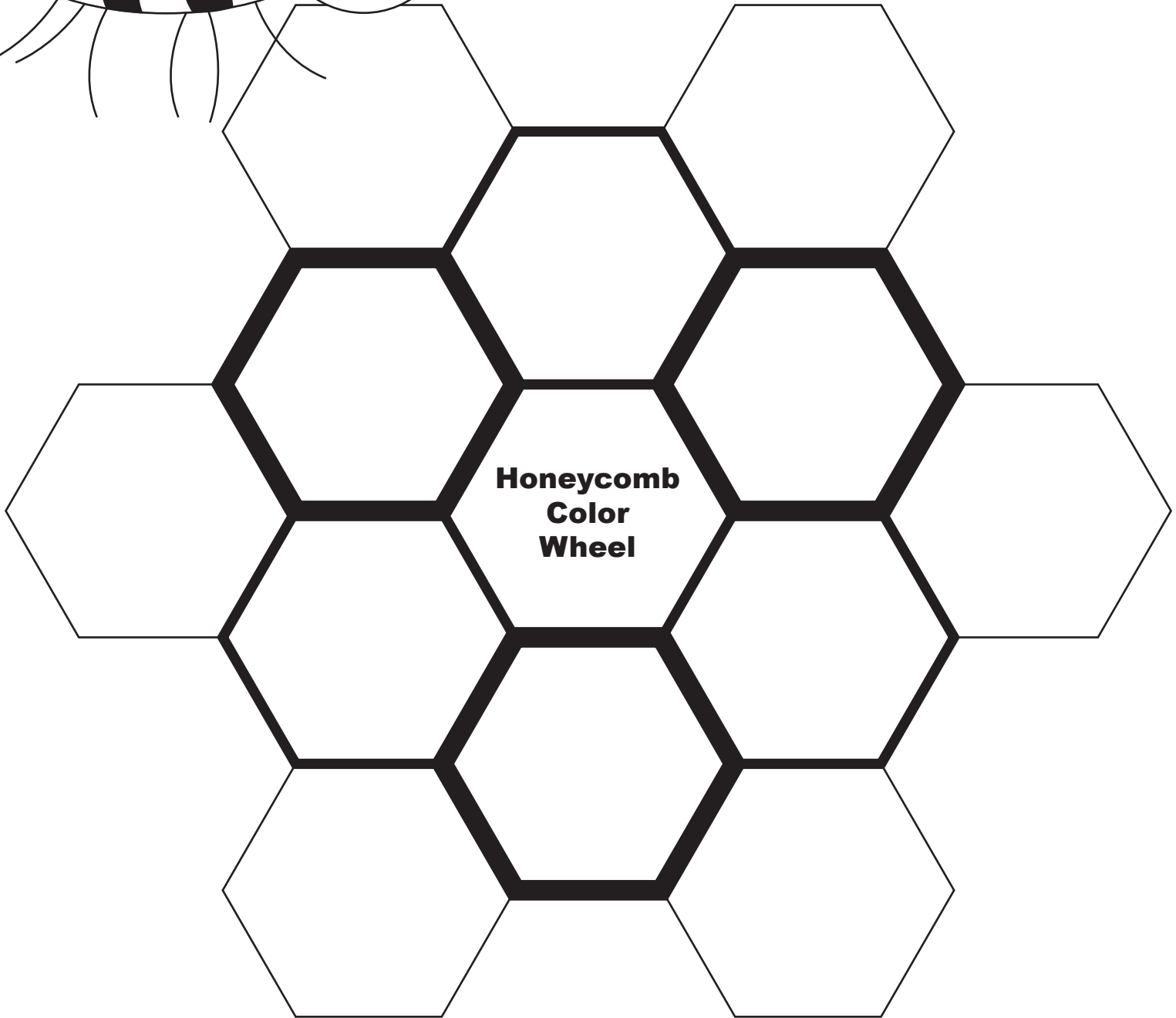

Each comprise of a Primary and Secondary color. When blended, they create what we call 'neutrals'.

Using any coloring materials you have, color in the labeled complimentary colors.




# BEE CREATIVE!

Here is an example of creating your own Color Wheel! I have created a honeycomb color wheel for your enjoyment! See if you can figure out where the colors go by yourself. Fill in the color wheel and then create your OWN color wheel on the next page.



# CREATE YOUR OWN COLOR WHEEL.





# **CREATE YOUR OWN PICTURE THAT SHOWS COMPLIMENTARY COLORS**

