

ALBUQUERQUE TALENT DEVELOPMENT

Academy

1800 Atrisco Dr NW
Albuquerque, NM 87120
PHONE: 505-503-2465

Executive Financial Report

As of July 31, 2020

Financial Highlights

Key financial highlights are as follows:

- ATDA has a total of \$665.12 in negative fund balance among two funds for July.
- ATDA has spent 82% of Operational budget.
- ATDA has the necessary minimum cash reserve to maintain acceptable liquidity coming into FY2020-2021.

Governing Council Action Items

- I. **BUDGET**

- II. **FINANCIAL STATEMENT REPORTS AS OF JULY 31, 2020**
 - Balance Sheet Report
 - Statement of Revenues, Expenditures, and Changes in Fund Balance
 - Budget to Actual – Expenditure and Revenue

- IV. **BANK RECONCILIATION REPORT**
 - July 31, 2020

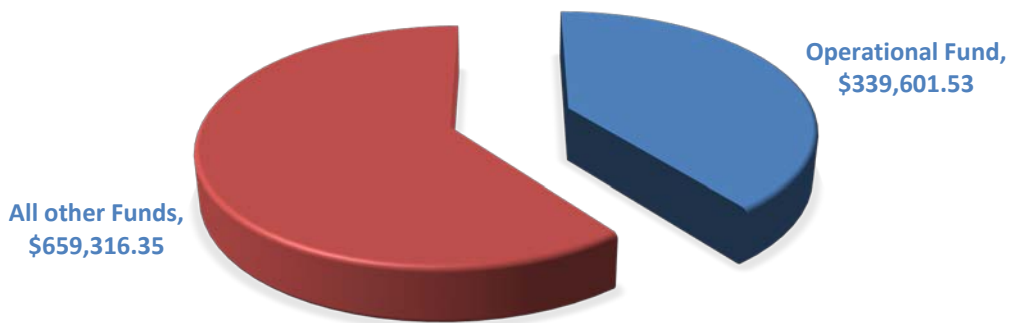
- V. **PAYROLL & ACCOUNTS PAYABLE PAYMENT VOUCHERS**
 - July 31, 2020

Overview of Financial Position and Operations

Balance Sheet:

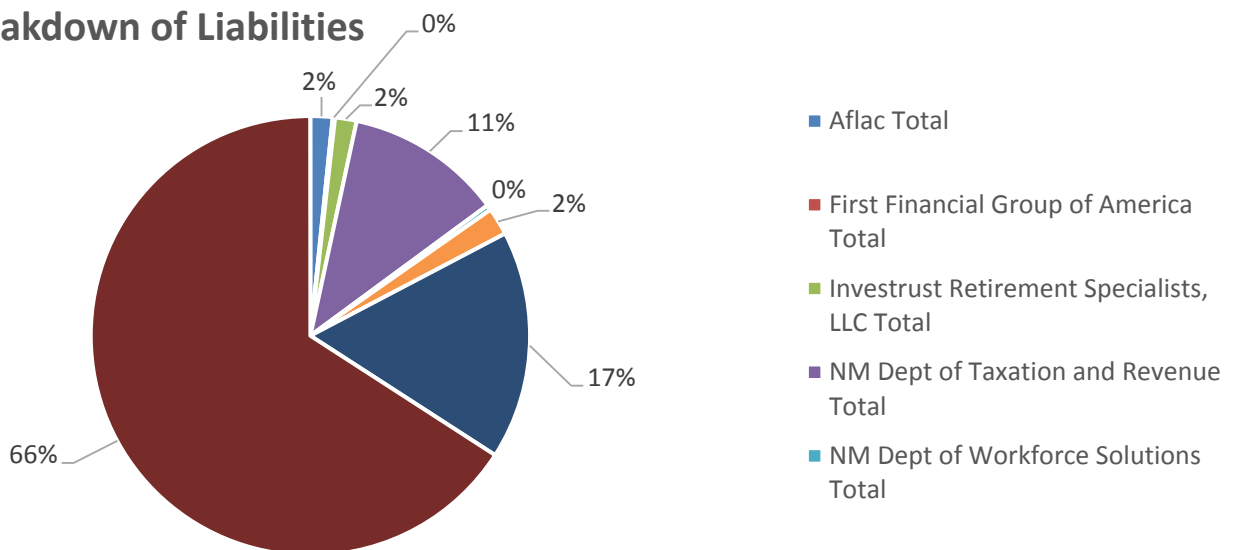
Albuquerque Talent Development Academy's only bank account reports the balance by fund totaling \$998,917.88 as of July 31, 2020. The Operational fund currently possesses approximately 34% of the cash of the schools funds.

NM BANK & TRUST



There are currently 8 different liability accounts of which the largest is NMPSIA at 66%. There are not any accrued liabilities for ERB nor RHC as they were paid on July 31, 2020. The total amounts for the liability balance is \$95,960.55.

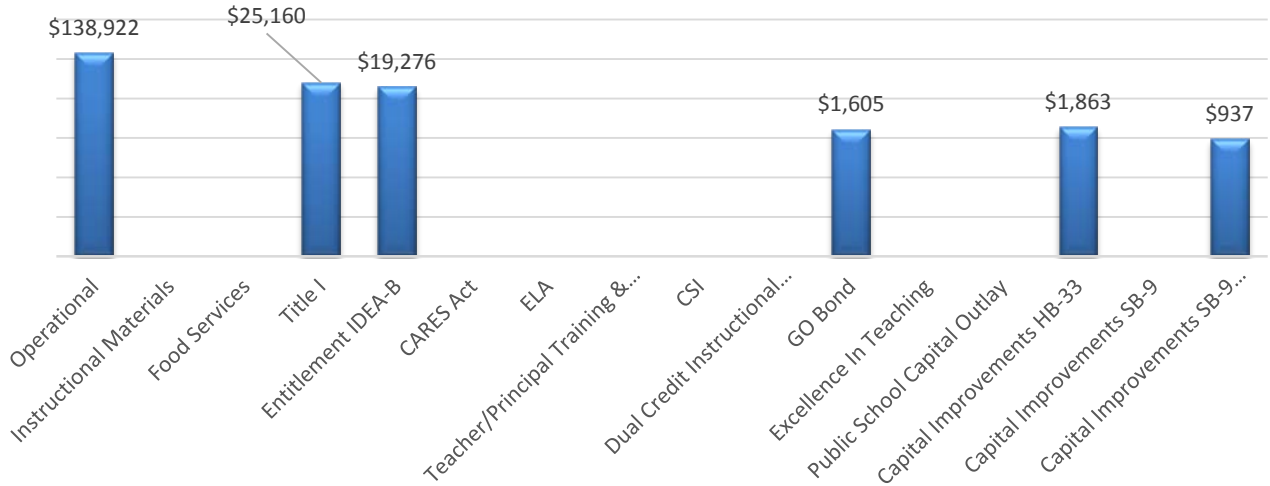
Breakdown of Liabilities



Income Statement:

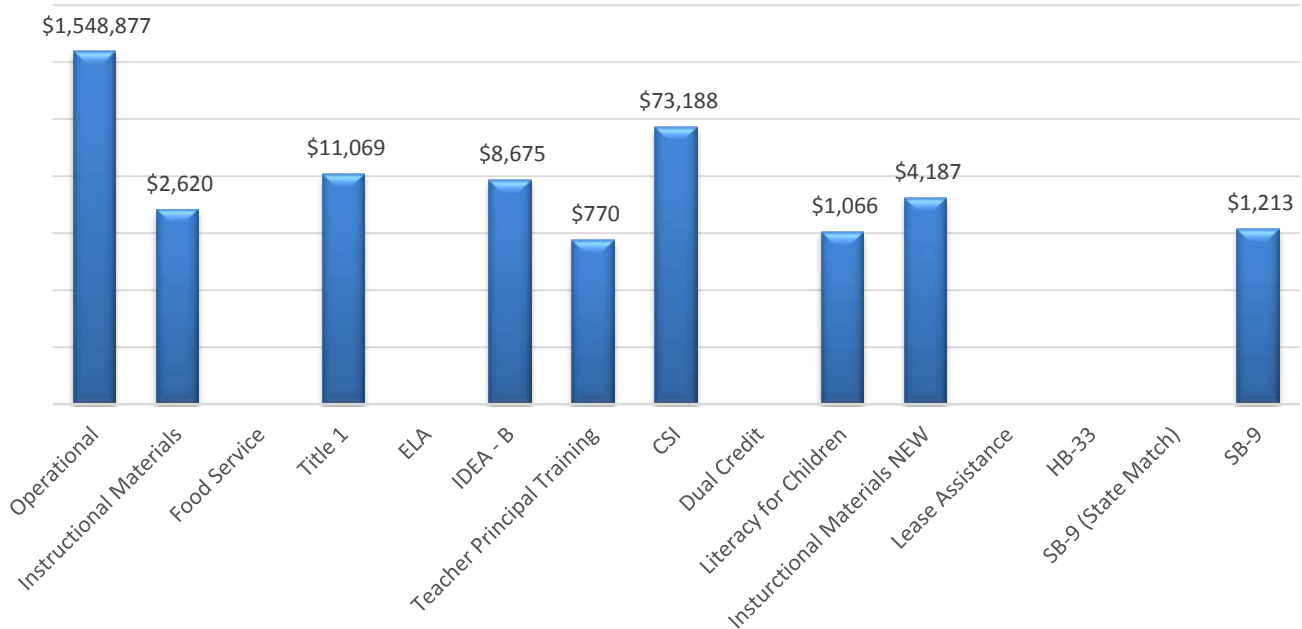
Albuquerque Talent Development Academy is heavily dependent on revenue from the Operational fund, which accounts for 74% of total revenues received as of July 31, 2020.

REVS



The majority of the expenditures were spent from the Operational fund at 93%. *We cannot spend HB-33 until we are in Lease-Purchase Agreement.*

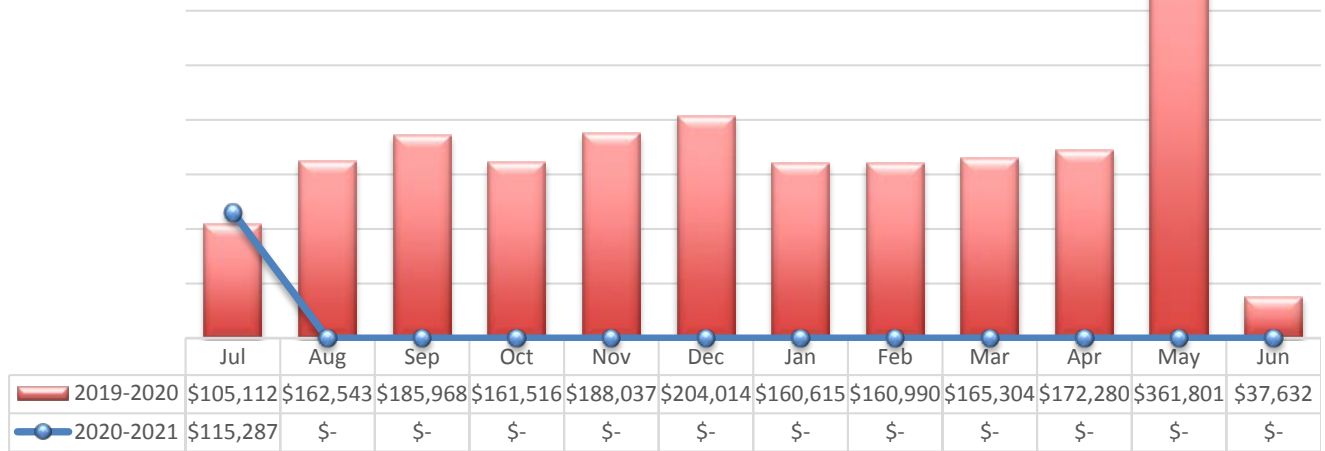
Expenses



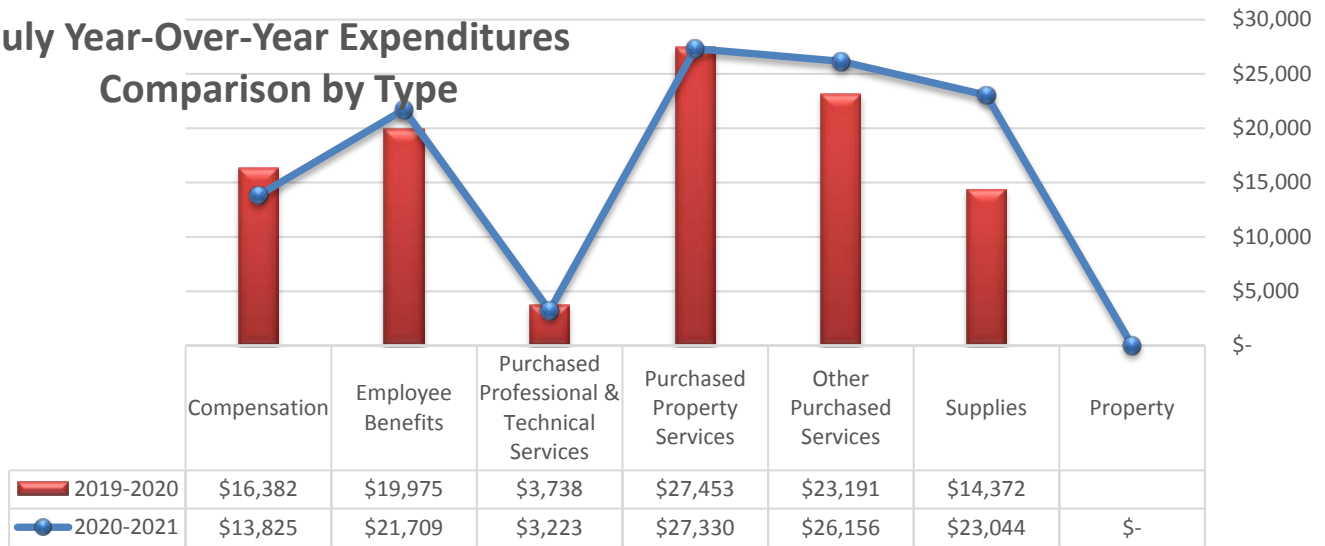
Expenditure Analytical Review

There was a \$10,175 increase in ATDA's monthly expenditures over last year's total monthly expenditures for July, which can be attributed to supplies and services costs.

Monthly Year-Over-Year Expenditures Comparison



July Year-Over-Year Expenditures Comparison by Type

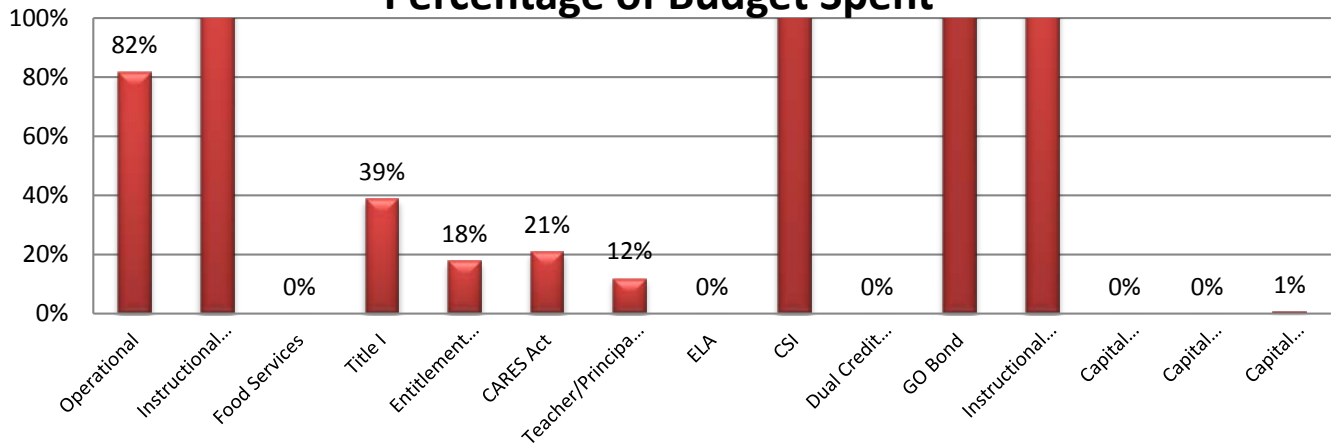


YoY	Jul	Total
Compensation	\$ (2,557)	\$ (2,557)
Employee Benefits	\$ 1,734	\$ 1,734
Purchased Professional & Technical Services	\$ (516)	\$ (516)
Purchased Property Services	\$ (123)	\$ (123)
Other Purchased Services	\$ 2,965	\$ 2,965
Supplies	\$ 8,671	\$ 8,671
Property	\$ -	\$ -
Debt Service and Miscellaneous	\$ -	\$ -
Total	\$ 10,175	\$ 10,175

Budget to Actual:

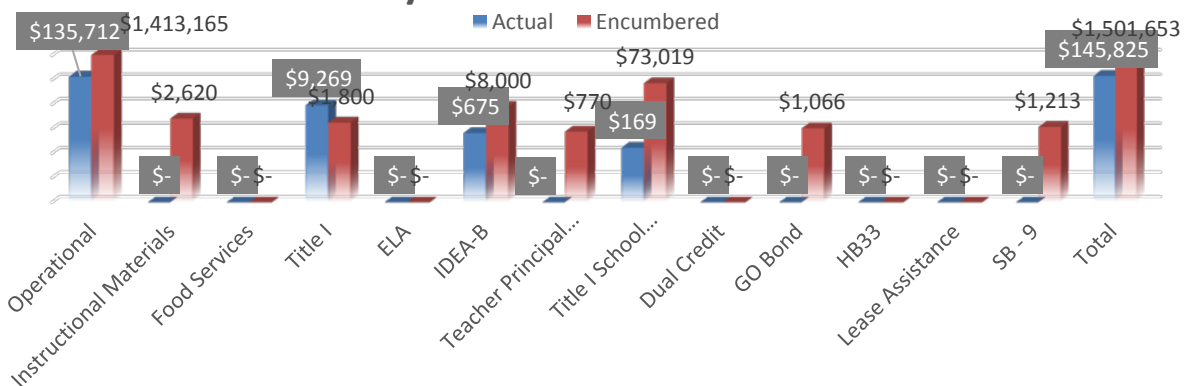
Percentage of budget spent includes actual and encumbered expenses. The dollar amounts are indicated on the second graph. The breakdown for actual versus encumbered is indicated in the third graph below.

Percentage of Budget Spent



Fund	Fund Balance		Revenue			Expenditures		
	Budgeted	Budget (YTD)	Actual (YTD)	Balance	Budget (YTD)	Actual + Enc (YTD)	Balance	
Operational	\$ 225,000	\$ 1,669,061	\$ 138,922	\$ 1,530,139	\$ 1,894,061	\$ 1,548,877	\$ 345,184	
Instructional Materials	\$ 2,124	0	0	\$ -	\$ 2,124	\$ 2,620	\$ (496)	
Food Service	\$ 1,500	0	0	\$ -	\$ 1,500	\$ -	\$ 1,500	
Title 1	\$ -	\$ 28,616	\$ 25,160	\$ 3,456	\$ 28,616	\$ 11,069	\$ 17,547	
ELA	\$ -	\$ 1,140	\$ -	\$ 1,140	\$ 1,140	\$ -	\$ 1,140	
IDEA - B	\$ -	\$ 48,773	\$ 19,276	\$ 29,497	\$ 48,773	\$ 8,675	\$ 40,098	
Teacher Principal Training	\$ -	\$ 6,468	\$ (496)	\$ 6,964	\$ 6,468	\$ 770	\$ 5,698	
CSI	\$ -	\$ 31,882	\$ -	\$ 31,882	\$ 31,882	\$ 73,188	\$ (41,306)	
Dual Credit	\$ -	0	0	\$ -	0	\$ -	\$ -	
Literacy for Children	\$ -	\$ 273	\$ 1,605	\$ (1,332)	\$ 273	\$ 1,066	\$ (793)	
Instructional Materials NEW	\$ 3,009	0	0	\$ -	\$ 3,009	\$ 4,187	\$ (1,178)	
Lease Assistance	\$ -	0	0	\$ -	0	\$ -	\$ -	
HB-33	\$ 361,376	\$ -	\$ 1,863	\$ (1,863)	\$ 361,376	\$ -	\$ 361,376	
SB-9 (State Match)	\$ -	\$ 401	\$ -	\$ 401	\$ 401	\$ -	\$ 401	
SB-9	\$ 124,132	\$ 52,434	\$ 937	\$ 51,497	\$ 176,566	\$ 1,213	\$ 175,353	
Total	\$ 717,141	\$ 1,839,048	\$ 187,268	\$ 1,651,780	\$ 2,556,189	\$ 1,651,665	\$ 904,524	

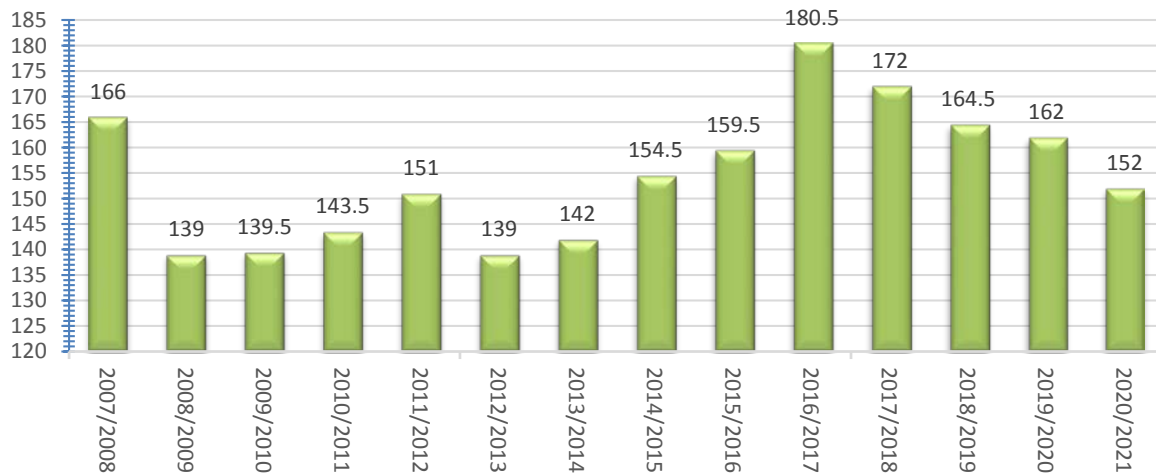
ACTUAL/ENCUMBERED EXPENSES



Relevant Current Economic Factors, Decisions and Conditions

- ATDA is funded based on 152 students for 2020-2021.
- 40% Phase-out of the Small School Size Adjustment for FY21
- Special Legislative Session will change the FY21 unit value
 - Unit Value Decreased from \$4,758.10 to \$4,531.74
 - Overall Decrease of approximately \$47,000
- Pending approval of ELTP which would increase funding and costs for additional teacher contract days

Funded Enrollment



Request for Information

This financial report is designed to provide various interested parties with a general overview of ATDA's finances. If you have any questions about this report or require additional information, contact ATDA's Finance Department as follows:

Whitney Galindo, Business Manager
(505) 503-2465
whitneyg@atdacademy.org

Physical and Mailing Address:
1800 Atrisco Rd NW
Albuquerque, NM 87120

Albuquerque Talent Development Academy

Bank Account Reconciliation Report (GL Reconciliation)

Accounting Cycle: FY2020-2021; Bank: NM Bank & Trust - ; Bank Account: 6186746 - Main Checking; Statement Date: 07/31/2020;

Include Unposted Transactions: No; Created On: 8/17/2020 4:13:51 PM

	Bank Reconciliation	+	Outstanding	=	ExpectedGL	-	FY 21 ActualGL	1	Difference
Beginning Balance	\$982,249.30	+	(\$50,330.81)	=	\$931,918.49	-	\$0.00	=	\$931,918.49
Deposits/Debits	\$189,021.58	+	\$0.00	=	\$189,021.58	-	\$189,021.58	=	\$0.00
Withdrawals/Credits	(\$172,353.00)	+	(\$12,738.83)	=	(\$185,091.83)	-	(\$184,019.73)	=	(\$1,072.10)
Sub Total	\$998,917.88		(\$63,069.64)		\$935,848.24		\$5,001.85		\$930,846.39

Albuquerque Talent Development Academy

Balance Sheet Report

Cycle: FY2020-2021; Fund Class: [All]; Fund Columns: [All Non-Zero Funds]; Account Expression: [All]; Balance Date: 07/31/2020; Detail: No; Created On: 8/18/2020 11:02:21 AM

Description	11000	24101	24106	24154	24189	24190
11012 - NM Bank & Trust	(\$29,622.94)	\$15,137.47	\$18,593.62	(\$519.57)	\$634.00	(\$4,126.29)
Subtotal of Account Type: Asset	(\$29,622.94)	\$15,137.47	\$18,593.62	(\$519.57)	\$634.00	(\$4,126.29)
Subtotal of Account Group: Assets	(\$29,622.94)	\$15,137.47	\$18,593.62	(\$519.57)	\$634.00	(\$4,126.29)
23124 - State Retirement System Contributions (Employee)	\$1,742.51	\$0.00	\$0.00	\$0.00	\$0.00	\$0.00
23125 - Health Insurance (Employee)	(\$2,946.98)	(\$153.56)	\$0.00	\$0.00	\$0.00	(\$363.08)
23126 - Unemployment Insurance	(\$611.11)	(\$11.91)	(\$6.99)	(\$0.21)	\$0.00	(\$21.23)
23127 - Workers' Compensation (Employee)	(\$37.96)	(\$0.03)	\$0.00	(\$0.01)	\$0.00	\$0.00
23134 - State Retirement System Contributions (Employer)	\$2,232.70	\$0.00	\$0.00	\$0.00	\$0.00	\$0.00
23135 - Health Insurance (Employer)	(\$4,661.31)	(\$231.04)	\$0.00	\$0.00	\$0.00	(\$546.30)
23137 - Workers' Compensation (Employer)	(\$48.25)	(\$0.04)	\$0.00	(\$0.01)	\$0.00	\$0.00
23141 - Federal Income Tax	(\$5,409.01)	(\$169.39)	\$0.00	(\$1.40)	\$0.00	(\$387.64)
23142 - State Income Tax	\$381.42	\$0.00	\$0.00	\$0.00	\$0.00	\$0.00
23143 - FICA (Employee)	(\$4,006.75)	(\$92.23)	\$0.00	(\$1.50)	\$0.00	(\$207.43)
23144 - Medicare (Employee)	(\$937.07)	(\$21.58)	\$0.00	(\$0.34)	\$0.00	(\$48.50)
23148 - Direct Deposit	(\$43,125.45)	(\$960.39)	\$0.00	(\$18.01)	\$0.00	(\$2,127.31)
23153 - FICA (Employer)	(\$4,006.75)	(\$92.23)	\$0.00	(\$1.50)	\$0.00	(\$207.43)
23154 - Medicare (Employer)	(\$937.07)	(\$21.58)	\$0.00	(\$0.34)	\$0.00	(\$48.50)
Subtotal of Account Type: Liability	(\$62,371.08)	(\$1,753.98)	(\$6.99)	(\$23.32)	\$0.00	(\$3,957.42)
Net Increase/Decrease	\$32,748.14	\$16,891.45	\$18,600.61	(\$496.25)	\$634.00	(\$168.87)
Subtotal of Account Type: Fund Balance/Retained Earnings	\$32,748.14	\$16,891.45	\$18,600.61	(\$496.25)	\$634.00	(\$168.87)
Subtotal of Account Group: Liabilities/Fund Balance	(\$29,622.94)	\$15,137.47	\$18,593.62	(\$519.57)	\$634.00	(\$4,126.29)

27107	27130	31600	31701	Total
\$1,605.21	\$500.00	\$1,863.26	\$937.09	\$5,001.85
\$1,605.21	\$500.00	\$1,863.26	\$937.09	\$5,001.85
\$1,605.21	\$500.00	\$1,863.26	\$937.09	\$5,001.85
\$0.00	\$0.00	\$0.00	\$0.00	\$1,742.51
\$0.00	\$0.00	\$0.00	\$0.00	(\$3,463.62)
\$0.00	\$0.00	\$0.00	\$0.00	(\$651.45)
\$0.00	\$0.00	\$0.00	\$0.00	(\$38.00)
\$0.00	\$0.00	\$0.00	\$0.00	\$2,232.70
\$0.00	\$0.00	\$0.00	\$0.00	(\$5,438.65)
\$0.00	\$0.00	\$0.00	\$0.00	(\$48.30)
\$0.00	\$0.00	\$0.00	\$0.00	(\$5,967.44)
\$0.00	\$0.00	\$0.00	\$0.00	\$381.42
\$0.00	\$0.00	\$0.00	\$0.00	(\$4,307.91)
\$0.00	\$0.00	\$0.00	\$0.00	(\$1,007.49)
\$0.00	\$0.00	\$0.00	\$0.00	(\$46,231.16)
\$0.00	\$0.00	\$0.00	\$0.00	(\$4,307.91)
\$0.00	\$0.00	\$0.00	\$0.00	(\$1,007.49)
\$0.00	\$0.00	\$0.00	\$0.00	(\$68,112.79)
\$1,605.21	\$500.00	\$1,863.26	\$937.09	\$73,114.64
\$1,605.21	\$500.00	\$1,863.26	\$937.09	\$73,114.64
\$1,605.21	\$500.00	\$1,863.26	\$937.09	\$5,001.85

Albuquerque Talent Statement of Revenues and

Cycle: FY2020-2021; Fund Class: [All]; Fund Columns: [All Non-Zero Funds]; Account Expression: [All]; Include Element Value: Yes;

Description	Total
11000 - Operational	\$138,921.86
24101 - Title I - IASA	\$25,160.32
24106 - Entitlement IDEA-B	\$19,276.09
24189 - Title IV - Student Supp Academic Achievement	\$634.00
24154 - Teacher/Principal Training & Recruiting	(\$496.25)
27107 - Literacy For Children @ Risk PED	\$1,605.21
27130 - Feminine Hygiene Products	\$500.00
31600 - Capital Improvements HB-33	\$1,863.26
31701 - Capital Improvements SB-9 Local	\$937.09
Total Revenue	\$188,401.58
11000 - Operational	\$106,173.72
24101 - Title I - IASA	\$8,268.87
24106 - Entitlement IDEA-B	\$675.48
24190 - CSI	\$168.87
Total Expenditure	\$115,286.94
Total Other Financing Sources (Uses)	\$0.00
Excess (deficiency) of revenues and other financing sources over expenditures and other financing uses	\$73,114.64
Fund Balance, Beginning of year	\$0.00
Fund Balance, End of year	\$73,114.64

Albuquerque Talent Development Academy

Account Summary Report

Cycle: FY2020-2021; Begin Date: 07/01/2020; End Date: 06/30/2021; Account Type: Revenue; Subtotal Elements: Fund,Function; Account Expression: ([Fund] >= "11000") ; Subtotal By Account Type: No; Include Unposted Transactions: No; Created On: 8/17/2020 5:33:50 PM

Account Code	Description	Actual (Date	Budget (YTD)	Actual (YTD)	Encumbrance (YTD)	Available (YTD)	% of Budget
11000-0000-41702-0000-001016-0000	Fees - Educational	\$0.00	(\$2,000.00)	\$0.00	\$0.00	(\$2,000.00)	0.00
11000-0000-43101-0000-001016-0000	State Equalization Guarantee	(\$138,921.86)	(\$1,667,061.00)	(\$138,921.86)	\$0.00	(\$1,528,139.14)	8.33
Subtotal of Element: [Function] 0000 - Revenue		(\$138,921.86)	(\$1,669,061.00)	(\$138,921.86)	\$0.00	(\$1,530,139.14)	8.32
Subtotal of Element: [Fund] 11000 - Operational		(\$138,921.86)	(\$1,669,061.00)	(\$138,921.86)	\$0.00	(\$1,530,139.14)	8.32
24101-0000-41924-0000-001016-0000	Flowthrough Grants from District	(\$25,160.32)	(\$28,616.00)	(\$25,160.32)	\$0.00	(\$3,455.68)	87.92
Subtotal of Element: [Function] 0000 - Revenue		(\$25,160.32)	(\$28,616.00)	(\$25,160.32)	\$0.00	(\$3,455.68)	87.92
Subtotal of Element: [Fund] 24101 - Title I - IASA		(\$25,160.32)	(\$28,616.00)	(\$25,160.32)	\$0.00	(\$3,455.68)	87.92
24106-0000-41924-0000-001016-0000	Flowthrough Grants from District	(\$19,276.09)	(\$48,773.00)	(\$19,276.09)	\$0.00	(\$29,496.91)	39.52
Subtotal of Element: [Function] 0000 - Revenue		(\$19,276.09)	(\$48,773.00)	(\$19,276.09)	\$0.00	(\$29,496.91)	39.52
Subtotal of Element: [Fund] 24106 - Entitlement IDEA-B		(\$19,276.09)	(\$48,773.00)	(\$19,276.09)	\$0.00	(\$29,496.91)	39.52
24153-0000-41924-0000-001016-0000	Flowthrough Grants from District	\$0.00	(\$1,140.00)	\$0.00	\$0.00	(\$1,140.00)	0.00
Subtotal of Element: [Function] 0000 - Revenue		\$0.00	(\$1,140.00)	\$0.00	\$0.00	(\$1,140.00)	0.00
Subtotal of Element: [Fund] 24153 - English Language Acquisition		\$0.00	(\$1,140.00)	\$0.00	\$0.00	(\$1,140.00)	0.00
24154-0000-41924-0000-001016-0000	Flowthrough Grants from District	\$496.25	(\$6,468.00)	\$496.25	\$0.00	(\$6,964.25)	-7.67
Subtotal of Element: [Function] 0000 - Revenue		\$496.25	(\$6,468.00)	\$496.25	\$0.00	(\$6,964.25)	-7.67
Subtotal of Element: [Fund] 24154 - Teacher/Principal Training & Recruiting		\$496.25	(\$6,468.00)	\$496.25	\$0.00	(\$6,964.25)	-7.67
24189-0000-41924-0000-001016-0000	Flowthrough Grants from District	(\$634.00)	\$0.00	(\$634.00)	\$0.00	\$634.00	0.00
Subtotal of Element: [Function] 0000 - Revenue		(\$634.00)	\$0.00	(\$634.00)	\$0.00	\$634.00	0.00
Subtotal of Element: [Fund] 24189 - Title IV - Student Supp Academic Achievement		(\$634.00)	\$0.00	(\$634.00)	\$0.00	\$634.00	0.00
24190-0000-41924-0000-001016-0000	Flowthrough Grants from District	\$0.00	(\$31,882.00)	\$0.00	\$0.00	(\$31,882.00)	0.00
Subtotal of Element: [Function] 0000 - Revenue		\$0.00	(\$31,882.00)	\$0.00	\$0.00	(\$31,882.00)	0.00
Subtotal of Element: [Fund] 24190 - CSI		\$0.00	(\$31,882.00)	\$0.00	\$0.00	(\$31,882.00)	0.00
24301-0000-41924-0000-001016-0000	Flowthrough Grants from District	\$0.00	(\$44,715.00)	\$0.00	\$0.00	(\$44,715.00)	0.00
Subtotal of Element: [Function] 0000 - Revenue		\$0.00	(\$44,715.00)	\$0.00	\$0.00	(\$44,715.00)	0.00
Subtotal of Element: [Fund] 24301 - CARES Act		\$0.00	(\$44,715.00)	\$0.00	\$0.00	(\$44,715.00)	0.00
27107-0000-43202-0000-001016-0000	State Flow-through Grant	(\$1,605.21)	\$0.00	(\$1,605.21)	\$0.00	\$1,605.21	0.00
27107-0000-43204-0000-001016-0000	Prior Year Balances	\$0.00	(\$273.00)	\$0.00	\$0.00	(\$273.00)	0.00
Subtotal of Element: [Function] 0000 - Revenue		(\$1,605.21)	(\$273.00)	(\$1,605.21)	\$0.00	\$1,332.21	587.99
Subtotal of Element: [Fund] 27107 - Literacy For Children @ Risk PED		(\$1,605.21)	(\$273.00)	(\$1,605.21)	\$0.00	\$1,332.21	587.99
27130-0000-41924-0000-001016-0000	Flowthrough Grants from District	(\$500.00)	\$0.00	(\$500.00)	\$0.00	\$500.00	0.00
Subtotal of Element: [Function] 0000 - Revenue		(\$500.00)	\$0.00	(\$500.00)	\$0.00	\$500.00	0.00
Subtotal of Element: [Fund] 27130 - Feminine Hygiene Products		(\$500.00)	\$0.00	(\$500.00)	\$0.00	\$500.00	0.00
31600-0000-41110-0000-001016-0000	Ad Valorem Taxes - School District	(\$1,863.26)	\$0.00	(\$1,863.26)	\$0.00	\$1,863.26	0.00
Subtotal of Element: [Function] 0000 - Revenue		(\$1,863.26)	\$0.00	(\$1,863.26)	\$0.00	\$1,863.26	0.00
Subtotal of Element: [Fund] 31600 - Capital Improvements HB-33		(\$1,863.26)	\$0.00	(\$1,863.26)	\$0.00	\$1,863.26	0.00
31700-0000-43204-0000-001016-0000	Prior Year Balances	\$0.00	(\$401.00)	\$0.00	\$0.00	(\$401.00)	0.00
Subtotal of Element: [Function] 0000 - Revenue		\$0.00	(\$401.00)	\$0.00	\$0.00	(\$401.00)	0.00
Subtotal of Element: [Fund] 31700 - Capital Improvements SB-9		\$0.00	(\$401.00)	\$0.00	\$0.00	(\$401.00)	0.00
31701-0000-41110-0000-001016-0000	Revenue	(\$937.09)	(\$52,434.00)	(\$937.09)	\$0.00	(\$51,496.91)	1.78
Subtotal of Element: [Function] 0000 - Revenue		(\$937.09)	(\$52,434.00)	(\$937.09)	\$0.00	(\$51,496.91)	1.79
Subtotal of Element: [Fund] 31701 - Capital Improvements SB-9 Local		(\$937.09)	(\$52,434.00)	(\$937.09)	\$0.00	(\$51,496.91)	1.79
Grand Total		(\$188,401.58)	(\$1,883,763.00)	(\$188,401.58)	\$0.00	(\$1,695,361.42)	10.00

Albuquerque Talent Development Academy

Account Summary Report

Cycle: FY2020-2021; Begin Date: 07/01/2020; End Date: 06/30/2021; Account Type: Expenditure; Subtotal Elements: Fund,Function; Account Expression: ([Fund] >= "11000") ; Subtotal By Account Type: No; Include Unposted Transactions: No; Created On: 8/17/2020 5:35:22 PM

Account Code	Description	Actual (Date)	Budget (YTD)	Actual (YTD)	Encumbrance (YTD)	Available (YTD)	% of Budget
11000-1000-51100-1010-001016-1411	Instruction-Salaries Expense	\$0.00	\$488,378.00	\$0.00	\$375,839.00	\$112,539.00	0.00
11000-1000-51100-1010-001016-1711	Instruction-Salaries Expense	\$0.00	\$29,166.00	\$0.00	\$28,043.36	\$1,122.64	0.00
11000-1000-51100-2000-001016-1412	Instruction-Salaries Expense	\$0.00	\$0.00	\$0.00	\$51,518.00	(\$51,518.00)	0.00
11000-1000-51100-4020-001016-1214	Instruction-Salaries Expense	\$0.00	\$62,400.00	\$0.00	\$0.00	\$62,400.00	0.00
11000-1000-51100-4025-001016-1412	Instruction-Salaries Expense	\$0.00	\$0.00	\$0.00	\$41,484.00	(\$41,484.00)	0.00
11000-1000-51300-1010-001016-1411	Instruction-Additional Compensation	\$0.00	\$5,500.00	\$0.00	\$34,834.90	(\$29,334.90)	0.00
11000-1000-51300-4025-001016-1412	Instruction-Additional Compensation	\$0.00	\$0.00	\$0.00	\$2,000.00	(\$2,000.00)	0.00
11000-1000-51300-9000-001016-1618	Instruction-Additional Compensation	\$0.00	\$5,000.00	\$0.00	\$1,000.00	\$4,000.00	0.00
11000-1000-51300-9000-001016-1624	Instruction-Additional Compensation	\$0.00	\$1,000.00	\$0.00	\$0.00	\$1,000.00	0.00
11000-1000-52111-0000-001016-0000	Instruction-Educational Retirement	\$0.00	\$80,959.00	\$0.00	\$75,662.01	\$5,296.99	0.00
11000-1000-52112-0000-001016-0000	Instruction-ERA - Retiree Health	\$0.00	\$11,443.00	\$0.00	\$10,694.21	\$748.79	0.00
11000-1000-52210-0000-001016-0000	Instruction-FICA Payments	\$0.00	\$35,796.00	\$0.00	\$24,562.29	\$11,233.71	0.00
11000-1000-52220-0000-001016-0000	Instruction-Medicare Payments	\$0.00	\$8,372.00	\$0.00	\$5,744.13	\$2,627.87	0.00
11000-1000-52311-0000-001016-0000	Instruction-Health and Medical Premiums	\$0.00	\$29,768.00	\$0.00	\$38,009.04	(\$8,241.04)	0.00
11000-1000-52312-0000-001016-0000	Instruction-Life	\$0.00	\$377.00	\$0.00	\$277.44	\$99.56	0.00
11000-1000-52313-0000-001016-0000	Instruction-Dental	\$0.00	\$2,346.00	\$0.00	\$2,658.72	(\$312.72)	0.00
11000-1000-52314-0000-001016-0000	Instruction-Vision	\$0.00	\$490.00	\$0.00	\$429.84	\$60.16	0.00
11000-1000-52315-0000-001016-0000	Instruction-Disability	\$0.00	\$0.00	\$0.00	\$452.16	(\$452.16)	0.00
11000-1000-52500-0000-001016-0000	Instruction-Unemployment Compensation	\$0.12	\$1,148.00	\$0.12	\$833.58	\$314.30	0.01
11000-1000-52710-0000-001016-0000	Instruction-Workers Compensation Premium	\$15,873.78	\$7,514.00	\$15,873.78	\$0.00	(\$8,359.78)	211.25
11000-1000-52720-0000-001016-0000	Instruction-Workers Compensation Employer's Fee	(\$0.30)	\$140.00	(\$0.30)	\$64.24	\$76.06	-0.21
11000-1000-53330-4020-001016-0000	Instruction-Professional Development	\$0.00	\$8,100.00	\$0.00	\$0.00	\$8,100.00	0.00
11000-1000-55915-9000-001016-0000	Instruction-Other Contract Services	\$0.00	\$4,775.00	\$0.00	\$0.00	\$4,775.00	0.00
11000-1000-56113-1010-001016-0000	Instruction-Software	\$0.00	\$0.00	\$0.00	\$2,927.81	(\$2,927.81)	0.00
11000-1000-56118-1010-001016-0000	Instruction-General Supplies and Materials	\$0.00	\$10,000.00	\$0.00	\$828.01	\$9,171.99	0.00
11000-1000-56118-2000-001016-0000	Instruction-General Supplies and Materials	\$0.00	\$0.00	\$0.00	\$110.00	(\$110.00)	0.00
11000-1000-56118-4020-001016-0000	Instruction-General Supplies and Materials	\$0.00	\$3,000.00	\$0.00	\$0.00	\$3,000.00	0.00
11000-1000-56118-9000-001016-0000	Instruction-General Supplies and Materials	\$0.00	\$1,000.00	\$0.00	\$0.00	\$1,000.00	0.00
11000-1000-57332-1010-001016-0000	Instruction-Supply Assets (\$5,000 or Less)	\$0.00	\$1,000.00	\$0.00	\$0.00	\$1,000.00	0.00
Subtotal of Element: [Function] 1000 - Instruction		\$15,873.60	\$797,672.00	\$15,873.60	\$697,972.74	\$83,825.66	1.99
11000-2100-51100-0000-001016-1214	Support Services-Students-Salaries Expense	\$0.00	\$0.00	\$0.00	\$60,600.00	(\$60,600.00)	0.00
11000-2100-51100-4025-001016-1211	Support Services-Students-Salaries Expense	\$0.00	\$71,660.00	\$0.00	\$0.00	\$71,660.00	0.00
11000-2100-51300-0000-001016-1214	Support Services-Students-Additional Compensation	\$500.00	\$200.00	\$500.00	\$200.00	(\$500.00)	250.00
11000-2100-52111-0000-001016-0000	Support Services-Students-Educational Retirement	\$70.75	\$14,963.00	\$70.75	\$8,603.26	\$6,288.99	0.47
11000-2100-52112-0000-001016-0000	Support Services-Students-ERA - Retiree Health	\$10.00	\$2,115.00	\$10.00	\$1,216.04	\$888.96	0.47
11000-2100-52210-0000-001016-0000	Support Services-Students-FICA Payments	\$31.00	\$6,557.00	\$31.00	\$0.00	\$6,526.00	0.47
11000-2100-52220-0000-001016-0000	Support Services-Students-Medicare Payments	\$7.25	\$1,534.00	\$7.25	\$0.00	\$1,526.75	0.47
11000-2100-52311-0000-001016-0000	Support Services-Students-Health and Medical	\$0.00	\$5,654.00	\$0.00	\$0.00	\$5,654.00	0.00
11000-2100-52312-0000-001016-0000	Support Services-Students-Life	\$0.00	\$73.00	\$0.00	\$27.14	\$45.86	0.00
11000-2100-52313-0000-001016-0000	Support Services-Students-Dental	\$0.00	\$540.00	\$0.00	\$0.00	\$540.00	0.00
11000-2100-52314-0000-001016-0000	Support Services-Students-Vision	\$0.00	\$96.00	\$0.00	\$0.00	\$96.00	0.00
11000-2100-52500-0000-001016-0000	Support Services-Students-Unemployment	\$0.00	\$205.00	\$0.00	\$85.13	\$119.87	0.00
11000-2100-52710-0000-001016-0000	Support Services-Students-Workers Compensation	\$0.00	\$1,376.00	\$0.00	\$0.00	\$1,376.00	0.00
11000-2100-52720-0000-001016-0000	Support Services-Students-Workers Compensation	\$0.00	\$25.00	\$0.00	\$9.20	\$15.80	0.00
11000-2100-53212-4025-001016-0000	Support Services-Students-Speech Therapists -	\$0.00	\$20,000.00	\$0.00	\$20,000.00	\$0.00	0.00

11000-2100-53414-0000-001016-0000	Support Services-Students-Other	\$0.00	\$0.00	\$0.00	\$100.00	(\$100.00)	0.00
11000-2100-53414-4020-001016-0000	Support Services-Students-Other	\$0.00	\$0.00	\$0.00	\$17,000.00	(\$17,000.00)	0.00
11000-2100-57332-0000-001016-0000	Support Services-Students-Supply Assets (\$5,000 or	\$0.00	\$43,144.00	\$0.00	\$0.00	\$43,144.00	0.00
Subtotal of Element: [Function] 2100 - Support		\$619.00	\$168,142.00	\$619.00	\$107,840.77	\$59,682.23	0.37
11000-2200-51100-0000-001016-1212	Support Services-Instruction-Salaries Expense	\$0.00	\$12,513.00	\$0.00	\$12,031.21	\$481.79	0.00
11000-2200-52210-0000-001016-0000	Support Services-Instruction-FICA Payments	\$0.00	\$776.00	\$0.00	\$745.90	\$30.10	0.00
11000-2200-52220-0000-001016-0000	Support Services-Instruction-Medicare Payments	\$0.00	\$182.00	\$0.00	\$174.47	\$7.53	0.00
11000-2200-52312-0000-001016-0000	Support Services-Instruction-Life	\$0.00	\$29.00	\$0.00	\$0.00	\$29.00	0.00
11000-2200-52500-0000-001016-0000	Support Services-Instruction-Unemployment	\$0.00	\$82.00	\$0.00	\$39.70	\$42.30	0.00
11000-2200-52710-0000-001016-0000	Support Services-Instruction-Workers Compensation	\$0.00	\$163.00	\$0.00	\$0.00	\$163.00	0.00
11000-2200-52720-0000-001016-0000	Support Services-Instruction-Workers Compensation	\$0.00	\$10.00	\$0.00	\$8.84	\$1.16	0.00
11000-2200-56118-0000-001016-0000	Support Services-Instruction-General Supplies and	\$2,430.00	\$0.00	\$2,430.00	\$329.80	(\$2,759.80)	0.00
Subtotal of Element: [Function] 2200 - Support		\$2,430.00	\$13,755.00	\$2,430.00	\$13,329.92	(\$2,004.92)	17.67
11000-2300-51100-0000-001016-1111	Support Services-General Administration-Salaries	\$4,080.00	\$98,800.00	\$4,080.00	\$93,840.00	\$880.00	4.12
11000-2300-52111-0000-001016-0000	Support Services-General Administration-Educational	\$577.32	\$13,981.00	\$577.32	\$13,278.36	\$125.32	4.12
11000-2300-52112-0000-001016-0000	Support Services-General Administration-ERA -	\$81.60	\$1,976.00	\$81.60	\$1,876.80	\$17.60	4.12
11000-2300-52210-0000-001016-0000	Support Services-General Administration-FICA	\$235.05	\$6,126.00	\$235.05	\$5,406.15	\$484.80	3.83
11000-2300-52220-0000-001016-0000	Support Services-General Administration-Medicare	\$54.97	\$1,433.00	\$54.97	\$1,264.31	\$113.72	3.83
11000-2300-52311-0000-001016-0000	Support Services-General Administration-Health and	\$371.22	\$9,097.00	\$371.22	\$8,909.28	(\$183.50)	4.08
11000-2300-52312-0000-001016-0000	Support Services-General Administration-Life	\$1.18	\$29.00	\$1.18	\$28.32	(\$0.50)	4.06
11000-2300-52313-0000-001016-0000	Support Services-General Administration-Dental	\$25.66	\$412.00	\$25.66	\$615.84	(\$229.50)	6.22
11000-2300-52314-0000-001016-0000	Support Services-General Administration-Vision	\$4.24	\$76.00	\$4.24	\$101.76	(\$30.00)	5.57
11000-2300-52500-0000-001016-0000	Support Services-General Administration-	\$0.00	\$82.00	\$0.00	\$85.14	(\$3.14)	0.00
11000-2300-52710-0000-001016-0000	Support Services-General Administration-Workers	\$0.00	\$1,285.00	\$0.00	\$0.00	\$1,285.00	0.00
11000-2300-52720-0000-001016-0000	Support Services-General Administration-Workers	\$0.00	\$10.00	\$0.00	\$9.20	\$0.80	0.00
11000-2300-53411-0000-001016-0000	Support Services-General Administration-Auditing	\$539.38	\$15,000.00	\$539.38	\$0.00	\$14,460.62	3.59
11000-2300-53413-0000-001016-0000	Support Services-General Administration-Legal	\$688.58	\$5,000.00	\$688.58	\$4,311.42	\$0.00	13.77
11000-2300-53711-0000-001016-0000	Support Services-General Administration-Other	\$1,200.00	\$1,200.00	\$1,200.00	\$0.00	\$0.00	100.00
11000-2300-55400-0000-001016-0000	Support Services-General Administration-Advertising	\$2,885.03	\$1,660.00	\$2,885.03	\$647.47	(\$1,872.50)	173.79
11000-2300-55812-0000-001016-0000	Support Services-General Administration-Board	\$0.00	\$2,500.00	\$0.00	\$0.00	\$2,500.00	0.00
Subtotal of Element: [Function] 2300 - Support		\$10,744.23	\$158,667.00	\$10,744.23	\$130,374.05	\$17,548.72	6.77
11000-2400-51100-0000-001016-1112	Support Services-School Administration-Salaries	\$3,125.00	\$68,588.00	\$3,125.00	\$71,875.00	(\$6,412.00)	4.55
11000-2400-51100-0000-001016-1217	Support Services-School Administration-Salaries	\$2,075.67	\$51,296.00	\$2,075.67	\$47,740.42	\$1,479.91	4.04
11000-2400-52111-0000-001016-0000	Support Services-School Administration-Educational	\$735.90	\$16,964.00	\$735.90	\$16,925.67	(\$697.57)	4.33
11000-2400-52112-0000-001016-0000	Support Services-School Administration-ERA -	\$104.01	\$2,398.00	\$104.01	\$2,392.23	(\$98.24)	4.33
11000-2400-52210-0000-001016-0000	Support Services-School Administration-FICA	\$284.87	\$7,433.00	\$284.87	\$6,552.00	\$596.13	3.83
11000-2400-52220-0000-001016-0000	Support Services-School Administration-Medicare	\$66.62	\$1,739.00	\$66.62	\$1,532.26	\$140.12	3.83
11000-2400-52311-0000-001016-0000	Support Services-School Administration-Health and	\$861.94	\$21,899.00	\$861.94	\$20,195.84	\$841.22	3.93
11000-2400-52312-0000-001016-0000	Support Services-School Administration-Life	\$2.36	\$58.00	\$2.36	\$55.46	\$0.18	4.06
11000-2400-52313-0000-001016-0000	Support Services-School Administration-Dental	\$38.49	\$971.00	\$38.49	\$898.10	\$34.41	3.96
11000-2400-52314-0000-001016-0000	Support Services-School Administration-Vision	\$8.48	\$204.00	\$8.48	\$199.28	(\$3.76)	4.15
11000-2400-52315-0000-001016-0000	Support Services-School Administration-Disability	\$9.56	\$0.00	\$9.56	\$229.69	(\$239.25)	0.00
11000-2400-52500-0000-001016-0000	Support Services-School Administration-	\$5.70	\$328.00	\$5.70	\$164.58	\$157.72	1.73
11000-2400-52710-0000-001016-0000	Support Services-School Administration-Workers	\$0.00	\$1,428.00	\$0.00	\$0.00	\$1,428.00	0.00
11000-2400-52720-0000-001016-0000	Support Services-School Administration-Workers	\$0.00	\$30.00	\$0.00	\$18.40	\$11.60	0.00
11000-2400-53330-0000-001016-0000	Support Services-School Administration-Professional	\$0.00	\$1,250.00	\$0.00	\$0.00	\$1,250.00	0.00
11000-2400-53711-0000-001016-0000	Support Services-School Administration-Other	\$1,925.00	\$4,500.00	\$1,925.00	\$0.00	\$2,575.00	42.77
11000-2400-54610-0000-001016-0000	Support Services-School Administration-Renting	\$0.00	\$1,750.00	\$0.00	\$0.00	\$1,750.00	0.00
11000-2400-55915-0000-001016-0000	Support Services-School Administration-Other	\$222.75	\$1,700.00	\$222.75	\$1,500.00	(\$22.75)	13.10
11000-2400-56118-0000-001016-0000	Support Services-School Administration-General	\$301.38	\$4,500.00	\$301.38	\$1,301.74	\$2,896.88	6.69
Subtotal of Element: [Function] 2400 - Support		\$9,767.73	\$187,036.00	\$9,767.73	\$171,580.67	\$5,687.60	5.22

11000-2500-51100-0000-001016-1114	Central Services-Salaries Expense	\$1,365.02	\$33,734.00	\$1,365.02	\$31,395.34	\$973.64	4.04
11000-2500-51100-0000-001016-1115	Central Services-Salaries Expense	\$2,679.08	\$65,560.00	\$2,679.08	\$61,618.92	\$1,262.00	4.08
11000-2500-51300-0000-001016-1217	Central Services-Additional Compensation	\$0.00	\$500.00	\$0.00	\$500.00	\$0.00	0.00
11000-2500-52111-0000-001016-0000	Central Services-Educational Retirement	\$572.24	\$14,050.00	\$572.24	\$13,161.48	\$316.28	4.07
11000-2500-52112-0000-001016-0000	Central Services-ERA - Retiree Health	\$80.88	\$1,986.00	\$80.88	\$1,860.20	\$44.92	4.07
11000-2500-52210-0000-001016-0000	Central Services-FICA Payments	\$233.83	\$6,188.00	\$233.83	\$1,783.61	\$4,170.56	3.77
11000-2500-52220-0000-001016-0000	Central Services-Medicare Payments	\$54.69	\$1,447.00	\$54.69	\$417.03	\$975.28	3.77
11000-2500-52311-0000-001016-0000	Central Services-Health and Medical Premiums	\$265.20	\$6,499.00	\$265.20	\$6,364.80	(\$131.00)	4.08
11000-2500-52312-0000-001016-0000	Central Services-Life	\$2.36	\$58.00	\$2.36	\$56.64	(\$1.00)	4.06
11000-2500-52313-0000-001016-0000	Central Services-Dental	\$17.16	\$433.00	\$17.16	\$411.84	\$4.00	3.96
11000-2500-52314-0000-001016-0000	Central Services-Vision	\$3.91	\$91.00	\$3.91	\$93.84	(\$6.75)	4.29
11000-2500-52500-0000-001016-0000	Central Services-Unemployment Compensation	\$4.06	\$164.00	\$4.06	\$167.89	(\$7.95)	2.47
11000-2500-52710-0000-001016-0000	Central Services-Workers Compensation Premium	\$0.00	\$1,299.00	\$0.00	\$0.00	\$1,299.00	0.00
11000-2500-52720-0000-001016-0000	Central Services-Workers Compensation Employer's	\$0.00	\$20.00	\$0.00	\$18.76	\$1.24	0.00
11000-2500-53330-0000-001016-0000	Central Services-Professional Development	\$0.00	\$750.00	\$0.00	\$0.00	\$750.00	0.00
11000-2500-53414-0000-001016-0000	Central Services-Other Professional/Technical	\$3,992.63	\$31,000.00	\$3,992.63	\$19,700.00	\$7,307.37	12.87
11000-2500-53711-0000-001016-0000	Central Services-Other Charges	\$0.00	\$925.00	\$0.00	\$0.00	\$925.00	0.00
11000-2500-54630-0000-001016-0000	Central Services-Rentals - Computers and Related	\$234.18	\$2,250.00	\$234.18	\$1,197.82	\$818.00	10.40
11000-2500-55813-0000-001016-0000	Central Services-Employee Travel - Non-Teachers	\$171.91	\$400.00	\$171.91	\$0.00	\$228.09	42.97
11000-2500-55915-0000-001016-0000	Central Services-Other Contract Services	\$2,400.00	\$4,870.00	\$2,400.00	\$475.00	\$1,995.00	49.28
11000-2500-56113-0000-001016-0000	Central Services-Software	\$11,623.69	\$14,000.00	\$11,623.69	\$786.45	\$1,589.86	83.02
11000-2500-56118-0000-001016-0000	Central Services-General Supplies and Materials	\$671.33	\$78,376.00	\$671.33	\$2,093.87	\$75,610.80	0.85
Subtotal of Element: [Function] 2500 - Central		\$24,372.17	\$264,600.00	\$24,372.17	\$142,103.49	\$98,124.34	9.21
11000-2600-54311-0000-001016-0000	Operation & Maintenance of Plant-Maintenance &	\$0.00	\$2,750.00	\$0.00	\$1.00	\$2,749.00	0.00
11000-2600-54312-0000-001016-0000	Operation & Maintenance of Plant-Maintenance &	\$944.39	\$1,000.00	\$944.39	\$215.00	(\$159.39)	94.43
11000-2600-54411-0000-001016-0000	Operation & Maintenance of Plant-Electricity	\$2,861.81	\$38,000.00	\$2,861.81	\$35,138.19	\$0.00	7.53
11000-2600-54415-0000-001016-0000	Operation & Maintenance of Plant-Water/Sewage	\$941.03	\$9,750.00	\$941.03	\$8,239.25	\$569.72	9.65
11000-2600-54416-0000-001016-0000	Operation & Maintenance of Plant-Communication	\$1,842.57	\$7,350.00	\$1,842.57	\$9,639.99	(\$4,132.56)	25.06
11000-2600-54610-0000-001016-0000	Operation & Maintenance of Plant-Renting Land and	\$44,000.00	\$144,000.00	\$44,000.00	\$66,000.00	\$34,000.00	30.55
11000-2600-54620-0000-001016-0000	Operation & Maintenance of Plant-Rental - Equipment	\$474.66	\$2,900.00	\$474.66	\$2,425.34	\$0.00	16.36
11000-2600-55200-0000-001016-0000	Operation & Maintenance of Plant-Property/Liability	\$20,725.17	\$23,460.00	\$20,725.17	\$3,044.20	(\$309.37)	88.34
11000-2600-55915-0000-001016-0000	Operation & Maintenance of Plant-Other Contract	\$55.83	\$61,250.00	\$55.83	\$25,000.00	\$36,194.17	0.09
11000-2600-56118-0000-001016-0000	Operation & Maintenance of Plant-General Supplies	\$59.90	\$3,800.00	\$59.90	\$259.99	\$3,480.11	1.57
Subtotal of Element: [Function] 2600 - Operation		\$71,905.36	\$294,260.00	\$71,905.36	\$149,962.96	\$72,391.68	24.44
11000-3100-51100-0000-001016-1617	Food Services Operations-Salaries Expense	\$0.00	\$7,839.00	\$0.00	\$0.00	\$7,839.00	0.00
11000-3100-52111-0000-001016-0000	Food Services Operations-Educational Retirement	\$0.00	\$1,110.00	\$0.00	\$0.00	\$1,110.00	0.00
11000-3100-52112-0000-001016-0000	Food Services Operations-ERA - Retiree Health	\$0.00	\$157.00	\$0.00	\$0.00	\$157.00	0.00
11000-3100-52210-0000-001016-0000	Food Services Operations-FICA Payments	\$0.00	\$486.00	\$0.00	\$0.00	\$486.00	0.00
11000-3100-52220-0000-001016-0000	Food Services Operations-Medicare Payments	\$0.00	\$114.00	\$0.00	\$0.00	\$114.00	0.00
11000-3100-52312-0000-001016-0000	Food Services Operations-Life	\$0.00	\$29.00	\$0.00	\$0.00	\$29.00	0.00
11000-3100-52500-0000-001016-0000	Food Services Operations-Unemployment	\$0.00	\$82.00	\$0.00	\$0.00	\$82.00	0.00
11000-3100-52710-0000-001016-0000	Food Services Operations-Workers Compensation	\$0.00	\$102.00	\$0.00	\$0.00	\$102.00	0.00
11000-3100-52720-0000-001016-0000	Food Services Operations-Workers Compensation	\$0.00	\$10.00	\$0.00	\$0.00	\$10.00	0.00
Subtotal of Element: [Function] 3100 - Food		\$0.00	\$9,929.00	\$0.00	\$0.00	\$9,929.00	0.00
Subtotal of Element: [Fund] 11000 - Operational		\$135,712.09	\$1,894,061.00	\$135,712.09	\$1,413,164.60	\$345,184.31	7.17
14000-1000-56108-1010-001016-0000	Instruction-Instructional Materials Credit - 50% Other	\$0.00	\$531.00	\$0.00	\$874.00	(\$343.00)	0.00
14000-1000-56111-1010-001016-0000	Instruction-Instructional Materials Cash - 50%	\$0.00	\$1,593.00	\$0.00	\$1,746.25	(\$153.25)	0.00
Subtotal of Element: [Function] 1000 - Instruction		\$0.00	\$2,124.00	\$0.00	\$2,620.25	(\$496.25)	0.00
Subtotal of Element: [Fund] 14000 - Total		\$0.00	\$2,124.00	\$0.00	\$2,620.25	(\$496.25)	0.00
21000-3100-56118-0000-001016-0000	Food Services Operations-General Supplies and	\$0.00	\$1,500.00	\$0.00	\$0.00	\$1,500.00	0.00
Subtotal of Element: [Function] 3100 - Food		\$0.00	\$1,500.00	\$0.00	\$0.00	\$1,500.00	0.00

Subtotal of Element: [Fund] 21000 - Food		\$0.00	\$1,500.00	\$0.00	\$0.00	\$1,500.00	0.00
24101-1000-51300-1010-001016-1411	Instruction-Additional Compensation	\$0.00	\$1,000.00	\$0.00	\$1,000.00	\$0.00	0.00
24101-1000-52111-0000-001016-0000	Instruction-Educational Retirement	\$0.00	\$149.00	\$0.00	\$141.60	\$7.40	0.00
24101-1000-52112-0000-001016-0000	Instruction-ERA - Retiree Health	\$0.00	\$30.00	\$0.00	\$19.92	\$10.08	0.00
24101-1000-52210-0000-001016-0000	Instruction-FICA Payments	\$0.00	\$62.00	\$0.00	\$54.00	\$8.00	0.00
24101-1000-52220-0000-001016-0000	Instruction-Medicare Payments	\$0.00	\$18.00	\$0.00	\$12.72	\$5.28	0.00
24101-1000-52312-0000-001016-0000	Instruction-Life	\$0.00	\$1.00	\$0.00	\$0.00	\$1.00	0.00
24101-1000-52500-0000-001016-0000	Instruction-Unemployment Compensation	\$0.00	\$7.00	\$0.00	\$1.35	\$5.65	0.00
24101-1000-52710-0000-001016-0000	Instruction-Workers Compensation Premium	\$168.87	\$0.00	\$168.87	\$0.00	(\$168.87)	0.00
24101-1000-52720-0000-001016-0000	Instruction-Workers Compensation Employer's Fee	\$0.00	\$0.00	\$0.00	\$0.16	(\$0.16)	0.00
24101-1000-56113-1010-001016-0000	Instruction-Software	\$9,100.00	\$12,250.00	\$9,100.00	\$0.00	\$3,150.00	74.28
24101-1000-56118-1010-001016-0000	Instruction-General Supplies and Materials	\$0.00	\$999.00	\$0.00	\$570.00	\$429.00	0.00
Subtotal of Element: [Function] 1000 - Instruction		\$9,268.87	\$14,516.00	\$9,268.87	\$1,799.75	\$3,447.38	63.85
24101-2100-51100-2000-001016-1214	Support Services-Students-Salaries Expense	\$0.00	\$10,750.00	\$0.00	\$0.00	\$10,750.00	0.00
24101-2100-52111-0000-001016-0000	Support Services-Students-Educational Retirement	\$0.00	\$1,603.00	\$0.00	\$0.00	\$1,603.00	0.00
24101-2100-52112-0000-001016-0000	Support Services-Students-ERA - Retiree Health	\$0.00	\$269.00	\$0.00	\$0.00	\$269.00	0.00
24101-2100-52210-0000-001016-0000	Support Services-Students-FICA Payments	\$0.00	\$667.00	\$0.00	\$0.00	\$667.00	0.00
24101-2100-52220-0000-001016-0000	Support Services-Students-Medicare Payments	\$0.00	\$156.00	\$0.00	\$0.00	\$156.00	0.00
24101-2100-52312-0000-001016-0000	Support Services-Students-Life	\$0.00	\$8.00	\$0.00	\$0.00	\$8.00	0.00
24101-2100-52500-0000-001016-0000	Support Services-Students-Unemployment	\$0.00	\$4.00	\$0.00	\$0.00	\$4.00	0.00
24101-2100-52710-0000-001016-0000	Support Services-Students-Workers Compensation	\$0.00	\$110.00	\$0.00	\$0.00	\$110.00	0.00
24101-2100-53711-0000-001016-0000	Support Services-Students-Other Charges	\$0.00	\$250.00	\$0.00	\$0.00	\$250.00	0.00
24101-2100-56118-0000-001016-0000	Support Services-Students-General Supplies and	\$0.00	\$283.00	\$0.00	\$0.00	\$283.00	0.00
Subtotal of Element: [Function] 2100 - Support		\$0.00	\$14,100.00	\$0.00	\$0.00	\$14,100.00	0.00
Subtotal of Element: [Fund] 24101 - Title I - IASA		\$9,268.87	\$28,616.00	\$9,268.87	\$1,799.75	\$17,547.38	32.39
24103-1000-56113-1010-001016-0000	Instruction-Software	\$0.00	\$0.00	\$0.00	\$500.00	(\$500.00)	0.00
Subtotal of Element: [Function] 1000 - Instruction		\$0.00	\$0.00	\$0.00	\$500.00	(\$500.00)	0.00
Subtotal of Element: [Fund] 24103 - Migrant		\$0.00	\$0.00	\$0.00	\$500.00	(\$500.00)	0.00
24106-1000-51100-2000-001016-1412	Instruction-Salaries Expense	\$0.00	\$38,570.00	\$0.00	\$0.00	\$38,570.00	0.00
24106-1000-52111-0000-001016-0000	Instruction-Educational Retirement	\$0.00	\$5,405.00	\$0.00	\$0.00	\$5,405.00	0.00
24106-1000-52112-0000-001016-0000	Instruction-ERA - Retiree Health	\$0.00	\$764.00	\$0.00	\$0.00	\$764.00	0.00
24106-1000-52210-0000-001016-0000	Instruction-FICA Payments	\$0.00	\$2,368.00	\$0.00	\$0.00	\$2,368.00	0.00
24106-1000-52220-0000-001016-0000	Instruction-Medicare Payments	\$0.00	\$534.00	\$0.00	\$0.00	\$534.00	0.00
24106-1000-52312-0000-001016-0000	Instruction-Life	\$0.00	\$29.00	\$0.00	\$0.00	\$29.00	0.00
24106-1000-52313-0000-001016-0000	Instruction-Dental	\$0.00	\$466.00	\$0.00	\$0.00	\$466.00	0.00
24106-1000-52314-0000-001016-0000	Instruction-Vision	\$0.00	\$73.00	\$0.00	\$0.00	\$73.00	0.00
24106-1000-52500-0000-001016-0000	Instruction-Unemployment Compensation	\$0.00	\$59.00	\$0.00	\$0.00	\$59.00	0.00
24106-1000-52710-0000-001016-0000	Instruction-Workers Compensation Premium	\$675.48	\$497.00	\$675.48	\$0.00	(\$178.48)	135.91
24106-1000-52720-0000-001016-0000	Instruction-Workers Compensation Employer's Fee	\$0.00	\$8.00	\$0.00	\$0.00	\$8.00	0.00
Subtotal of Element: [Function] 1000 - Instruction		\$675.48	\$48,773.00	\$675.48	\$0.00	\$48,097.52	1.38
24106-2100-53211-2000-001016-0000	Support Services-Students-Diagnosticians -	\$0.00	\$0.00	\$0.00	\$8,000.00	(\$8,000.00)	0.00
Subtotal of Element: [Function] 2100 - Support		\$0.00	\$0.00	\$0.00	\$8,000.00	(\$8,000.00)	0.00
Subtotal of Element: [Fund] 24106 - Entitlement		\$675.48	\$48,773.00	\$675.48	\$8,000.00	\$40,097.52	1.38
24153-1000-56113-1010-001016-0000	Instruction-Software	\$0.00	\$1,140.00	\$0.00	\$0.00	\$1,140.00	0.00
Subtotal of Element: [Function] 1000 - Instruction		\$0.00	\$1,140.00	\$0.00	\$0.00	\$1,140.00	0.00
Subtotal of Element: [Fund] 24153 - English		\$0.00	\$1,140.00	\$0.00	\$0.00	\$1,140.00	0.00
24154-1000-51300-1010-001016-1411	Instruction-Additional Compensation	\$0.00	\$2,000.00	\$0.00	\$0.00	\$2,000.00	0.00
24154-1000-53330-1010-001016-0000	Instruction-Professional Development	\$0.00	\$4,468.00	\$0.00	\$770.00	\$3,698.00	0.00
Subtotal of Element: [Function] 1000 - Instruction		\$0.00	\$6,468.00	\$0.00	\$770.00	\$5,698.00	0.00
Subtotal of Element: [Fund] 24154 -		\$0.00	\$6,468.00	\$0.00	\$770.00	\$5,698.00	0.00
24190-1000-51100-1010-001016-1411	Instruction-Salaries Expense	\$0.00	\$10,775.00	\$0.00	\$10,371.00	\$404.00	0.00

24190-1000-52111-0000-001016-0000	Instruction-Educational Retirement	\$0.00	\$1,525.00	\$0.00	\$1,467.60	\$57.40	0.00
24190-1000-52112-0000-001016-0000	Instruction-ERA - Retiree Health	\$0.00	\$216.00	\$0.00	\$207.36	\$8.64	0.00
24190-1000-52210-0000-001016-0000	Instruction-FICA Payments	\$0.00	\$668.00	\$0.00	\$569.04	\$98.96	0.00
24190-1000-52220-0000-001016-0000	Instruction-Medicare Payments	\$0.00	\$156.00	\$0.00	\$132.96	\$23.04	0.00
24190-1000-52311-0000-001016-0000	Instruction-Health and Medical Premiums	\$0.00	\$0.00	\$0.00	\$1,766.40	(\$1,766.40)	0.00
24190-1000-52312-0000-001016-0000	Instruction-Life	\$0.00	\$0.00	\$0.00	\$5.76	(\$5.76)	0.00
24190-1000-52313-0000-001016-0000	Instruction-Dental	\$0.00	\$0.00	\$0.00	\$78.48	(\$78.48)	0.00
24190-1000-52314-0000-001016-0000	Instruction-Vision	\$0.00	\$0.00	\$0.00	\$15.12	(\$15.12)	0.00
24190-1000-52500-0000-001016-0000	Instruction-Unemployment Compensation	\$0.00	\$82.00	\$0.00	\$16.37	\$65.63	0.00
24190-1000-52710-0000-001016-0000	Instruction-Workers Compensation Premium	\$168.87	\$141.00	\$168.87	\$0.00	(\$27.87)	119.76
24190-1000-55915-1010-001016-0000	Instruction-Other Contract Services	\$0.00	\$0.00	\$0.00	\$31,882.00	(\$31,882.00)	0.00
24190-1000-56113-1010-001016-0000	Instruction-Software	\$0.00	\$0.00	\$0.00	\$26,507.19	(\$26,507.19)	0.00
Subtotal of Element: [Function] 1000 - Instruction		\$168.87	\$13,563.00	\$168.87	\$73,019.28	(\$59,625.15)	1.25
24190-2100-53218-2000-001016-0000	Support Services-Students-Specialists - Contracted	\$0.00	\$18,319.00	\$0.00	\$0.00	\$18,319.00	0.00
Subtotal of Element: [Function] 2100 - Support		\$0.00	\$18,319.00	\$0.00	\$0.00	\$18,319.00	0.00
Subtotal of Element: [Fund] 24190 - CSI		\$168.87	\$31,882.00	\$168.87	\$73,019.28	(\$41,306.15)	0.53
24301-1000-53330-1010-001016-0000	Instruction-Professional Development	\$0.00	\$0.00	\$0.00	\$700.00	(\$700.00)	0.00
24301-1000-56112-1010-001016-0000	Instruction-Other Textbooks	\$0.00	\$0.00	\$0.00	\$6,060.00	(\$6,060.00)	0.00
24301-1000-56113-1010-001016-0000	Instruction-Software	\$0.00	\$14,715.00	\$0.00	\$1,800.00	\$12,915.00	0.00
Subtotal of Element: [Function] 1000 - Instruction		\$0.00	\$14,715.00	\$0.00	\$8,560.00	\$6,155.00	0.00
24301-2600-56118-0000-001016-0000	Operation & Maintenance of Plant-General Supplies	\$582.30	\$30,000.00	\$582.30	\$174.36	\$29,243.34	1.94
Subtotal of Element: [Function] 2600 - Operation		\$582.30	\$30,000.00	\$582.30	\$174.36	\$29,243.34	1.94
Subtotal of Element: [Fund] 24301 - CARES Act		\$582.30	\$44,715.00	\$582.30	\$8,734.36	\$35,398.34	1.30
27107-2200-56114-0000-001016-0000	Support Services-Instruction-Library And Audio-	\$0.00	\$273.00	\$0.00	\$1,065.66	(\$792.66)	0.00
Subtotal of Element: [Function] 2200 - Support		\$0.00	\$273.00	\$0.00	\$1,065.66	(\$792.66)	0.00
Subtotal of Element: [Fund] 27107 - Literacy For		\$0.00	\$273.00	\$0.00	\$1,065.66	(\$792.66)	0.00
27109-1000-56108-1010-001016-0000	Instruction-Instructional Materials Credit - 50% Other	\$0.00	\$3,009.00	\$0.00	\$0.00	\$3,009.00	0.00
27109-1000-56111-1010-001016-0000	Instruction-Instructional Materials Cash - 50%	\$3,724.95	\$0.00	\$3,724.95	\$462.14	(\$4,187.09)	0.00
Subtotal of Element: [Function] 1000 - Instruction		\$3,724.95	\$3,009.00	\$3,724.95	\$462.14	(\$1,178.09)	123.79
Subtotal of Element: [Fund] 27109 - PED Safety in		\$3,724.95	\$3,009.00	\$3,724.95	\$462.14	(\$1,178.09)	123.79
31600-4000-54640-0000-001016-0000	Capital Outlay-Rentals - Lease to Purchase	\$0.00	\$361,376.00	\$0.00	\$0.00	\$361,376.00	0.00
Subtotal of Element: [Function] 4000 - Capital		\$0.00	\$361,376.00	\$0.00	\$0.00	\$361,376.00	0.00
Subtotal of Element: [Fund] 31600 - Capital		\$0.00	\$361,376.00	\$0.00	\$0.00	\$361,376.00	0.00
31700-4000-54315-0000-001016-0000	Capital Outlay-Maintenance & Repair -	\$0.00	\$401.00	\$0.00	\$0.00	\$401.00	0.00
Subtotal of Element: [Function] 4000 - Capital		\$0.00	\$401.00	\$0.00	\$0.00	\$401.00	0.00
Subtotal of Element: [Fund] 31700 - Capital		\$0.00	\$401.00	\$0.00	\$0.00	\$401.00	0.00
31701-4000-54315-0000-001016-0000	Capital Outlay-Maintenance & Repair -	\$0.00	\$52,434.00	\$0.00	\$0.00	\$52,434.00	0.00
31701-4000-56113-0000-001016-0000	Capital Outlay-Software	\$0.00	\$4,850.00	\$0.00	\$1,042.50	\$3,807.50	0.00
31701-4000-56118-0000-001016-0000	Capital Outlay-General Supplies and Materials	\$0.00	\$84,691.00	\$0.00	\$0.00	\$84,691.00	0.00
31701-4000-57332-0000-001016-0000	Capital Outlay-Supply Assets (\$5,000 or Less)	\$0.00	\$34,591.00	\$0.00	\$170.65	\$34,420.35	0.00
Subtotal of Element: [Function] 4000 - Capital		\$0.00	\$176,566.00	\$0.00	\$1,213.15	\$175,352.85	0.00
Subtotal of Element: [Fund] 31701 - Capital		\$0.00	\$176,566.00	\$0.00	\$1,213.15	\$175,352.85	0.00
Grand Total		\$150,132.56	\$2,600,904.00	\$150,132.56	\$1,511,349.19	\$939,422.25	5.77

Albuquerque Talent Development Academy

Rollup Report

Cycle: FY2020-2021; 1st Detail Element: Object; 1st Detail Level: Highest; 2nd Detail Element: None; 2nd Detail Level: None; 3rd Detail Element: None; 3rd Detail Level: None; 4th Detail Element: None; 4th Detail Level: None; 5th Detail Element: None; 5th Detail Level: None; Account Expression: ([Object] > "51000") ; 1st Subtotal Element: Fund; 1st Subtotal Rollup Level: Lowest; 2nd Subtotal Element: None; 2nd Subtotal Rollup Level: None; 3rd Subtotal Element: None; 3rd Subtotal Rollup Level: None; 4th Subtotal Element: None; 4th Subtotal Rollup Level: None; 5th Subtotal Element: None; 5th Subtotal Rollup Level: None; Begin Date: 07/01/2020; End Date: 06/30/2021; Subtotal on Account Type: No; Include Encumbrances: Yes; Created On: 8/17/2020 5:32:35 PM

Object	Actuals (Selected)	Adopted Budget	Current Budget	Actuals (YTD)	Encumbrances (YTD)	Available	% of Budget
51000 - Personnel Services - Compensation	\$13,824.77	\$1,002,134.00	\$1,002,134.00	\$13,824.77	\$914,520.15	\$73,789.08	1.38
52000 - Personnel Services - Employee Benefits	\$20,696.10	\$335,017.00	\$335,017.00	\$20,696.10	\$275,372.10	\$38,948.80	6.18
53000 - Purchased Professional and Technical Services	\$8,345.59	\$87,725.00	\$87,725.00	\$8,345.59	\$61,111.42	\$18,267.99	9.51
54000 - Purchased Property Services	\$51,298.64	\$209,750.00	\$209,750.00	\$51,298.64	\$122,856.59	\$35,594.77	24.46
55000 - Other Purchased Services	\$26,460.69	\$100,615.00	\$100,615.00	\$26,460.69	\$30,666.67	\$43,487.64	26.30
56000 - Supplies	\$15,086.30	\$114,676.00	\$114,676.00	\$15,086.30	\$8,637.67	\$90,952.03	13.16
57000 - Property	\$0.00	\$44,144.00	\$44,144.00	\$0.00	\$0.00	\$44,144.00	0.00
Subtotal of Element: [Fund] 11000 - Operational	\$135,712.09	\$1,894,061.00	\$1,894,061.00	\$135,712.09	\$1,413,164.60	\$345,184.31	
51000 - Personnel Services - Compensation	\$0.00	\$11,750.00	\$11,750.00	\$0.00	\$1,000.00	\$10,750.00	0.00
52000 - Personnel Services - Employee Benefits	\$168.87	\$3,084.00	\$3,084.00	\$168.87	\$229.75	\$2,685.38	5.48
53000 - Purchased Professional and Technical Services	\$0.00	\$250.00	\$250.00	\$0.00	\$0.00	\$250.00	0.00
56000 - Supplies	\$9,100.00	\$13,532.00	\$13,532.00	\$9,100.00	\$570.00	\$3,862.00	67.25
Subtotal of Element: [Fund] 24101 - Title I - IASA	\$9,268.87	\$28,616.00	\$28,616.00	\$9,268.87	\$1,799.75	\$17,547.38	
51000 - Personnel Services - Compensation	\$0.00	\$38,570.00	\$38,570.00	\$0.00	\$0.00	\$38,570.00	0.00
52000 - Personnel Services - Employee Benefits	\$675.48	\$10,203.00	\$10,203.00	\$675.48	\$0.00	\$9,527.52	6.62
53000 - Purchased Professional and Technical Services	\$0.00	\$0.00	\$0.00	\$0.00	\$8,000.00	(\$8,000.00)	
Subtotal of Element: [Fund] 24106 - Entitlement IDEA-B	\$675.48	\$48,773.00	\$48,773.00	\$675.48	\$8,000.00	\$40,097.52	
51000 - Personnel Services - Compensation	\$0.00	\$2,000.00	\$2,000.00	\$0.00	\$0.00	\$2,000.00	0.00
53000 - Purchased Professional and Technical Services	\$0.00	\$4,468.00	\$4,468.00	\$0.00	\$770.00	\$3,698.00	0.00
Subtotal of Element: [Fund] 24154 - Teacher/Principal Training & Recruiting	\$0.00	\$6,468.00	\$6,468.00	\$0.00	\$770.00	\$5,698.00	
51000 - Personnel Services - Compensation	\$0.00	\$10,775.00	\$10,775.00	\$0.00	\$10,371.00	\$404.00	0.00
52000 - Personnel Services - Employee Benefits	\$168.87	\$2,788.00	\$2,788.00	\$168.87	\$4,259.09	(\$1,639.96)	6.06
53000 - Purchased Professional and Technical Services	\$0.00	\$18,319.00	\$18,319.00	\$0.00	\$0.00	\$18,319.00	0.00
55000 - Other Purchased Services	\$0.00	\$0.00	\$0.00	\$0.00	\$31,882.00	(\$31,882.00)	
56000 - Supplies	\$0.00	\$0.00	\$0.00	\$0.00	\$26,507.19	(\$26,507.19)	
Subtotal of Element: [Fund] 24190 - CSI	\$168.87	\$31,882.00	\$31,882.00	\$168.87	\$73,019.28	(\$41,306.15)	
53000 - Purchased Professional and Technical Services	\$0.00	\$0.00	\$0.00	\$0.00	\$700.00	(\$700.00)	
56000 - Supplies	\$582.30	\$44,715.00	\$44,715.00	\$582.30	\$8,034.36	\$36,098.34	1.30
Subtotal of Element: [Fund] 24301 - CARES Act	\$582.30	\$44,715.00	\$44,715.00	\$582.30	\$8,734.36	\$35,398.34	
53000 - Purchased Professional and Technical Services	\$0.00	\$361,376.00	\$361,376.00	\$0.00	\$0.00	\$361,376.00	0.00
Subtotal of Element: [Fund] 31600 - Capital Improvements HB-33	\$0.00	\$361,376.00	\$361,376.00	\$0.00	\$0.00	\$361,376.00	
54000 - Purchased Property Services	\$0.00	\$401.00	\$401.00	\$0.00	\$0.00	\$401.00	0.00
Subtotal of Element: [Fund] 31700 - Capital Improvements SB-9	\$0.00	\$401.00	\$401.00	\$0.00	\$0.00	\$401.00	
54000 - Purchased Property Services	\$0.00	\$52,434.00	\$52,434.00	\$0.00	\$0.00	\$52,434.00	0.00
56000 - Supplies	\$0.00	\$89,541.00	\$89,541.00	\$0.00	\$1,042.50	\$88,498.50	0.00
57000 - Property	\$0.00	\$34,591.00	\$34,591.00	\$0.00	\$170.65	\$34,420.35	0.00
Subtotal of Element: [Fund] 31701 - Capital Improvements SB-9 Local	\$0.00	\$176,566.00	\$176,566.00	\$0.00	\$1,213.15	\$175,352.85	
56000 - Supplies	\$0.00	\$2,124.00	\$2,124.00	\$0.00	\$2,620.25	(\$496.25)	0.00
Subtotal of Element: [Fund] 14000 - Total Instructional Materials Sub-Fund	\$0.00	\$2,124.00	\$2,124.00	\$0.00	\$2,620.25	(\$496.25)	
56000 - Supplies	\$0.00	\$1,500.00	\$1,500.00	\$0.00	\$0.00	\$1,500.00	0.00
Subtotal of Element: [Fund] 21000 - Food Services	\$0.00	\$1,500.00	\$1,500.00	\$0.00	\$0.00	\$1,500.00	
56000 - Supplies	\$0.00	\$0.00	\$0.00	\$0.00	\$500.00	(\$500.00)	
Subtotal of Element: [Fund] 24103 - Migrant Children Education	\$0.00	\$0.00	\$0.00	\$0.00	\$500.00	(\$500.00)	
56000 - Supplies	\$0.00	\$1,140.00	\$1,140.00	\$0.00	\$0.00	\$1,140.00	0.00
Subtotal of Element: [Fund] 24153 - English Language Acquisition	\$0.00	\$1,140.00	\$1,140.00	\$0.00	\$0.00	\$1,140.00	

56000 - Supplies	\$0.00	\$273.00	\$273.00	\$0.00	\$1,065.66	(\$792.66)	0.00
Subtotal of Element: [Fund] 27107 - Literacy For Children @ Risk PED	\$0.00	\$273.00	\$273.00	\$0.00	\$1,065.66	(\$792.66)	
56000 - Supplies	\$3,724.95	\$3,009.00	\$3,009.00	\$3,724.95	\$462.14	(\$1,178.09)	123.79
Subtotal of Element: [Fund] 27109 - PED Safety in Schools	\$3,724.95	\$3,009.00	\$3,009.00	\$3,724.95	\$462.14	(\$1,178.09)	
Grand Total	\$150,132.56	\$2,600,904.00	\$2,600,904.00	\$150,132.56	\$1,511,349.19	\$939,422.25	

Albuquerque Talent Development Academy

Payroll Voucher Management Report

[Cycle Name]: "FY2020-2021"; Created On: 8/17/2020 4:54:22 PM

Voucher Status	Voucher Number	Voucher Date	Description	Voucher Total	Approved Date	Approved By
Paid	1897	07/15/2020	DD 20-24 - 7/15/2020	\$26,367.18	08/12/2020	Galindo, Whitney
Paid	1898	07/15/2020	EFTPS 20-24 - 7/15/2020	\$9,751.04	08/12/2020	Galindo, Whitney
Paid	1899	07/30/2020	DD 20-25 - 7/31/2020	\$19,863.98	08/12/2020	Galindo, Whitney
Paid	1900	07/30/2020	DD 21-01 - 7/31/2020	\$8,173.16	08/12/2020	Galindo, Whitney
Paid	1901	07/30/2020	EFTPS 20-25 & 21-01 - 7/31/2020	\$10,127.25	08/12/2020	Galindo, Whitney
Paid	1909	07/09/2020	NMPSIA for 2020 07	\$11,729.94	08/12/2020	Galindo, Whitney
Paid	1910	07/28/2020	SUTA 2020 Q2	\$661.33	08/12/2020	Galindo, Whitney
Paid	1911	07/29/2020	WC for 2020 Q2	\$86.00	08/12/2020	Galindo, Whitney

Albuquerque Talent Development Academy

Voucher by Warrant with Date Range Report

Accounting Cycle: FY2020-2021; Voucher: [All]; Warrant Status: Non-Void; Order By: Voucher; Begin Date: 07/01/2020; End Date: 07/31/2020; Created On: 8/17/2020 4:38:46 PM

Warrant Date	Warrant Number	Vendor	Amount
07/01/2020	15225	NM Bank & Trust	\$193.63
07/14/2020	15181	US Postal Service	\$671.33
07/16/2020	15184	Saylor Family Trust, LLC	\$22,294.75
07/22/2020	15186	Albuquerque Bernalillo County Water Utility Authority	\$785.69
07/22/2020	15187	PNM	\$2,861.81
07/23/2020		NMPSIA	\$37,013.00
07/23/2020	15188	Alb. Pub. Co.	\$2,831.72
07/23/2020	15189	Century Link	\$82.65
07/23/2020	15190	Cleaning Specialists Maintenance, Inc	\$55.83
07/23/2020	15191	Cognia Inc	\$1,200.00
07/23/2020	15192	Crystal Springs	\$155.34
07/23/2020	15193	Dex Media East, Inc	\$53.31
07/23/2020	15194	Fincham Mobile Storage	\$474.66
07/23/2020	15195	Garcia, Herman	\$1.84
07/23/2020	15196	Harris School Solutions	\$11,623.69
07/23/2020	15197	Intrado Interactive Services Corporation	\$222.75
07/23/2020	15198	J and J Technical Services	\$2,581.28
07/23/2020	15199	Konica Minolta Premier	\$117.09
07/23/2020	15200	Lloyd, Consuelo	\$170.07
07/23/2020	15201	Molina, Lucinda	\$24.97
07/23/2020	15202	NWEA	\$2,430.00
07/23/2020	15203	Reading Plus	\$8,100.00
07/23/2020	15204	School in Sites	\$2,400.00
07/23/2020	15205	Unite Private Networks, LLC	\$121.11
07/23/2020	15206	Verizon Wireless	\$120.70
07/23/2020	15207	Albuquerque Public Schools	\$620.00
Sub Total			\$97,207.22