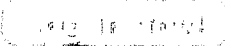



i-Ready is an online program that provides a learning plan for your child based on his or her individual needs. To help provide extra supports for students over the summer break, your teacher may provide additional directions on his or her website.

1. Go to: www.i-ready.com

Click on 

2. This user log-in screen will appear. Your log-in information:



Username: first initial, last initial, Student ID

Example: bb1785643

**Please email your teacher if you have forget your student ID number.

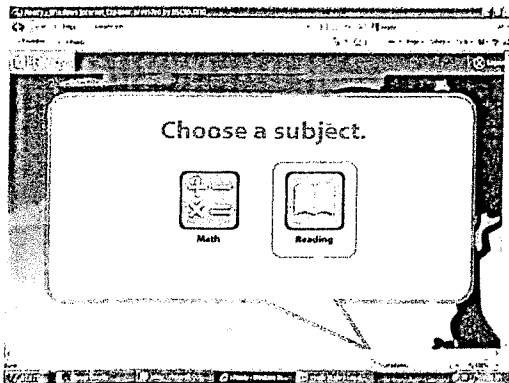
Password: Your Student ID

Example: 1785643

Please select: **Mississippi**

Click on **Go**

3. Choose a subject to work on by clicking **Reading** or **Math**.



4. Click on **Start Lessons**.



5. At completion of lesson, you have three options:

- Log-Off: Make sure you log-off if you are sharing your computer with siblings.
- Remain with current subject, click on Start Lessons to begin new lesson.
- Switch to the other subject.

