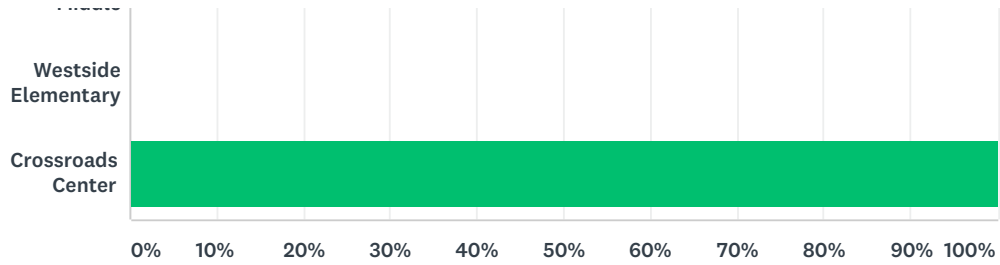


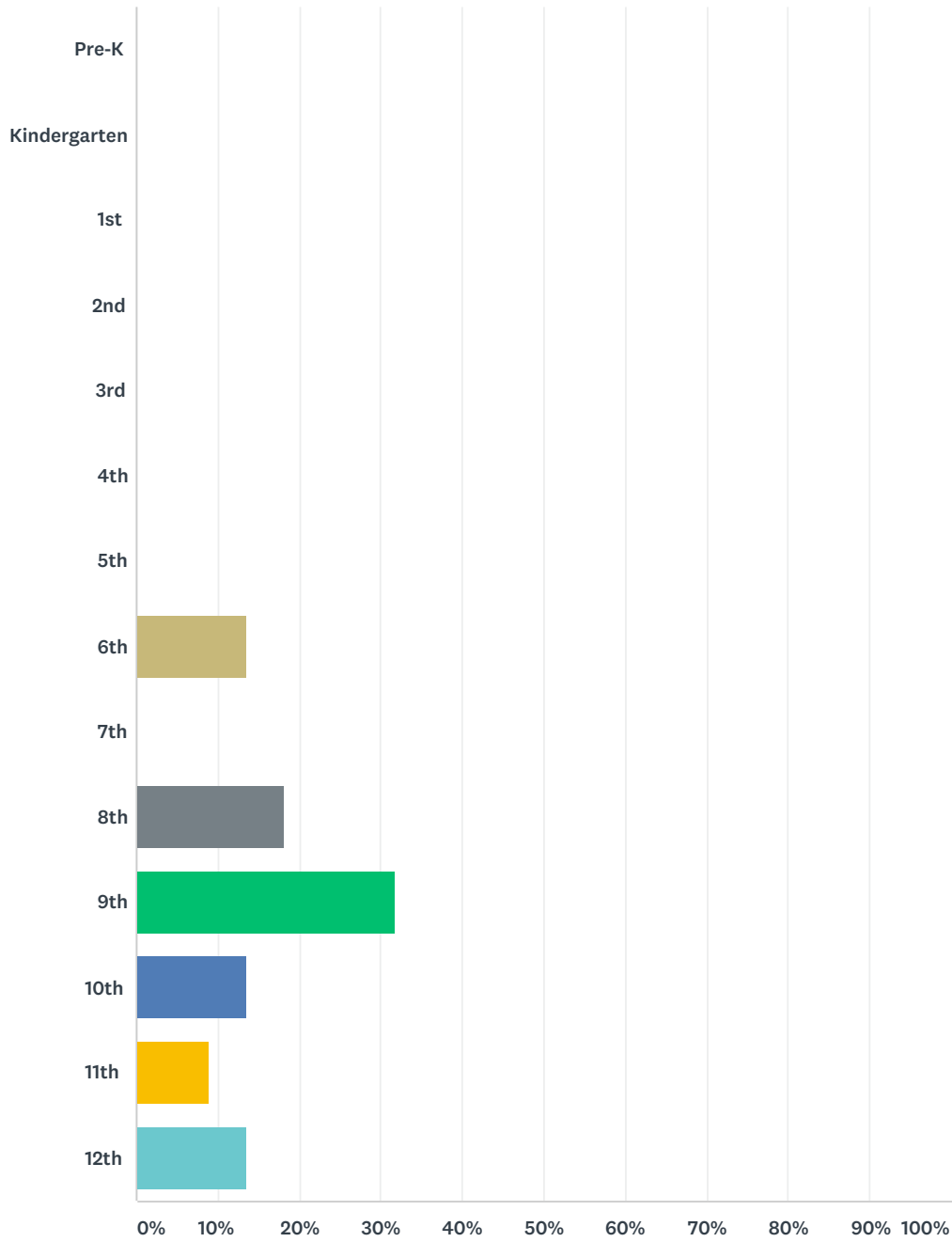
Houston County Title I Parent Satisfaction Survey 2019



ANSWER CHOICES	RESPONSES	
CB Watson Primary	0.00%	0
Centerville Elementary	0.00%	0
Eagle Springs Elementary	0.00%	0
Huntington Middle	0.00%	0
Lindsey Elementary	0.00%	0
Miller Elementary	0.00%	0
Morningside Elementary	0.00%	0
Northside Elementary	0.00%	0
Northside High	0.00%	0
Northside Middle	0.00%	0
Parkwood Elementary	0.00%	0
Pearl Stephens Elementary	0.00%	0
Perry Middle	0.00%	0
Russell Elementary	0.00%	0
Shirley Hills Elementary	0.00%	0
Thomson Middle	0.00%	0
Tucker Elementary	0.00%	0
Warner Robins High	0.00%	0
Warner Robins Middle	0.00%	0
Westside Elementary	0.00%	0
Crossroads Center	100.00%	24
TOTAL		24

Q2 Select the grade that your child is currently in.

Answered: 22 Skipped: 2



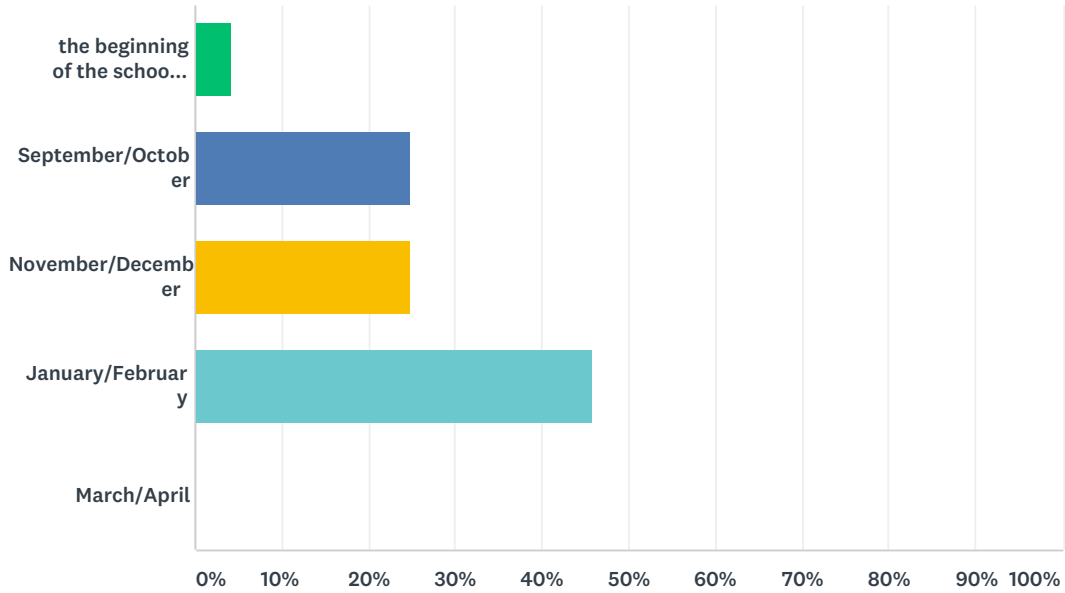
ANSWER CHOICES	RESPONSES
Pre-K	0.00% 0
Kindergarten	0.00% 0
1st	0.00% 0
2nd	0.00% 0
3rd	0.00% 0

Houston County Title I Parent Satisfaction Survey 2019

4th	0.00%	0
5th	0.00%	0
6th	13.64%	3
7th	0.00%	0
8th	18.18%	4
9th	31.82%	7
10th	13.64%	3
11th	9.09%	2
12th	13.64%	3
TOTAL		22

Q3 My child has been enrolled at this school since

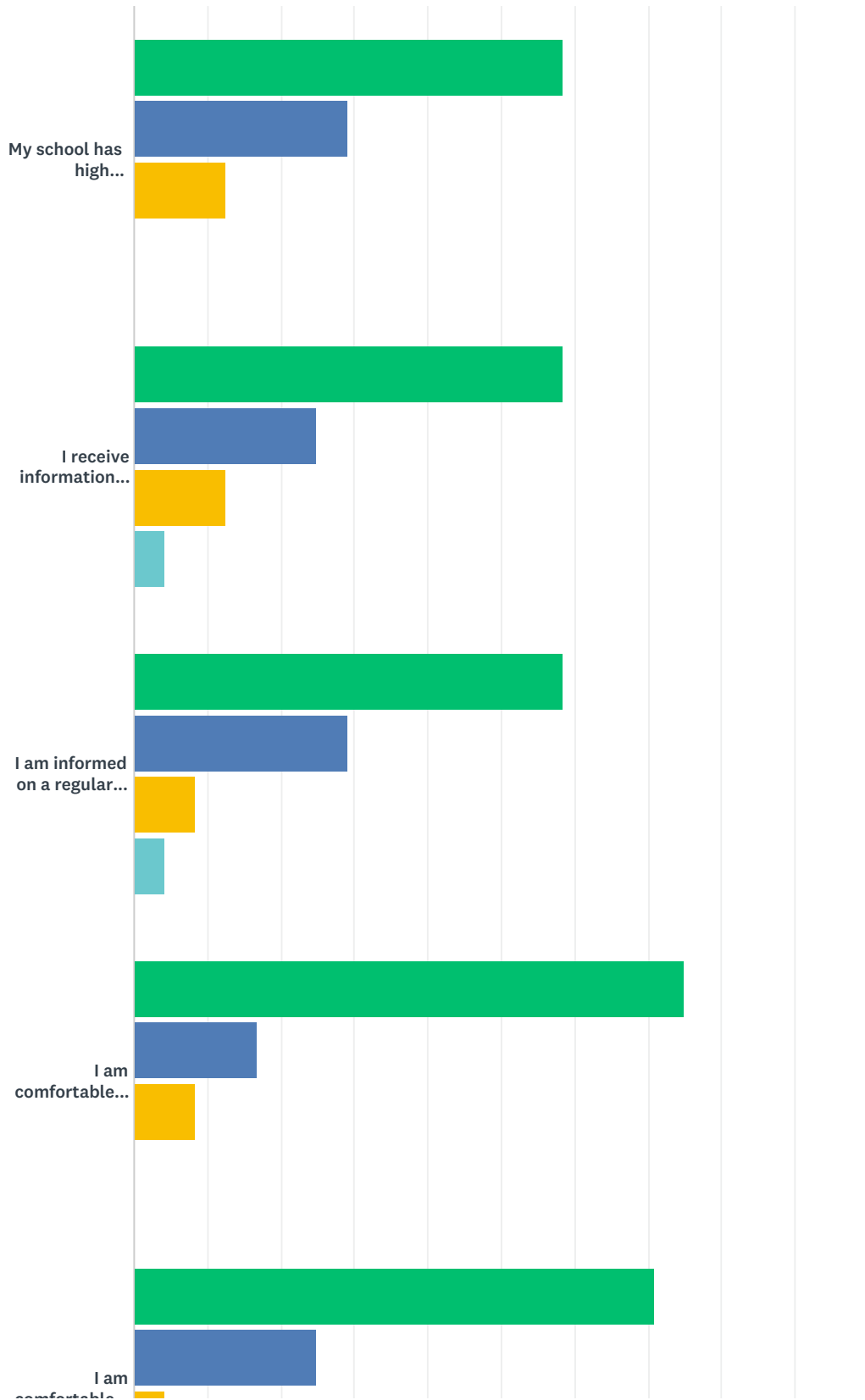
Answered: 24 Skipped: 0



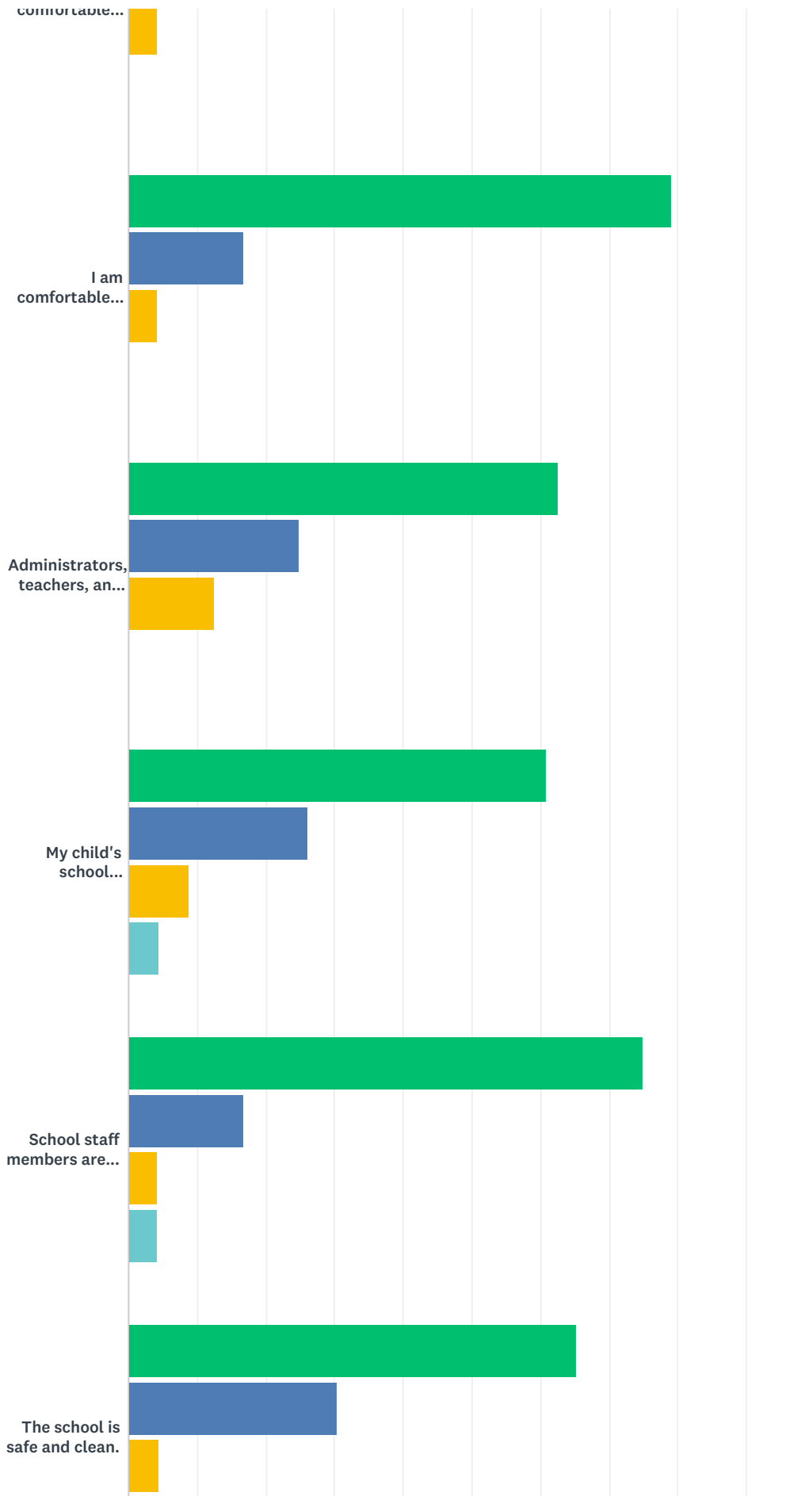
ANSWER CHOICES	RESPONSES	
the beginning of the school year	4.17%	1
September/October	25.00%	6
November/December	25.00%	6
January/February	45.83%	11
March/April	0.00%	0
TOTAL		24

Q4 Please read each statement below, and indicate how much you agree or disagree.

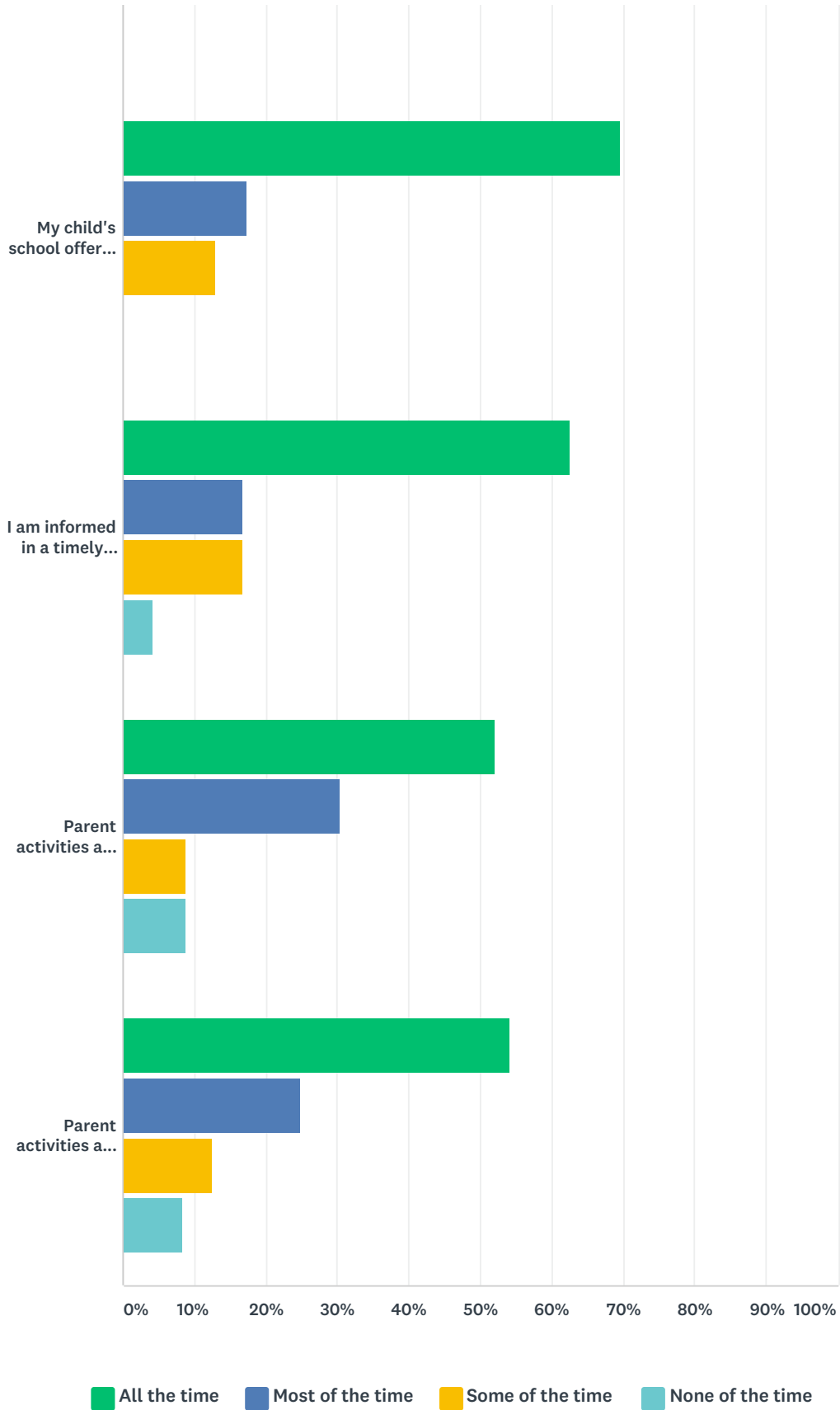
Answered: 24 Skipped: 0



Houston County Title I Parent Satisfaction Survey 2019



Houston County Title I Parent Satisfaction Survey 2019



	ALL THE TIME	MOST OF THE TIME	SOME OF THE TIME	NONE OF THE TIME	TOTAL	WEIGHTED AVERAGE
--	--------------	------------------	------------------	------------------	-------	------------------

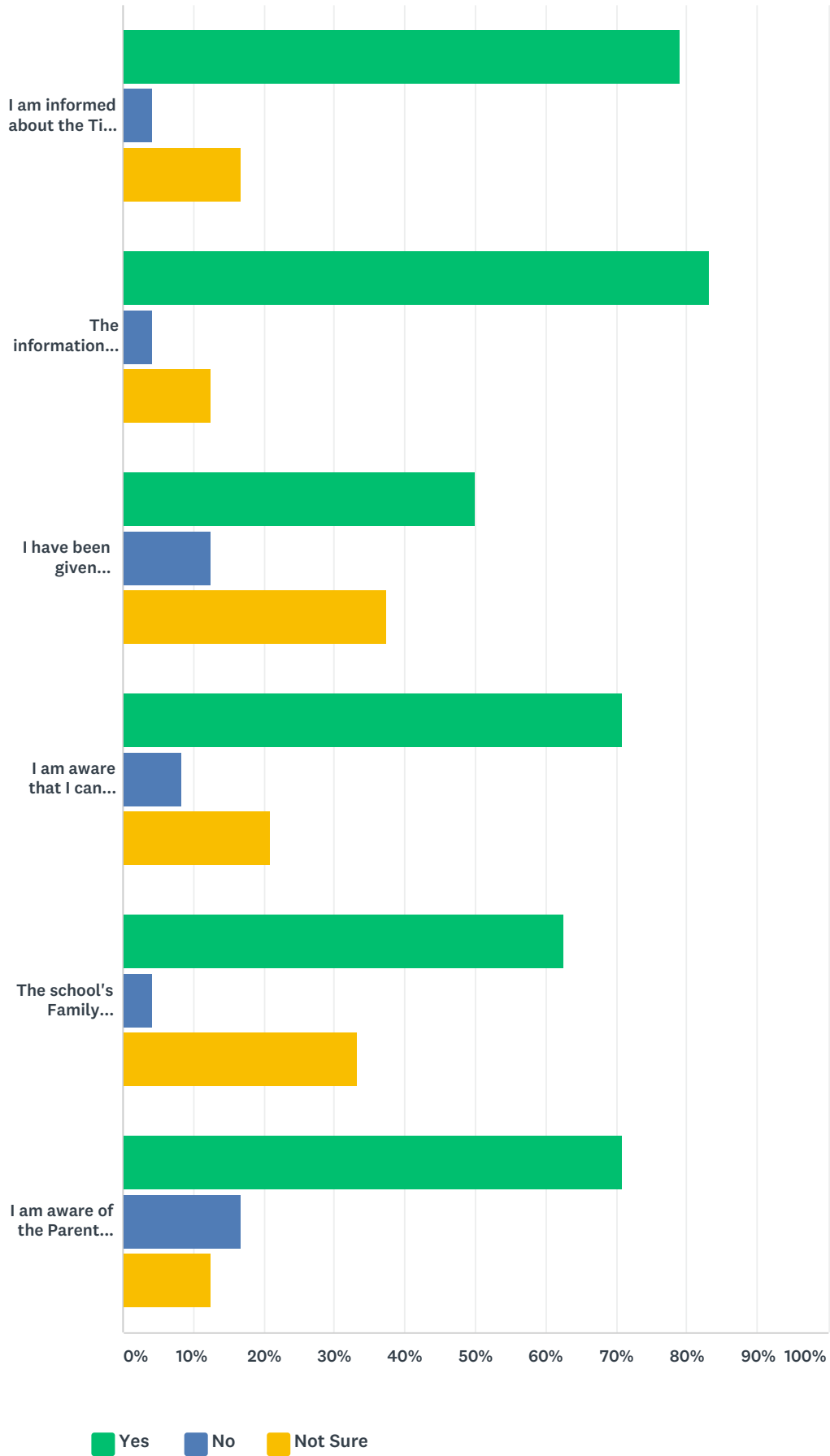
Houston County Title I Parent Satisfaction Survey 2019

My school has high expectations for student achievement.	58.33% 14	29.17% 7	12.50% 3	0.00% 0	24	1.00
I receive information about grade-level standards and the academic requirements for my child's grade level.	58.33% 14	25.00% 6	12.50% 3	4.17% 1	24	1.00
I am informed on a regular basis about my child's academic progress.	58.33% 14	29.17% 7	8.33% 2	4.17% 1	24	1.00
I am comfortable communicating with administrators at my child's school.	75.00% 18	16.67% 4	8.33% 2	0.00% 0	24	1.00
I am comfortable communicating with my child's teacher(s).	70.83% 17	25.00% 6	4.17% 1	0.00% 0	24	1.00
I am comfortable communicating with front office staff members at my child's school.	79.17% 19	16.67% 4	4.17% 1	0.00% 0	24	1.00
Administrators, teachers, and staff members openly communicate with parents.	62.50% 15	25.00% 6	12.50% 3	0.00% 0	24	1.00
My child's school encourages parental engagement and volunteerism.	60.87% 14	26.09% 6	8.70% 2	4.35% 1	23	1.00
School staff members are friendly, and I generally feel welcome at the school.	75.00% 18	16.67% 4	4.17% 1	4.17% 1	24	1.00
The school is safe and clean.	65.22% 15	30.43% 7	4.35% 1	0.00% 0	23	1.00
My child's school offers workshops or activities that educate/inform parents about the curriculum and how to help improve students' success in school.	69.57% 16	17.39% 4	13.04% 3	0.00% 0	23	1.00
I am informed in a timely manner about parent activities and events.	62.50% 15	16.67% 4	16.67% 4	4.17% 1	24	1.00
Parent activities and workshops are offered at various times.	52.17% 12	30.43% 7	8.70% 2	8.70% 2	23	1.00
Parent activities and opportunities are useful and beneficial.	54.17% 13	25.00% 6	12.50% 3	8.33% 2	24	1.00

Q5 Please read the following statements and respond to each.

Answered: 24 Skipped: 0

Houston County Title I Parent Satisfaction Survey 2019

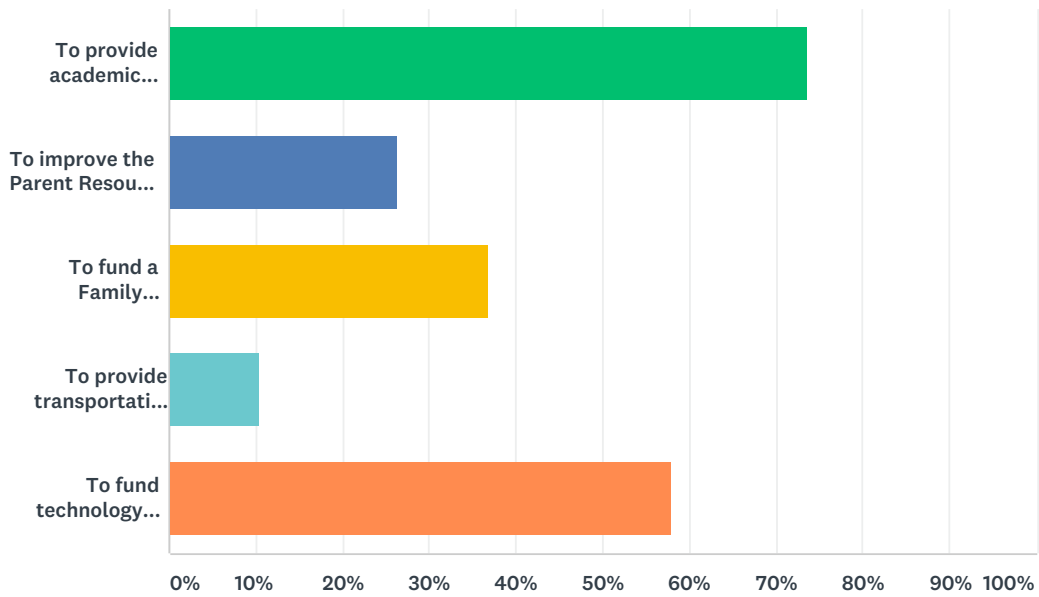


Houston County Title I Parent Satisfaction Survey 2019

	YES	NO	NOT SURE	TOTAL	WEIGHTED AVERAGE
I am informed about the Title I program at my child's school and received the Title I Handbook containing the Parent Engagement Plan and School-Parent Compact.	79.17% 19	4.17% 1	16.67% 4	24	1.00
The information provided in the Title I Parent Engagement Plan and Compact is detailed and easy to understand.	83.33% 20	4.17% 1	12.50% 3	24	1.00
I have been given opportunities to provide input in the decision making process regarding the Parent Engagement Plan, Compact, School Improvement Plan, budget and 1% set-aside for parent engagement at my child's school and district.	50.00% 12	12.50% 3	37.50% 9	24	1.00
I am aware that I can participate in shared decision making opportunities through Parent Input Meetings, the Parent Action Team, Parent-Teacher Conferences, school/district surveys and through website link.	70.83% 17	8.33% 2	20.83% 5	24	1.00
The school's Family Engagement Coordinator assists families, supports parent activities, and is available for questions or concerns from parents.	62.50% 15	4.17% 1	33.33% 8	24	1.00
I am aware of the Parent Resource/Information Center in my child's school.	70.83% 17	16.67% 4	12.50% 3	24	1.00

Q6 How would you like to see parent engagement funds used? (check all that apply)

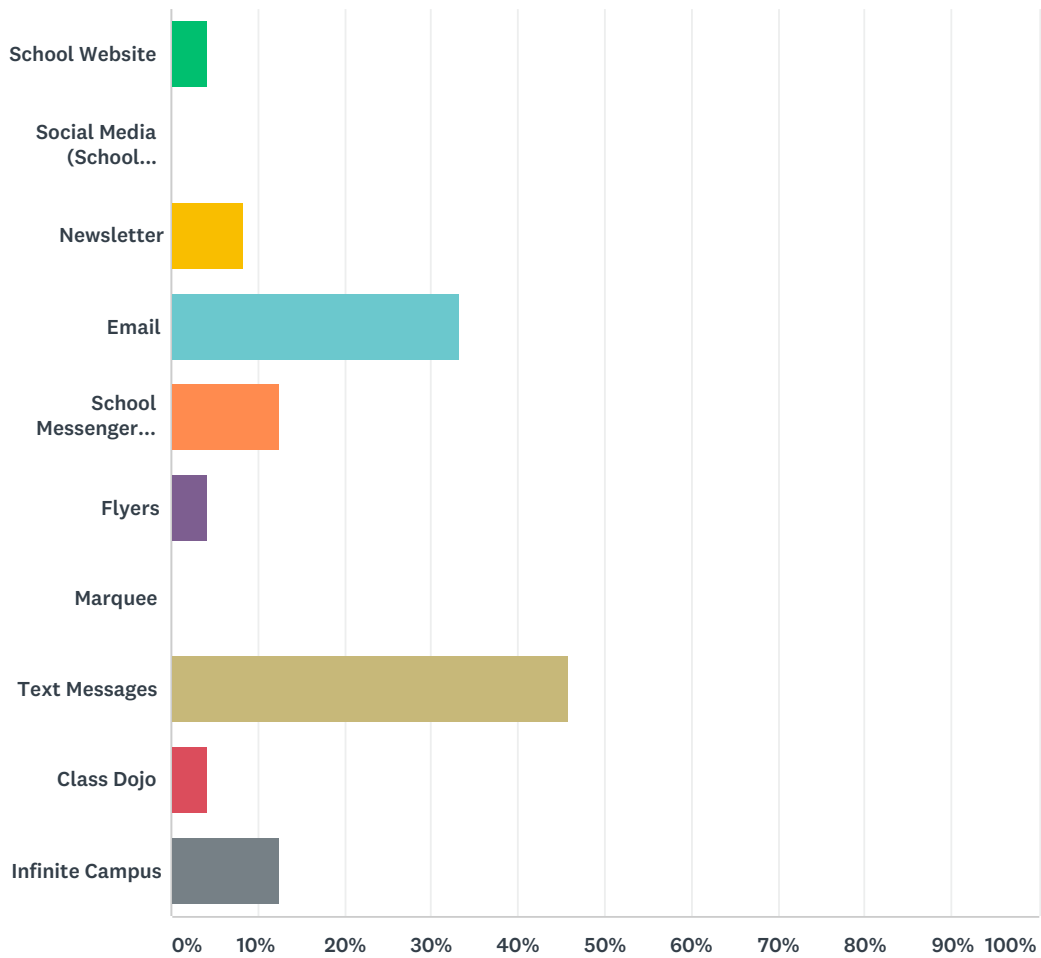
Answered: 19 Skipped: 5



ANSWER CHOICES	RESPONSES	
To provide academic materials for parents to use with their student at home	73.68%	14
To improve the Parent Resource Center at the school	26.32%	5
To fund a Family Engagement Coordinator to plan and execute family engagement activities and events	36.84%	7
To provide transportation assistance for parents to attend Title I events at school	10.53%	2
To fund technology resources to support parental engagement	57.89%	11
Total Respondents: 19		

Q7 What is the ONE way you prefer to receive information about school events?

Answered: 24 Skipped: 0

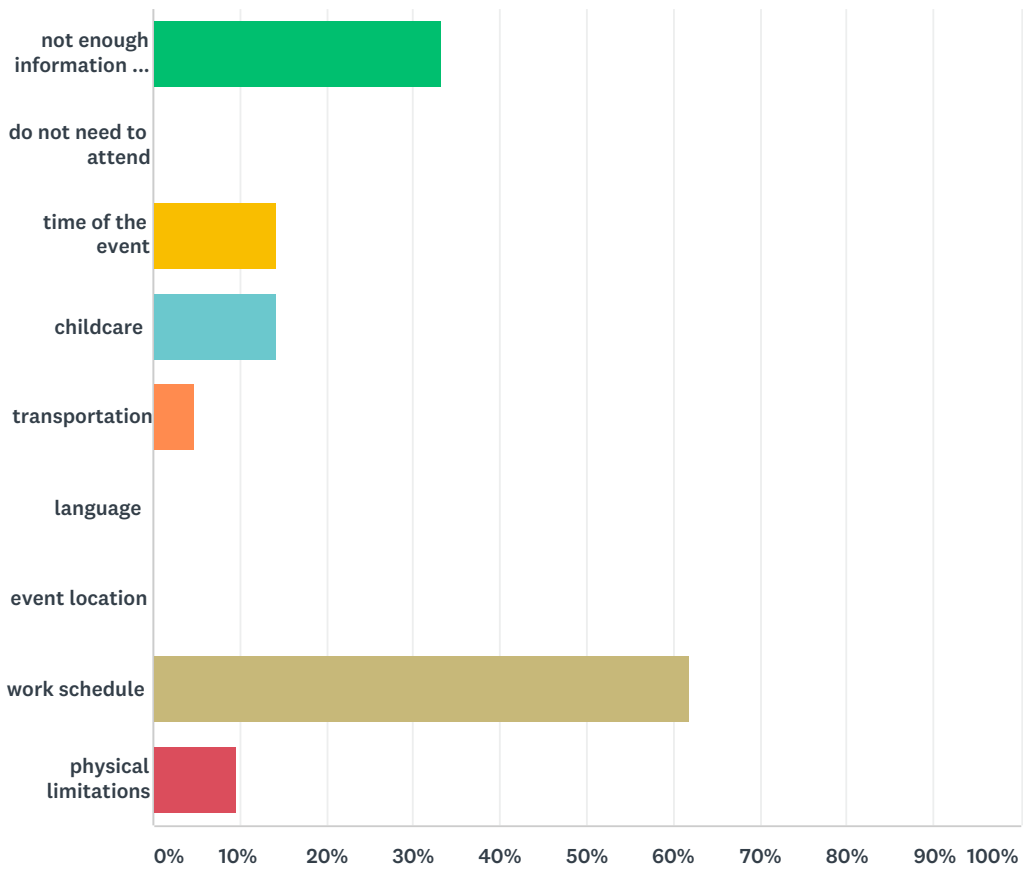


ANSWER CHOICES	RESPONSES	
School Website	4.17%	1
Social Media (School Facebook or Twitter Pages)	0.00%	0
Newsletter	8.33%	2
Email	33.33%	8
School Messenger (Call-out System)	12.50%	3
Flyers	4.17%	1
Marquee	0.00%	0
Text Messages	45.83%	11
Class Dojo	4.17%	1
Infinite Campus	12.50%	3

Total Respondents: 24

Q8 If you have been unable to attend events at your child's school, what limits your participation? (check all that apply)

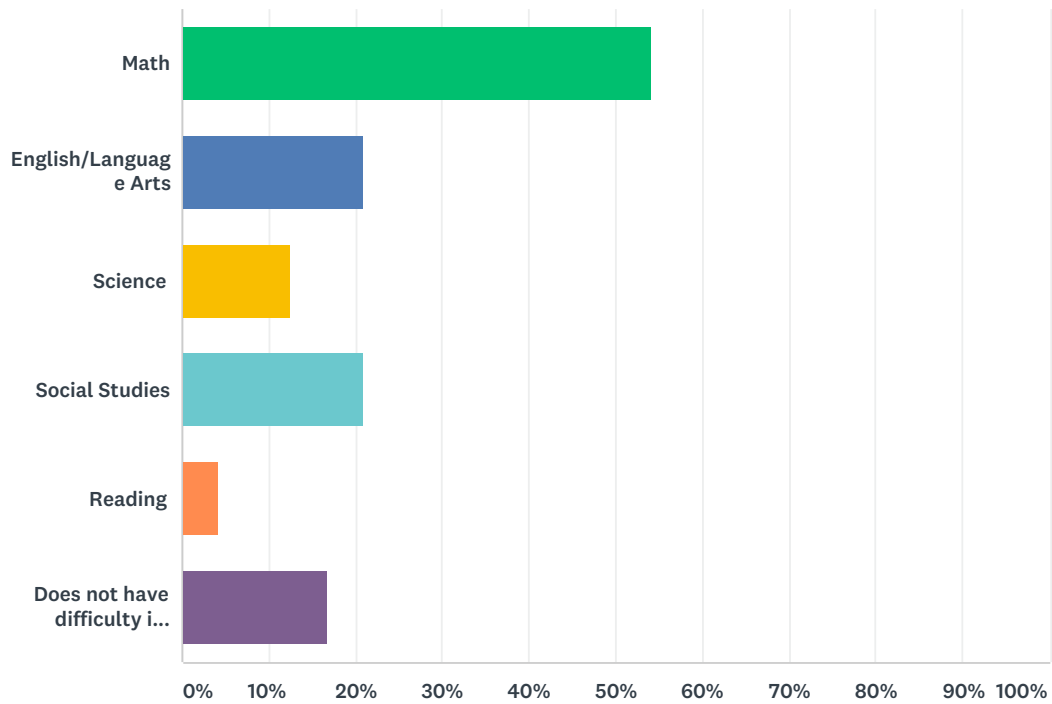
Answered: 21 Skipped: 3



ANSWER CHOICES	RESPONSES	
not enough information or notice	33.33%	7
do not need to attend	0.00%	0
time of the event	14.29%	3
childcare	14.29%	3
transportation	4.76%	1
language	0.00%	0
event location	0.00%	0
work schedule	61.90%	13
physical limitations	9.52%	2
Total Respondents: 21		

Q9 Choose the subject area that you feel your student has the most difficulty mastering content.

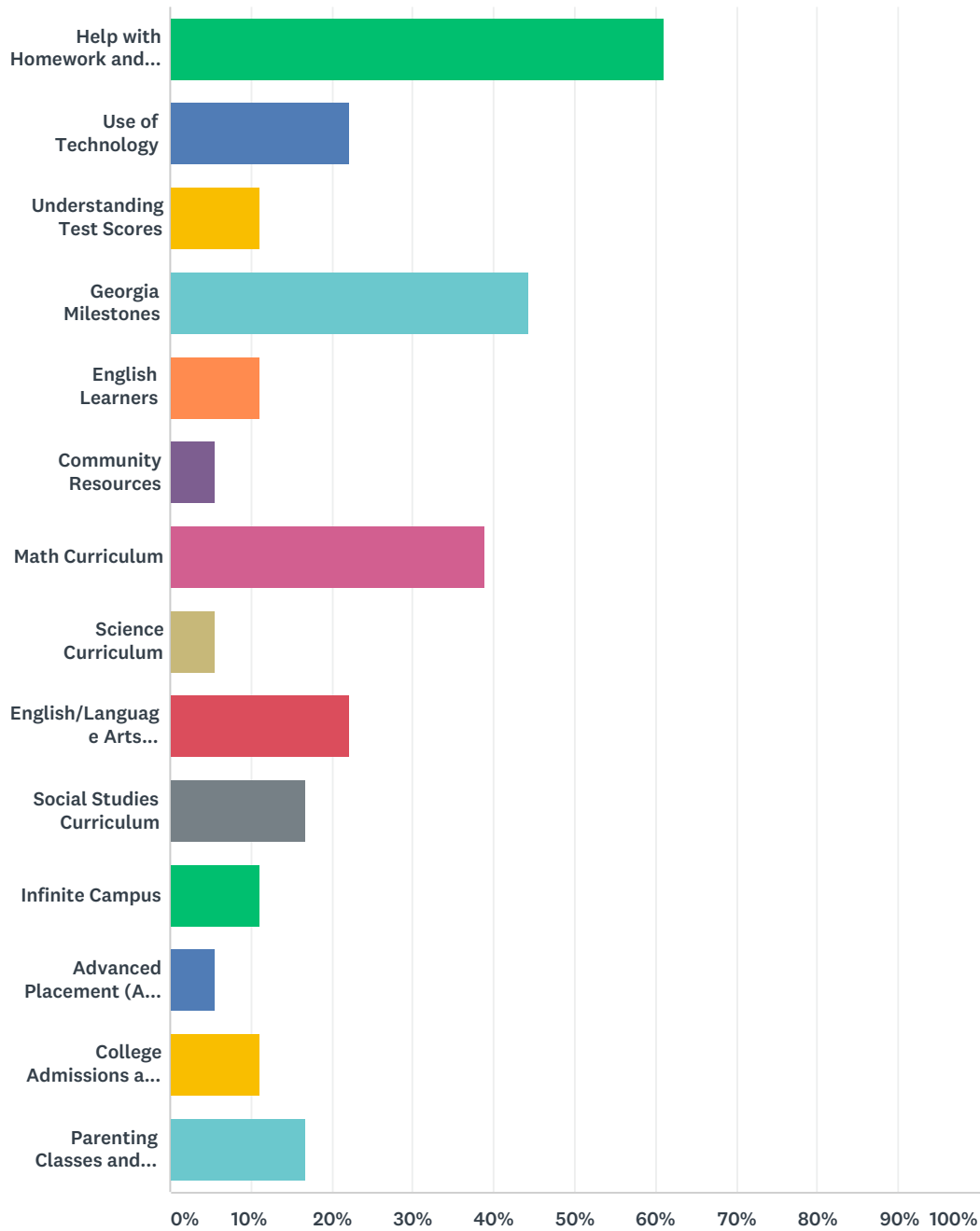
Answered: 24 Skipped: 0



ANSWER CHOICES	RESPONSES	
Math	54.17%	13
English/Language Arts	20.83%	5
Science	12.50%	3
Social Studies	20.83%	5
Reading	4.17%	1
Does not have difficulty in any subject area	16.67%	4
Total Respondents: 24		

Q10 I would benefit from workshops in: (check all that apply).

Answered: 18 Skipped: 6



ANSWER CHOICES	RESPONSES	
Help with Homework and Study Skills	61.11%	11
Use of Technology	22.22%	4
Understanding Test Scores	11.11%	2
Georgia Milestones	44.44%	8
English Learners	11.11%	2

Houston County Title I Parent Satisfaction Survey 2019

Community Resources	5.56%	1
Math Curriculum	38.89%	7
Science Curriculum	5.56%	1
English/Language Arts Curriculum	22.22%	4
Social Studies Curriculum	16.67%	3
Infinite Campus	11.11%	2
Advanced Placement (AP) Courses	5.56%	1
College Admissions and Financial Aid	11.11%	2
Parenting Classes and Resources (discipline, attendance, health and wellness)	16.67%	3
Total Respondents: 18		

Q11 What topics do you think teachers and administrators need to discuss or learn more about to better support your family and help your student be successful in school?

Answered: 5 Skipped: 19

#	RESPONSES	DATE
1	Behavioral Tactics	3/1/2019 6:57 AM
2	N/A	3/1/2019 6:51 AM
3	The importance of education as it relates to a possible career.	3/1/2019 6:47 AM
4	Technology	2/28/2019 7:26 AM
5	N/A	2/28/2019 7:17 AM