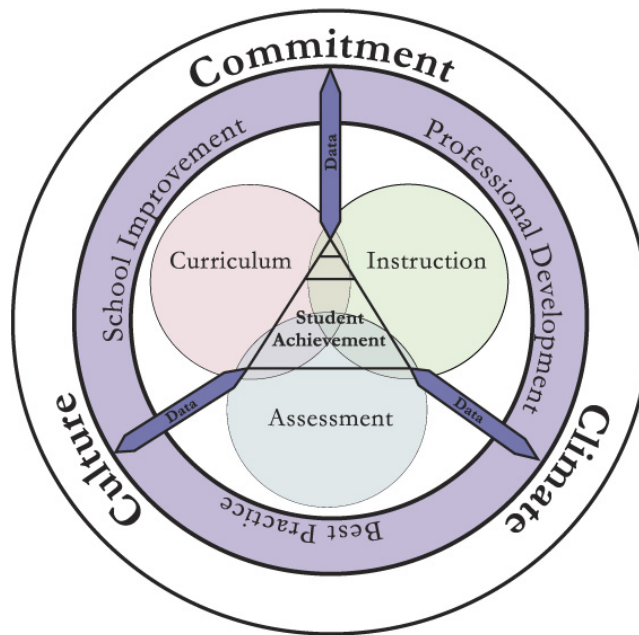




Curriculum-Based Progress Monitoring for Writing

Thumb Area
Student Achievement Model





an approach to continuous improvement


Grade 6

Student: _____

2008 Edition







Prompt #4


Date:


Correct Writing Sequences:


Errors:


There are several ways to entertain family and friends without spending money.


You could... _____






































Progress Monitoring for Correct Writing Sequences
Grade 6



Name: _____ Teacher: _____ Year: _____

60	••••	••••	••••	••••	••••	••••	••••	••••	••••	••••	••••
50	••••	••••	••••	••••	••~•	••••	••••	••••	••••	••••	••••
40	••••	••••	••••	••••	••••	••••	••••	••••	••••	••••	••••
30	••••	••••	••••	••••	••••	••••	••••	••••	••••	••••	••••
20	••••	••••	••••	••••	••••	••••	••••	••••	••••	••••	••••
10	••••	••••	••••	••••	••••	••••	••••	••••	••••	••••	••••
	Sept ____ ____ ____	Oct ____ ____ ____	Nov ____ ____ ____	Dec ____ ____ ____	Jan ____ ____ ____	Feb ____ ____ ____	Mar ____ ____ ____	Apr ____ ____ ____	May ____ ____ ____	Jun ____ ____ ____	

Intervention #1 Start Date: _____
Draw vertical line on graph to represent the start date of the intervention.
Intervention: _____

Intervention #2 Start Date: _____
Draw vertical line on graph to represent the start date of the adjusted intervention.
Intervention: _____

Intervention #3 Start Date: _____
Draw vertical line on graph to represent the start date of the adjusted intervention.
Intervention: _____

Intervention #4 Start Date: _____
Draw vertical line on graph to represent the start date of the adjusted intervention.
Intervention: _____

