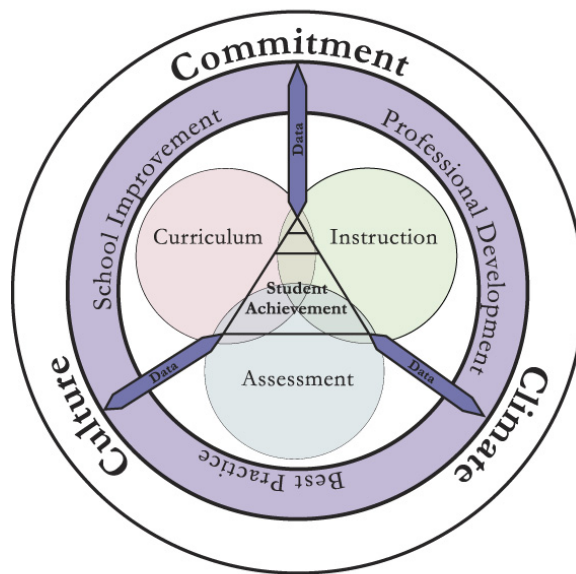




# Curriculum-Based Progress Monitoring for Writing

Thumb Area  
Student Achievement Model



*an approach to continuous improvement*

## Grade 2

Student: \_\_\_\_\_

2008 Edition





















































































Progress Monitoring for Correct Writing Sequences  
Grade 2



Name: \_\_\_\_\_ Teacher: \_\_\_\_\_ Year: \_\_\_\_\_

30	•••••	•••••	•••••	•••••	•••••	•••••	•••••	•••••	•••••	•••••
20	•••••	•••••	•••••	•••••	•••••	•••••	•••••	•••••	•••••	•••••
10	•••••	•••••	•••••	•••••	•••••	•••••	•••••	•••••	•••••	•••••
	Sept	Oct	Nov	Dec	Jan	Feb	Mar	Apr	May	Jun
	_____	_____	_____	_____	_____	_____	_____	_____	_____	_____
	_____	_____	_____	_____	_____	_____	_____	_____	_____	_____
	_____	_____	_____	_____	_____	_____	_____	_____	_____	_____



**Intervention #1 Start Date:** \_\_\_\_\_  
*Draw vertical line on graph to represent the start date of the intervention.*  
**Intervention:** \_\_\_\_\_  
 \_\_\_\_\_  
 \_\_\_\_\_  
 \_\_\_\_\_  
 \_\_\_\_\_

**Intervention #2 Start Date:** \_\_\_\_\_  
*Draw vertical line on graph to represent the start date of the adjusted intervention.*  
**Intervention:** \_\_\_\_\_  
 \_\_\_\_\_  
 \_\_\_\_\_  
 \_\_\_\_\_  
 \_\_\_\_\_

**Intervention #3 Start Date:** \_\_\_\_\_  
*Draw vertical line on graph to represent the start date of the adjusted intervention.*  
**Intervention:** \_\_\_\_\_  
 \_\_\_\_\_  
 \_\_\_\_\_  
 \_\_\_\_\_  
 \_\_\_\_\_

**Intervention #4 Start Date:** \_\_\_\_\_  
*Draw vertical line on graph to represent the start date of the adjusted intervention.*  
**Intervention:** \_\_\_\_\_  
 \_\_\_\_\_  
 \_\_\_\_\_  
 \_\_\_\_\_  
 \_\_\_\_\_