

Franklin County School District

School Closure Packet

Week 5 : April 20-24

Grade: PRE-K, K, 1, 2, 3, 4, 5, 6,
7, 8, 9, 10, 11, 12 (Please circle)

Name:

Homeroom or First Period Teacher:

Name _____

Alphabet

Learning Target: L.K.1 - I can print many upper- and lowercase letters.

Directions: Print uppercase letters A-Z in the boxes below.

Directions: Print lowercase letters a-z in the boxes below.

Use for all 5 days, see directions on the back.

Alphabet Activities:

Monday: Write the upper case alphabet (ABC)

Tuesday: Write the lower case alphabet (abc)

Wednesday: On the upper case alphabet sheet, have your child color the following letters:

B, U, J, A, I, N - have them tell you the sound the letter makes and say 2 words that begin with that letter.

Thursday: On the lower case alphabet sheet, have your child color the following letters:

r, e, s, c, l, w - have them tell you the sound the letter makes and say 2 words that begin with that letter.

Friday: say the name and sound for each vowel. Children need to identify the short and long vowel sound.

100's Chart

Use for all 5 days, see directions
on the back.

Math Activities:

Monday: Have your child fill in the hundreds chart.

Tuesday: Have your child point to each number as they count to 100.

Wednesday: Have your child point and count by 10's to 100.

Thursday: Have your child point and count by 5's to 100.

Friday: Color the following numbers: 22, 81, 63, 12, 72, 98

Each day you choose 5 numbers on the chart and have your child point to it and tell you what the number that comes before and after the number you say.

Ex. Point to the number 36. What number comes before and what number come after?

Compare and Contrast Skills for Folktales

Compare – Tell how things are alike

Contrast – Tell how things are different

Folktales – Stories that are passed down by retelling them

Characters – People or animals in the story

Setting – The time and/or place the story happens

Story Elements – Characters, setting, beginning, middle, end

Parents,

We would like you to read the "Three Little Pigs" Monday and Tuesday. Complete the story element page for the "Three Little Pigs". Wednesday and Thursday read the "Billy Goats Gruff". On Friday, please complete the Venn diagram to show how the stories are alike and different.


Name _____

Monday

your

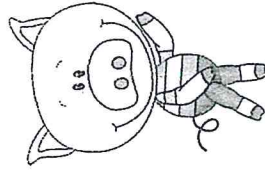
Draw a picture and write a sentence using your Zeno Words.
(Zeno Word List can be found online under K packet.)

Name _____



Characters:


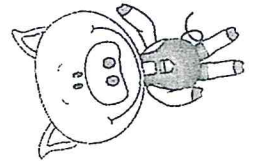
Setting:



Beginning


Middle

End




Up, Up, and Away!


Sort the balloons and write each word on the line.





or

or




















©Karen Jones 2014



Name: _____

Date: _____

Directions: Read each sentence. Choose the correct prefix or suffix so the second sentence means the same as the first sentence. Glue the prefix or suffix in the box. Write the new word on the line.



My shoe is **not tied**.

My shoe is tied.




I **do not like** peas.

I like peas.




My sister is full of beauty.

She is beauti



Mr. Johnson teaches science.

He is a science teach



We have more than one book.




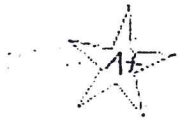
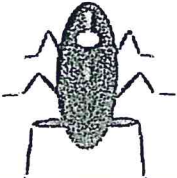
We have many book



er	ful	dis	s	un
----	-----	-----	---	----

WORD MATCH

Look at the picture in each box.
Circle the word that matches the picture.
Write the word on the line.


1. 	chest chase	_____
2. 	nice nest	_____
3. 	vast vest	_____
4. 	test toast	_____
5. 	pest past	_____


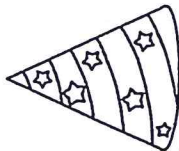


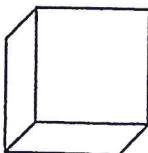
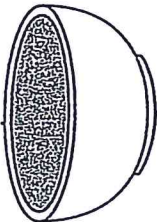





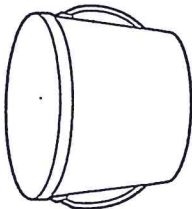
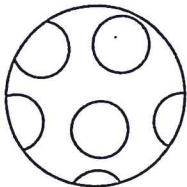



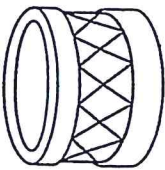
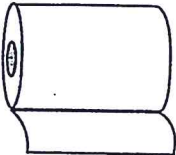
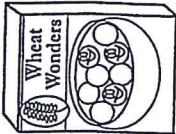
Name _____

Busy Builder

 Color the items in each row that are the same shape as the solid figure.

Environmental objects



cone 			
cube 			
sphere 	 	 	
cylinder 		 	


Name

Chapter 12

Three-Dimensional Shapes

My Review

Vocabulary Check



sphere

cube

cylinder

cone



Directions: Draw a line from each vocabulary word to a shape that matches the word. Draw a box around the objects shaped like a sphere. Draw an X on the object shaped like a cube. Draw a line under the objects shaped like a cylinder. Circle the objects shaped like a cone.

Concept Check



1





2



3




4



Directions: 1-2. Name the first shape in the row. Compare it to the shapes of the objects in the row. Circle the matching shape. 3. Name the shape of the first objects in the row. Circle the other shape(s) in the row that stack. 4. Name the shape of the first object in the row. Circle the other shape(s) in the row that stack.

Name



Brain Builders




Directions: 5. Name, identify, and describe the shapes. Color the spheres yellow. Color the cubes orange. Color the cones blue. Color the cylinders red.

Reflect

Chapter 12

ESSENTIAL QUESTION

How do I identify and compare three-dimensional shapes?



Directions: Name each shape. Describe the shapes. Circle one of the shapes. Tell if the shape is solid or flat. Draw an object that is shaped the same as that shape. Describe the object to a classmate. Ask the classmate to name the shape of the object.

Name _____

Tuesday

of


Draw a picture and write a sentence using your Zeno Words.

(Zeno Word List can be found online under K packet.)


Long I Words

Name: _____


Circle the word that names the picture.




bite
kite
white




dive
five
hive



like
Mike
bike




nine
pine
line



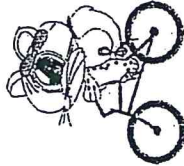
nice
lice
ice



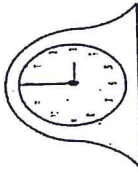
fine
mine
nine



live
hive
dive



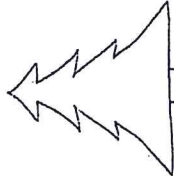
hide
side
ride




lime
time
mime




lime
mime
dime



vine
pine
nine




slice
rice
dice



and


Write



Decide the pair of letters needed to make a real word.


Rewrite the word on the line.

c




t

c




k

sh




p

st




m

h




n

b




k

l



ge

sp



t

ar

ar

ar

ar

or

or

or

or

Draw the silly sentence!

She can balance a nail on
her nail.

The top is on top.

I drew a note on the note.

The fish can fish.

They shake over a shake.

He can land on land.

Name : _____

Score : _____

Teacher : _____

Date : _____

$$\begin{array}{r} 9 \\ - 3 \\ \hline \end{array}$$

$$\begin{array}{r} 9 \\ + 1 \\ \hline \end{array}$$

$$\begin{array}{r} 2 \\ - 0 \\ \hline \end{array}$$

$$\begin{array}{r} 6 \\ + 2 \\ \hline \end{array}$$

$$\begin{array}{r} 2 \\ + 0 \\ \hline \end{array}$$

$$\begin{array}{r} 6 \\ - 1 \\ \hline \end{array}$$

$$\begin{array}{r} 7 \\ + 1 \\ \hline \end{array}$$

$$\begin{array}{r} 6 \\ + 3 \\ \hline \end{array}$$

$$\begin{array}{r} 3 \\ - 0 \\ \hline \end{array}$$

$$\begin{array}{r} 2 \\ + 2 \\ \hline \end{array}$$

$$\begin{array}{r} 2 \\ - 2 \\ \hline \end{array}$$

$$\begin{array}{r} 8 \\ - 2 \\ \hline \end{array}$$

$$\begin{array}{r} 2 \\ + 2 \\ \hline \end{array}$$

$$\begin{array}{r} 8 \\ + 2 \\ \hline \end{array}$$

$$\begin{array}{r} 9 \\ - 1 \\ \hline \end{array}$$

$$\begin{array}{r} 1 \\ + 0 \\ \hline \end{array}$$

$$\begin{array}{r} 9 \\ - 0 \\ \hline \end{array}$$

$$\begin{array}{r} 9 \\ - 2 \\ \hline \end{array}$$

$$\begin{array}{r} 4 \\ + 2 \\ \hline \end{array}$$

$$\begin{array}{r} 3 \\ - 1 \\ \hline \end{array}$$

$$\begin{array}{r} 8 \\ + 0 \\ \hline \end{array}$$

$$\begin{array}{r} 3 \\ - 2 \\ \hline \end{array}$$

$$\begin{array}{r} 0 \\ + 0 \\ \hline \end{array}$$

$$\begin{array}{r} 5 \\ + 1 \\ \hline \end{array}$$

$$\begin{array}{r} 8 \\ - 1 \\ \hline \end{array}$$



Name _____

Wednesday

that

Draw a picture and write a sentence using your Zeno Words.

(Zeno Word List can be found online under K packet.)

Name _____



Setting:


Characters:



End

Middle

Beginning







Picture Match Up!

Match the picture to each word. Rewrite the word on the line.


purse




surf




church




shirt




dirt



stir

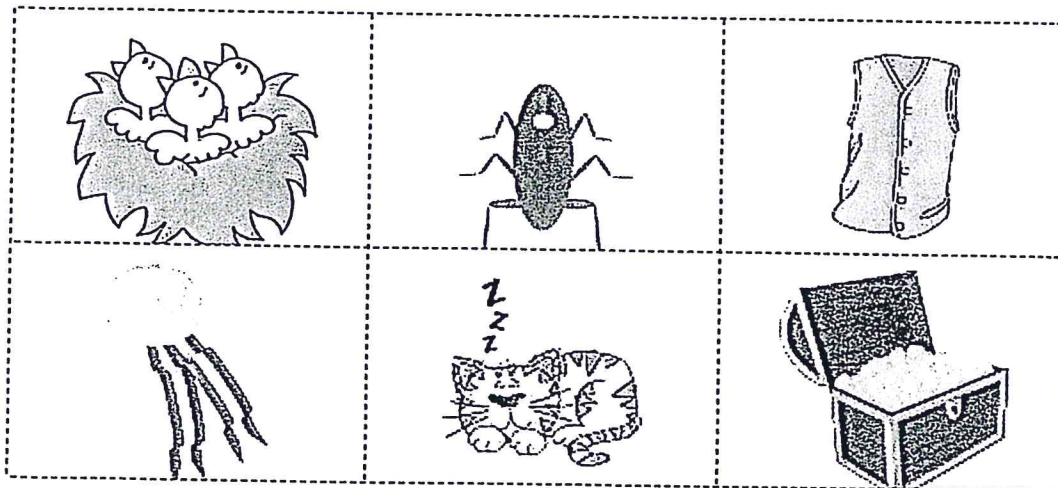




Picture Match


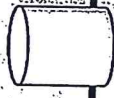
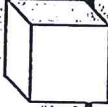

Cut out each picture and match it to the right word.

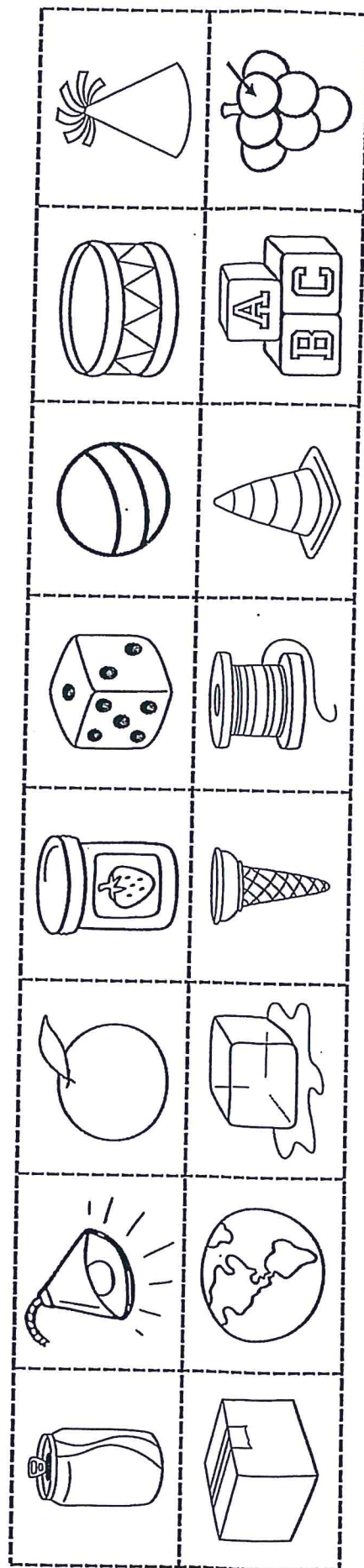
chest		nest	
pest		rest	
best		vest	



Name: _____ 3-D Shapes sort

Directions: Sort and paste each 3-D shape below.

	sphere		cylinder		cube		cone



Name _____

Thursday


was


Draw a picture and write a sentence using your Zeno Words.

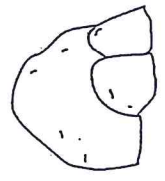
(Zeno Word List can be found online under K packet.)

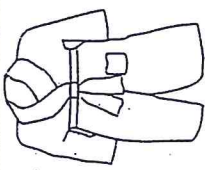
Name: _____


Long O Words
Circle the word that names the picture.

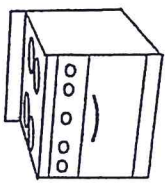
 pose
nose
hose


 rope
bone
robe


 phone
stone
tone

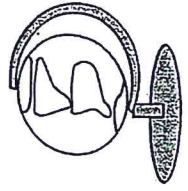
 rope
rose
robe


 coke
poke
spoke

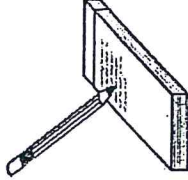
 dove
stove
cove

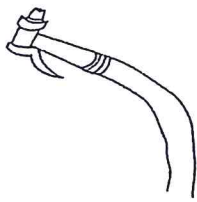
 cope
tone
cone

 note
cove
rose

 rope
robe
globe

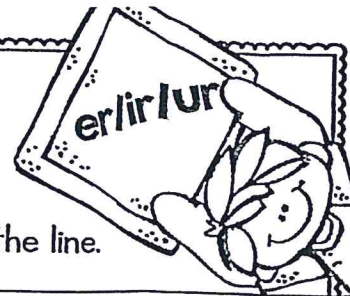
 cove
drove
dove

 tote
note
tone

 rope
nose
hose

b u i l d

and Write




Cut and glue the correct letter pair. Read and rewrite the word on the line.

er

ir


ur

g




m


st




f



tig



th




d

h




t

wat




d



t

p



se

ur

ur

ur

ir

ir

ir

er

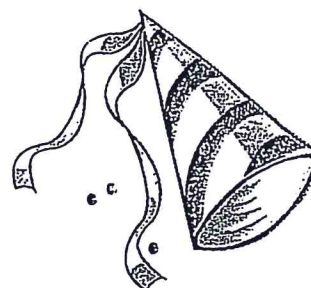
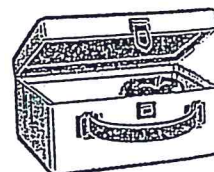

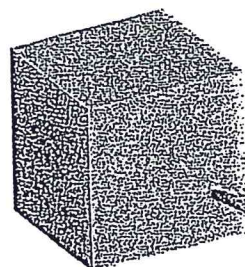
er

er

Name _____

Directions

Draw a line from each shape to an object that has the same shape. The first one is done for you.








Name : _____

Score : _____

Teacher : _____

Date : _____

Fill in the Missing Numbers



Name _____

Friday

do

Draw a picture and write a sentence using your Zeno Words.

(Zeno Word List can be found online under K packet.)




Name: _____

R-Controlled Vowels: air, er, ur


Write *air*, *er*, or *ur* on each line to complete the name of the picture shown.

1.



b _____ n

2.



t _____ key

3.




f _____ n

4.



feath _____

5.



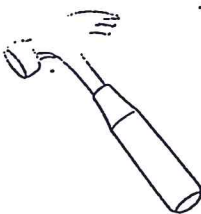
st _____

6.




n _____ se

7.



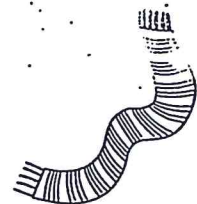
hamm _____

8.



t _____ tle

9.




sc _____ f

10.



m _____ ble

11.



guit _____

12.



p _____ se

Name _____


Wave the

Magic E

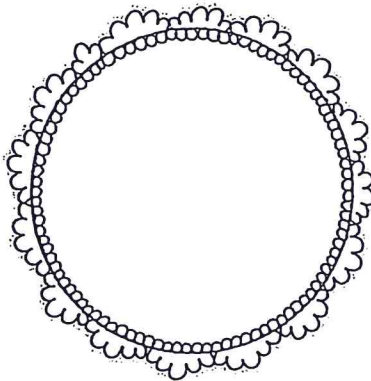


Read each word.


Add a final 'e' to each word to make a long vowel sound. Draw a picture of your new word.




kite



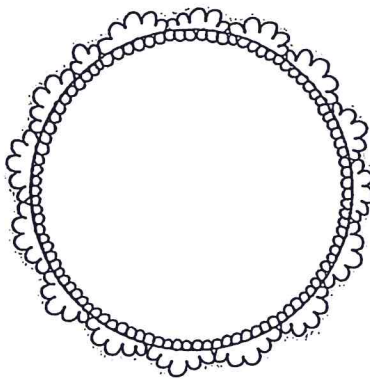
cube



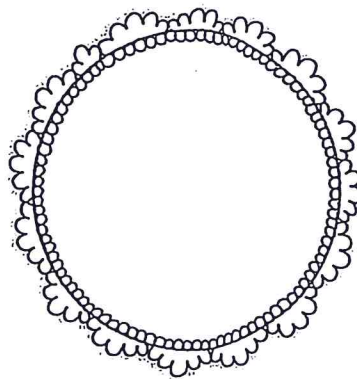
rode




cape



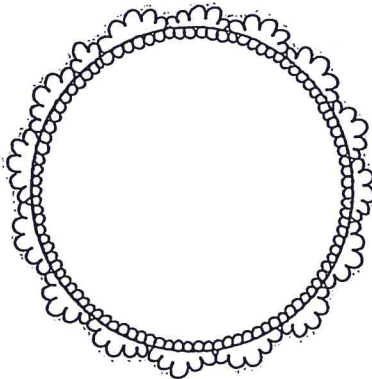
pine



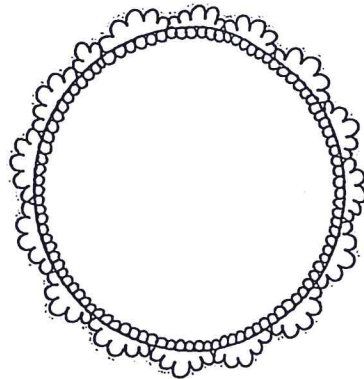
time



tape



note



can



Find the correct meaning of the word **retry**.

trying

☐

try again

☐

try before

☐

Find the correct word that means **not tied**. Circle the prefix.

pretie

☐

untied

☐

mistied

☐

Draw a line from the prefix to its meaning.

pre ●

● before

re ●

● not

un ●

● again



Find the correct word that means **dance before**. Circle the prefix.

dancing

☐

predance

☐

danced

☐

Name: _____

Addition and Subtraction

$2 + 7 = \underline{\quad}$

$4 - 4 = \underline{\quad}$

$7 - 3 = \underline{\quad}$

$5 - 3 = \underline{\quad}$

$6 + 2 = \underline{\quad}$

$8 - 4 = \underline{\quad}$

$2 + 5 = \underline{\quad}$

$1 + 9 = \underline{\quad}$

$2 + 0 = \underline{\quad}$


$4 + 4 = \underline{\quad}$

$6 - 3 = \underline{\quad}$

$3 + 4 = \underline{\quad}$

$10 - 4 = \underline{\quad}$

$4 + 5 = \underline{\quad}$









Name : _____

Score : _____

Teacher : _____


Date : _____

Fill in the Missing Numbers



Name _____ Compare and Contrast Date _____

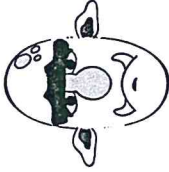
Word Bank:



houses



pigs



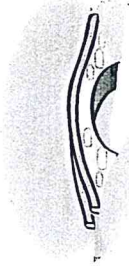
troll




wolf

3

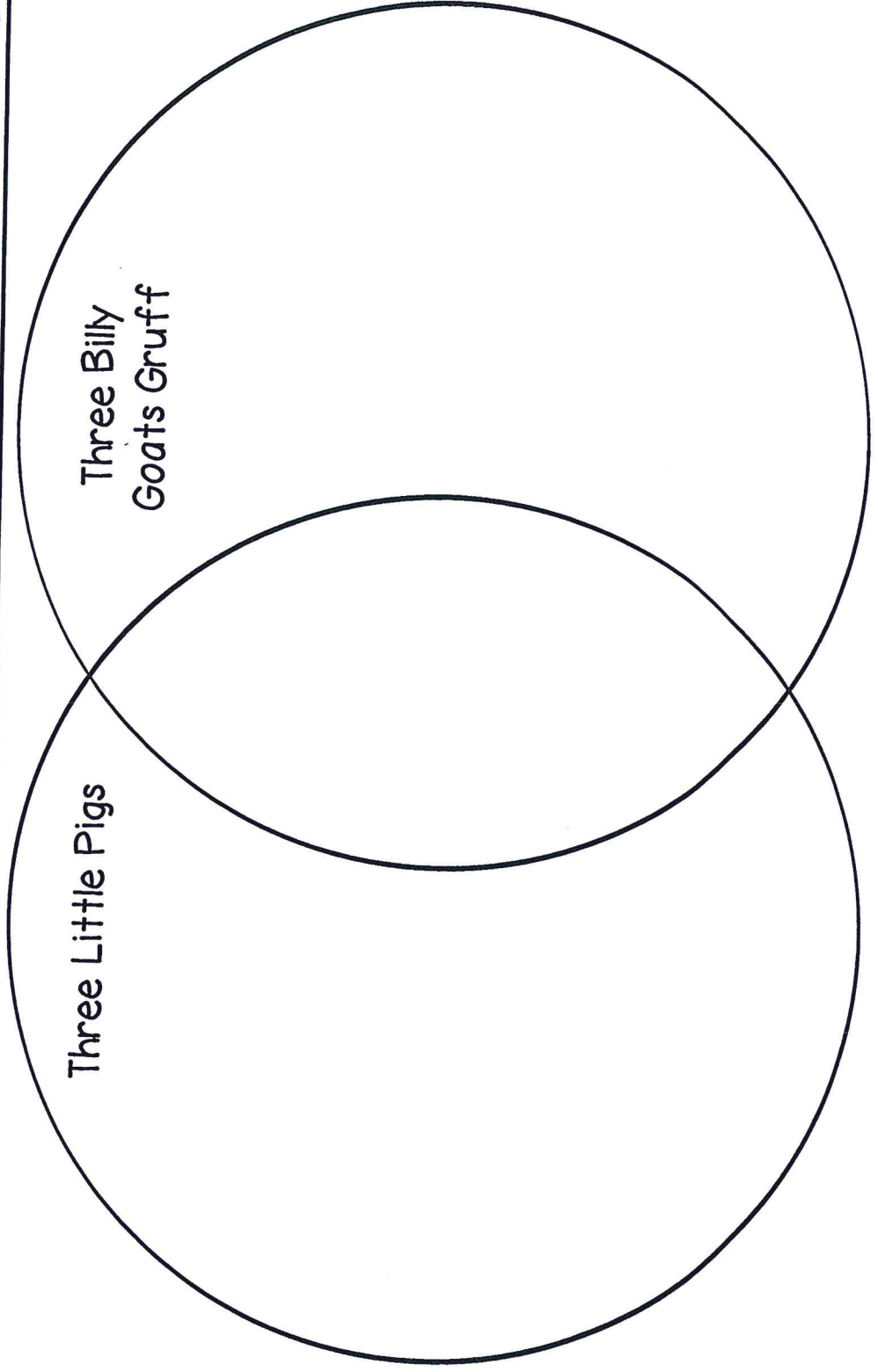
3 brothers







bridge




goats




The Three Little Pigs




Oh no! The big bad wolf!





I have a house of straw.




I'll huff and I'll puff and I'll
blow your house down!




I have a house of sticks.



I'll huff and I'll puff and I'll
blow your house down!





I have a house of bricks.



Can I blow it down?


The Three Billy Goats Gruff




“Who is trip-trapping on my bridge?” said the troll.



I am the Little Billy Goat
Gruff.




“Who is trip-trapping on
my bridge?” said the troll.



I am the Middle Billy Goat
Gruff.



“Who is trip-trapping on
my bridge?” said the troll.



I am the Big Billy Goat Gruff.
Let me cross the bridge!



Hooray! We can get the
green grass!