

April 6th

Parents,

Please read through the plan 1st! The links below will allow you access to the documents, powerpoints, and videos that we have created. If you have a problem, please contact your child's teacher through their method of contact to notify us that something isn't working.

We've tried to assemble the weekly work in such a way that you will be able to find everything you need to complete our weekly lessons. In the event that something isn't clear, please reach out to us so that we can help. We are available everyday Monday-Friday to help you.

****Freckle and Lexia are optional. They won't work on a phone but will work on a tablet, computer, or laptop.**

Printable Resources:

[Week of April 6th](#)

Online Resources:

Week of April 6th

[SPELLING](#)

[GRAMMAR](#)

Science: [Ranger Rick](#) & [Brain Pop](#)/ username: pinelevel/ password: brainpop

[Leader In Me](#)

Week of April 13th

[SPELLING](#)

[YouTube Videos:](#)

April 6 - April 10 2nd Grade

Reading	<p>* PLEASE have your child read to you daily! (20 min.)</p> <p>*Review selection vocabulary:</p> <p>afternoon: the time of day between noon and night</p> <p>blame: to say that something is someone's fault</p> <p>idea: a thought or an opinion</p> <p>important: having great meaning</p> <p>signmaker: someone who makes signs or public notices that give information</p> <p>townspeople: people who live in a town</p> <p>* Read: <i>The Signmaker's Assistant</i></p> <p>* On page 348 practice answering #5 (Answer in complete sentences)</p> <p>* Determine the Main Idea of this story. Write three details that support the main idea.</p> <p>* Lexia 20 minutes daily</p> <p>* 1 - 3 ELA Freckle Assignments</p>
Language Arts (Spelling and Grammar)	<p>Spelling:</p> <p>* Practice the spelling words talk, because, August, caught, draw, walk, chalk, auto, taught, thaw, fault, launch.</p> <p>*Activities:</p> <ul style="list-style-type: none">- sort the words by al, au, augh, aw- rainbow write the words- write the words in ABC order <p>*Dictation:</p> <ol style="list-style-type: none">1. We saw a hawk high in a tree this afternoon.2. The plumber found the flaw in the faucet.

	<p>3. The townspeople met at the city hall in August.</p> <p>Grammar:</p> <p>A contraction is a short way to put two words together. ex. do not - don't they are - they're I will - I'll She is - she's</p> <p>Have children locate contractions in reading materials, such as their reading books or their library books.</p>
Math	<ul style="list-style-type: none"> * Telling time to the hour, half hour, quarter till, *quarter past, to 5 minutes, and to the minute. * Use a tally chart to complete a bar graph, use a ruler to measure and graph the results, make a pictograph and solve problems using the results. * 1 - 3 Math Freckle assignments daily
Science	<p>See Resources Above</p>
LIM	<p>Habit 6: Synergize</p> <p>Synergizing is creative cooperation. It means "Two head are better than one." It stands for teamwork. It's not just one way, it's "our way".</p>

**Physical
Education**

- * Five jumping jacks
- * 5 push ups
- * 2 minutes of running in place
- * take a brisk walk around your yard
- * play games with your siblings or neighborhood friends, such as tag, basketball, kickball
- * eat healthy
- * do not sit for too long watching TV, playing video games, or on a tablet

Spelling Word Search

You can find the words going across, down and diagonally.

b	e	c	a	u	s	e	c	q	w	A
e	w	a	l	k	r	t	h	y	u	u
t	i	o	p	a	s	d	a	f	l	g
g	a	h	j	k	l	z	l	x	a	u
c	v	l	b	n	m	q	k	t	u	s
w	e	r	k	t	y	u	i	h	n	t
d	o	t	a	u	g	h	t	a	c	p
a	r	s	d	f	g	h	j	w	h	a
k	l	a	z	f	a	u	l	t	x	u
c	v	b	w	n	m	q	w	e	r	t
c	a	u	g	h	t	t	y	u	i	o

Name -----

Color talk- green

Color caught- blue

Color chalk- black

Color thaw- brown

Color because - pink

Color draw - gray

Color auto- purple

Color fault- orange

Color August- yellow

Color walk- light green

Color taught- red

Color launch- light blue

Writing Sentences

with Spelling Words

Choose a spelling word. Circle it and write a sentence with it.



chalk

auto

walk

taught

launch

Name _____

1. _____

2. _____

3. _____

4. _____

5. _____


The Signmaker's Assistant

Written by Tedd Arnold


U5W5

Everyone in town agreed. The old signmaker did the finest work for miles around. Under his brush, ordinary letters became beautiful words--words of wisdom, words of warning, or words that simply said which door to use.

When he painted STOP, people stopped because the sign looked so important. When he painted PLEASE KEEP OFF THE GRASS, they kept off because the sign was polite and sensible. When he painted GOOD FOOD, they just naturally became hungry.



People thanked the signmaker and paid him well. But the kind old man never failed to say, "I couldn't have done it without Norman's help."



Norman was the signmaker's assistant. Each day after school he cut wood, mixed colors, and painted simple signs.

"Soon I will have a shop of my own," said Norman.

"Perhaps," answered the signmaker, "but not before you clean these brushes."

One day, after his work was done, Norman stood at a window over the sign shop and watched people. They stopped at the STOP sign. They entered at the ENTER sign. They ate under the GOOD FOOD sign.

"They do whatever the signs say!" said Norman to himself. "I wonder..." He crept into the shop while the signmaker napped. With brush and board he painted a sign of his own.

Early the next morning he put up the sign, then ran back to his window to watch.

"No school?" muttered the principal. "How could I forget such a thing?"

"No one informed me," said the teacher.

"Hooray!" cheered the children, and everyone went home.

"This great!" cried Norman. He looked around town for another idea. "Oh," he said at last, "there is something I have always wanted to do."

The following day Norman jumped from the top of the fountain in the park. As he swam, he thought to himself, *I can do lots of things with signs*. Ideas filled his head.

That afternoon when Norman went to work, the signmaker said, "I must drive to the next town and paint a large sign on a storefront. I'll return tomorrow evening, so please lock up the shop tonight."

As soon as the signmaker was gone, Norman started making signs. He painted for hours and hours and hours.

In the morning people discovered new signs all around town.

Norman watched it all and laughed until tears came to his eyes. But soon he saw people becoming angry.

"The signmaker is playing tricks," they shouted.

"He has made fools of us!"


The teacher tore down the NO SCHOOL TODAY sign. Suddenly people were tearing down all the signs- not just the new ones but every sign the signmaker had ever painted.

Then the real trouble started. Without store signs, shoppers became confused. Without stop signs, drivers didn't know when to stop. Without street signs, firemen became lost.

In the evening when the signmaker returned from his work in the next town, he knew nothing of Norman's tricks. An angry crowd of people met him at the back door of his shop and chased him into the woods.

As Norman watched, he suddenly realized that without signs and without the signmaker, the town was in danger.

"It's all my fault!" cried Norman, but no one was listening.



Late that night the signmaker returned and saw a light on in his shop. Norman was feverishly painting.

While the town slept and the signmaker watched, Norman put up stop signs, shop signs, street signs, danger signs, and welcome signs; in and out signs, large and small signs, new and beautiful signs.

He returned all his presents and cleared away the garbage at the grocery store. It was morning when he finished putting up his last sign for the entire town to see.

Then Norman packed his things and locked up the shop. But as he turned to go, he discovered the signmaker and all the townspeople gathered at the door.

"I know you're angry with me for what I did," said Norman with downcast eyes, "so I'm leaving."

"Oh, we were angry all right!" answered the school principal. "But we were also fools for obeying signs without thinking."

"You told us you are sorry," said the signmaker, "and you fixed your mistakes. So stay and work hard. One day this shop may be yours."

"Perhaps," answered Norman, hugging the old man, "but not before I finish cleaning those brushes."






Common Core State Standards

Literature 1. Ask and answer such questions as *who*, *what*, *where*, *when*, *why*, and *how* to demonstrate understanding of key details in a text. **Also Literature 7, Writing 3.**

Envision It!

Retell




READING STREET ONLINE
STORY SORT
www.ReadingStreet.com

Think Critically

1. What signs do you see in your community? How are they like the ones in the story? **Text to World**
2. This is a funny, entertaining story. What other message do you think the author might be trying to give you? **Think Like an Author**
3. What is the topic of this story? What is its main idea? **Main Idea and Details**
4. Look at the picture of the two men on page 341. Why are they holding their heads? **Inferring**
5. **Look Back and Write**
Look back at page 346. How does Norman fix the problems he caused? Provide evidence to support your answer.

Key Ideas and Details • Text Evidence



Rainbow Write your Spelling Words

Fill in the
missing sound.


Write the word
with markers.

Name _____

1. talk	t _ _ k	
2. caught	c _ _ _ _ t	
3. chalk	ch _ _ k	
4. thaw	th _ _	
5. because	bec _ _ se	
6. draw	dr _ _	
7. auto	_ _ to	
8. fault	f _ _ lt	
9. August	_ _ gust	
10. walk	w _ _ k	
11. taught	t _ _ _ _ t	
12. launch	l _ _ nch	
13. heard	h _ _ _ d	
14. brought	br _ _ _ _ t	

ABC Order

Put
Spelling Words
in ABC order.



Look at the first letter of the word. If the first letter is the same, look at the second letter of the word. If the second letter is the same, look at the third letter.

Color the oval when you use the word.

Name _____

talk because

August caught

draw walk


chalk auto

taught thaw

fault lunch

1. _____
2. _____
3. _____
4. _____
5. _____
6. _____
7. _____
8. _____
9. _____
10. _____
11. _____
12. _____

Consonant Pattern



Hunt

Name _____

Read each sentence.

Highlight the words that have aw, au, augh, al vowel patterns.. Then write the words.

1. Mom taught her daughter to bake.

2. May I draw on the sidewalk with chalk?

3. A crow always caws at dawn.

4. I brought chalk to draw on the walk.

5. Do not launch the rocket next to the auto.

6. I caught the ball the way Dad taught me.

7. I walked to the mall and got a malt.

Sorting Fun

Help the artist sort words with vowel patterns aw, au, augh, al. Circle the sound in each word.



Name _____

aw	au	augh	al

Syllable Fun!


Read the words.

How many syllables does each Vocabulary Word have?

Write the words on the correct boy that is yawning.


afternoon
blame
idea
important
signmaker
townspeople

1 syllable word.



Name _____

3 syllable words



Writing Sentences



with Vocabulary Words

Choose a vocabulary word. Circle it and write a sentence with it.

Name _____

blame

idea

afternoon

important

signmaker

1. _____

2. _____

3. _____

4. _____

5. _____

Vocabulary Word Match

the time of day between noon and night	
to say that something is someone's fault	
a thought or an opinion	
having great meaning	
someone who makes signs	
people who live in a town	

Name _____

Cut out a Vocabulary Word. Glue it beside the correct definition.

©cindysaucer



afternoon blame important

idea signmaker townspeople

Fill in the Blank!

Fill in the blank with a word that makes sense in the sentence.

These are Vocabulary Words for
"Signmaker's Assistant".


Circle the word when you use it.



idea important blame signmaker
townspeople afternoon

1. The _____ worked in the town.
2. Mrs. Jackson had a good _____ about where to go on our fieldtrip.
3. The _____ made signs to put in our town.
4. We like to ride our bikes in the _____.
5. It is _____ to come to school every day.
6. Do not _____ another person for your mistake.

Name _____



Be a signmaker. Create a sign.

Humorous Fiction
Read
"Signmaker's Assistant"
Then answer the questions.



Draw a picture of your favorite sign that Norman painted.

1. What did Norman wonder about after he watched people obeying signs?

2. What has Norman always wanted to do?

3. What does Norman do as he watches people react to his signs?

4. How did the people react to all of Norman's signs?

5. What is the main idea of this story?

Humorous Fiction tells a funny story about made-up characters and events. Something about the story makes you laugh.

- Write a humorous story about a **troublemaker** who comes to your classroom.
- Give him a name and tell what he does in your classroom to get everyone's attention. Tell what happens to the troublemaker.

Main Idea and Details

The teacher told the class that there would be a spelling test the next day. Raul put his spelling book in his backpack before he went home. James was thinking about the soccer game after school and didn't remember to take his spelling book with him.

That evening, Raul reviewed his spelling words and practiced them with his father. James told his mom that he didn't have any homework because his backpack was empty.

The next morning, Raul was eager for the spelling test to begin. He felt confident that he knew the words. James squirmed in his seat as the teacher said the first word. He knew he was not prepared to take the test.

After reading the story, answer the main idea and detail questions.

1. What is the main idea of the first paragraph?

2. What are some details found in the first paragraph?

3. What is the main idea of the whole story?

Name _____

Main Idea and Details

Read the story and tell what each paragraph tells you.

Then tell what the story is all about.

You've probably seen them next to a road. Maybe you've seen one on top of a building. They are huge signs that tell you where to shop or what to eat. These have been around for a long time.

In the United States, the first billboards were made more than one hundred years ago. The first big signs were circus signs. They told people when the circus was coming. The sign had pictures of clowns and other acts.

Soon many companies were using billboards. They also started adding lights to billboards. Now people could see these big signs at night. Many billboards were put up next to highways, because people were driving more.

Today some billboards have parts that move. Some even have screens that show short movies. Think about billboards that you have seen?

Name _____

1st	Main Idea
2nd	
3rd	
4th	

Contractions

Rewrite each sentence using
contractions.



1. We will go to the park after school.

2. They are not coming with us..

3. I am happy that you can come.

4. I will take the bus downtown.

5. They do not want to walk.

6. You can not go by yourself.

7. You will have to wait.

name _____

Contractions

Answer these questions using
contractions.



1. Do you want to miss lunch?

2. Is it time to eat?

3. When will you eat supper?

4. Should you talk to strangers?

5. Can you fly like a bird?

6. What time is it?

7. Do you like to eat apples?

name _____

Name _____

Telling Time to Five Minutes

Write the time.

1.



2.



3.



4.



5. The time is 6:05. What number would the minute hand be pointing to on a clock?

6
(A)

5
(B)

2
(C)

1
(D)

6. Look at the clock. What time does it show?

(A) 12:45

(C) 12:55

(B) 12:50

(D) 1:00



7. **Number Sense** Look at the time on the first clock.

What time will it be in five minutes?

Show that time on the second clock.



1. What time is shown on the clock?




- (A) 3:15
- (B) 3:30
- (C) 4:30
- (D) 6:15

2. $92¢ - 45¢ =$ _____

- (A) 43¢
- (B) 45¢
- (C) 47¢
- (D) 57¢

3. The time is 6:00. Which number on the clock is the minute hand pointing to?



4. James, Bonnie, and Tori had a jump rope contest. The number of times each child jumped is given in this table. Order the number of jumps from greatest to least. Tell who won the contest.

Name	James	Bonnie	Tori
Jumps	191	185	202

_____, _____, _____


_____ won the contest.

Name _____

Telling Time Before and After the Hour

Write the time or draw the hands to show the time.
Then write the time before or after the hour.

1.







quarter to 11

2.



half past 1

3. Joyce gets up at ten minutes before 7. Which clock shows this time?



4. **Journal** Write two ways to say the time shown.



1. Which clock shows the same time as the digital clock?



- (A)
- (B)
- (C)
- (D)

2. Which clock shows the same time as on the digital clock?



- (A)
- (B)
- (C)
- (D)

3. Draw the minute hand to show the time.



4. Solve. Draw the coins.

Leo has 5 coins worth 57¢. One coin is a quarter.
What are the other four coins?

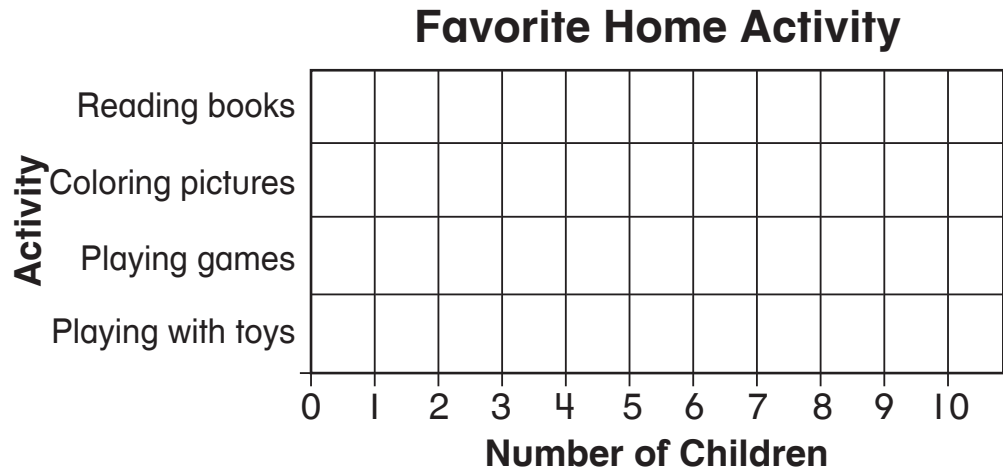


Organizing Data

Use the table to make the bar graph.

Then use the bar graph to solve the problems.

Home Activity	
Reading books	9
Coloring pictures	8
Playing games	10
Playing with toys	4



1. Did more children choose reading books or coloring pictures?

2. Which activity is the favorite of the greatest number of children?

3. Which activity is the favorite of the fewest number of children?

4. **Estimation** About how many children were asked to vote for their favorite home activity?

(A) about 10 children

(C) about 30 children

(B) about 20 children

(D) about 40 children

1. How many children ride a bike to school each day?

Ways We Get to School	
Bus	12
Walking	7
Bike	2
Car	3

12
Ⓐ

7
Ⓑ

3
Ⓒ

2
Ⓓ

2. What is the sum?

$$\begin{array}{r} 52¢ \\ + 29¢ \\ \hline \end{array}$$


71¢
Ⓐ

77¢
Ⓑ

81¢
Ⓒ

91¢
Ⓓ

3. Draw hands on the clock to solve.
 Damon started his homework at 4:00.
 He finished 1 hour later. What time did he finish?



Damon finished his homework at _____.

4. Write a number sentence to solve.
 Ali put 27 baseball cards in his album.
 The album holds 60 cards.
 How many more baseball cards can his album hold?


_____ - _____ = _____ baseball cards

Name _____

Graphing Lengths

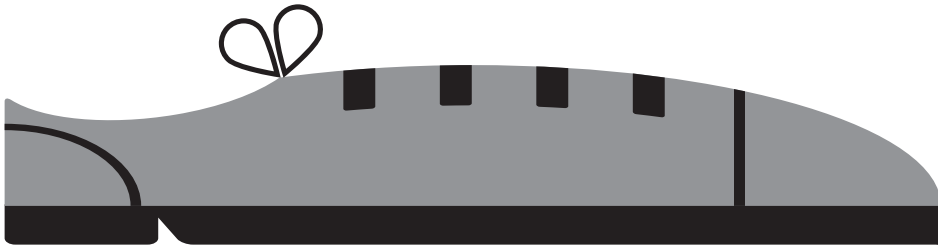
Measure each shoe in inches.

1. Green Shoe



The green shoe is _____ inches long.

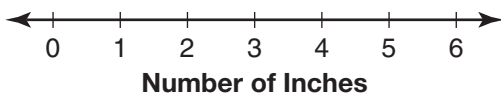
2. Purple Shoe



The purple shoe is _____ inches long.

Complete the table.

Use the data from the table to make a line plot.



Shoe	Length in Inches
Red	4
Green	
Purple	

Use the line plot to answer the question.

3. How many inches shorter is the red shoe than the purple shoe?

- (A) 2 (B) 1 (C) 4 (D) 5

Name _____


1. What time is it?

Draw a picture to show what you might be doing at the time shown on the clock.




2. Anisha starts her homework at 4:15 each day. She finishes at 5:15.

Draw the hands to show both times. Write the times.



3. Mindy says, "It's a quarter to 3." Cruz says, "It's a quarter past 2." Who is right? Explain your answer.



Name _____

1. Count the coins. What is the total value?



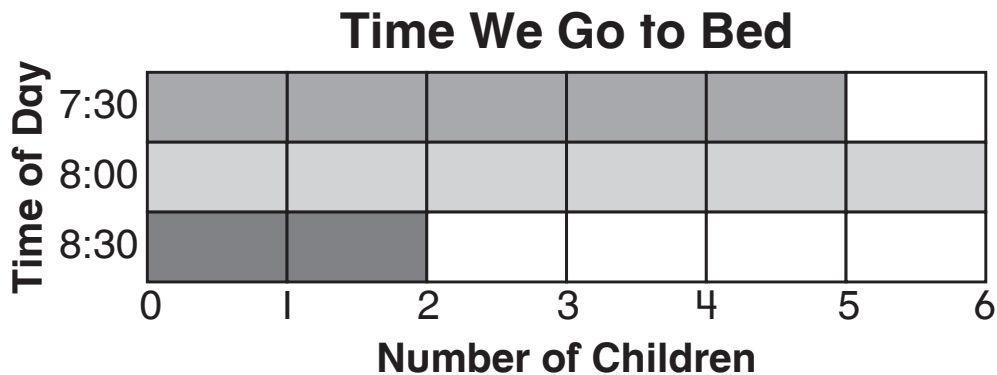
_____ ¢

2. Which time means the same as 2:10?

- (A) 2 minutes before 10
- (B) 10 minutes after 2
- (C) 10 minutes before 2
- (D) 2 minutes after 10

3. Use the bar graph to solve.

How many children go to bed at 8:00?



_____ children