

Help! I feel stuck... What can I write about?

School	Friends	Things I Imagine	Books	Vacations
Recess	Pets	Mysteries	Holidays	My Home
Technology	Birthdays	Vehicles	Sports	Toys
Games	Super Heroes	Food	Playing Outside	Animals

Rollin' Rainbow Spelling

Roll the dice and write your spelling word that number of times in the color listed.

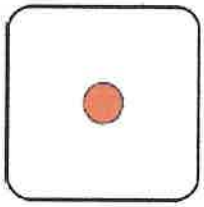

Spell the word in red.

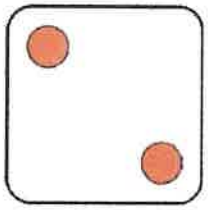

Spell the word in orange.



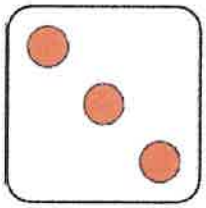

Spell the word in yellow.



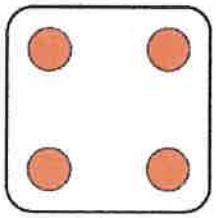

Spell the word in green.

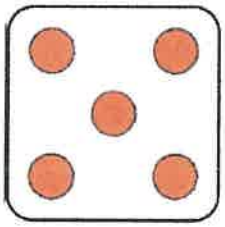

Spell the word in blue.

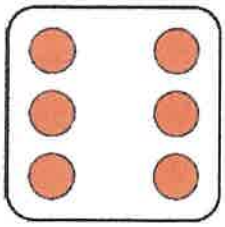

Spell the word in purple.

Name:_____ Date:_____

Roll and Add a Prefix

Directions: (For 2 players) Each player takes a turn rolling a die. Write a prefix that would complete a word in that row. Continue playing until all words have a prefix.

Prefixes
re un dis
pre in

Game #1

●	____able	____tell	____lucky	____approve
● ●	____read	____lock	____correct	____call
● ● ●	____happy	____honest	____please	____cover
● ● ● ●	____like	____paint	____even	____test
● ● ● ● ●	____wind	____tie	____likely	____obey
● ● ● ● ● ●	____view	____respect	____think	____afraid

Game #2

●	____build	____place	____view	____appear
● ●	____organized	____trust	____connect	____secure
● ● ●	____kind	____agree	____school	____made
● ● ● ●	____like	____do	____vest	____cooked
● ● ● ● ●	____heat	____fair	____play	____friendly
● ● ● ● ● ●	____true	____advantage	____write	____tidy

©Annie Moffatt @ The Moffatt Girls 2016

Roll & READ fluency sentences

Name _____

mixed review [short a, e, I, o, u]

The bug had a fin!	Get him off the dog.	Can you zip up the bag?	Will you ask mom for a cat?	Put it in the pot to sit.	I will run and get him.
She can sip it.	I hid in the bin.	You have to run to win.	Don got the dog food.	Ken took out the map.	Sit in the van.
Will you set the table?	Are we there yet?	Can the pig run?	The mat is flat.	Will you jet over?	Fit the fig in the bag.
I used the mop.	Did you see the pug?	I can't cut the bag.	Can you hum?	The bug can hum.	I sat on the top.
Will you rub the pup?	The cup is full.	The cop saw him!	Find the fin on the fish.	The big bag was red.	He will jot on the pad.
Don't get wet.	The kid got rid of it.	Where is the hut?	The cat sat on the rug.	Do you want a cup or mug?	I can't eat nuts.
					

Roll & READ

Name _____

fluency sentences

mixed [a_e, i_e, o_e, u_e]

Sit on the line.	Don't play on the pole.	Don't sit on the cones.	Watch out for the cones.	The cake is huge.	Those files are mine.
I rode alone.	Don't take that tone with me.	I hope I get a note.	She wrote a good note.	Use the rules.	Let's bike not hike.
Can you give me the rice?	Let's play with the dice.	The space was wide.	The house was huge.	That wise mime was nice.	Can you find the dime?
Is the lime a dime?	There were nine moles.	The hole is huge.	The line was just fine.	Can you hide in the cake?	Dale had a sale.
This dice game is fun.	That tale was fake.	The case was fake.	The gate was lime green.	Bite the vine.	I like the pile of files.
I found where to hide.	I used the tape.	Jake likes the lake.	I found the page.	Make the date please.	The cave was behind the pine.
					

Roll & READ

Name _____

fluency sentences
long i [igh, ie, y]

Fry the turkey.	I am shy.	Let's get dry.	I can try.	I spy something green.	The sky is blue.
Don't be sly.	I spy a butterfly.	July is in the summer.	This frog is light.	I went by your place.	I saw two flies.
Try to keep up!	I can jump high.	Please don't cry.	Will you come by soon?	I try my best.	I let out a sigh.
The light is bright.	One dice is a die.	My clothes are drying.	Why is it fun?	We need to go right now.	The rope is tight.
I tried with all my might.	Let's not fight.	Good night moon.	The knight will save me.	Don't tell lies.	Can you tie your shoes?
I tied my laces.	I tried to tie my laces.	I love to eat pie.	What's the life cycle of a fly?	I can fly high!	My thigh is on my leg.
					

Roll & READ

Name _____

fluency sentences

/ir/ spelled ir, er, & ur

It looks blurry	The balloon will burst.	We are thirsty.	It's her turn next.	The nurse is thirty.	I don't know this verse.
The skirt will swirl.	Find the teacher.	Can you turn it off?	It was at the church.	Don't get burned.	The girl yelled.
Can you surf?	I have a new shirt.	I don't like the dirt.	Come on Saturday!	It's over there.	I put it under the pile.
They are my sisters.	Move the fern.	When is your birthday?	It's her birthday!	Turtles have a hard shell.	Turkeys are brown.
The flower is pretty.	You can go first.	It's your turn to play.	Can you play with her?	I can return it for you.	Is your skirt new?
I use herbs on my turkey.	Draw me a circle.	I drove in a circle.	The shirt is dirty.	The curls are perfect.	Let's take turns.
					

Roll & READ fluency sentences

Name _____

Digraphs [ch, ck, gn, kn, ph, sh, th, wh, wr]

Can you check in?	Pet the duck.	That gnat annoys me.	Knock on the door.	Shut the window.	I am thankful.
Phew that was close!	I have that in white.	Will you write this?	Do you like chess?	I hope you're not sick.	I moved the gnome.
Sit on your knees.	Pick up the phone.	I don't like the shore.	The thorn stuck me!	Give the dog a bath.	Can you do the math?
Which one is it?	That is wrong.	I wrote it on the chart.	Do you have a stick of gum?	Get the gnat!	I hung it on the knob.
We can make a graph.	Take out the trash.	This one or that one?	What are you doing?	I fell on my wrist.	I'll wait on the bench.
He can kick it.	Shuffle the cards.	Can you both come?	Do you have a whisk?	I need to wrap it.	Those are for the bath.
					

Directions: Pick and write 20 words in ABC order.

Name:_____

ABC Order



A B C D E F G H I J K L M N O P Q R S T U V W X Y Z

1.	11.
2.	12.
3.	13.
4.	14
5.	15.
6.	16.
7.	17.
8.	18.
9.	19.
10.	20.

Name:_____ Date:_____

PYRAMID SPELLING

Use your spelling list to pyramid write your words.

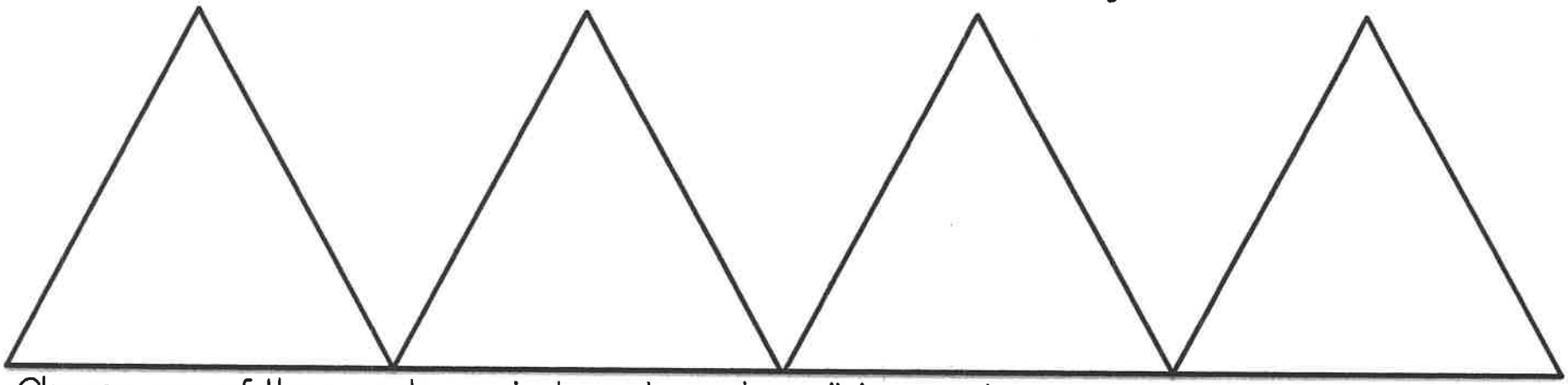

Choose one of the words you just wrote and use it in a sentence.

_____

_____

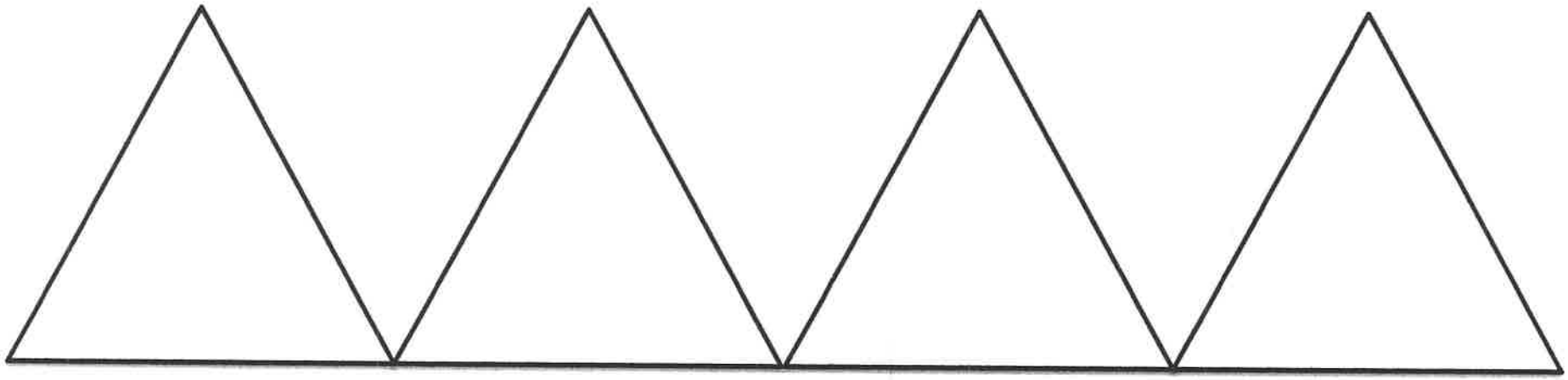

Choose one of the words you just wrote and use it in a sentence.

_____

_____

Made by Saddle Up For 2nd Grade

Name:_____

Directions: Count the number of vowels and consonants in each spelling word.

Vowels and Consonants

Word	How many vowels?	How many consonants?

Name: _____

Directions: Write your spelling words five ways to complete each row.

Five ways

pencil	pen	colored pencil	marker	crayon

Name: _____

Spelling Spirals

Directions: Write your spelling words around the spirals.

Name:_____

Magical Words

Directions: Write your spelling words with a white crayon. Color over each word with a marker until it magically appears.

1.	11.
2.	12.
3.	13.
4.	14
5.	15.
6.	16.
7.	17.
8.	18.
9.	19.
10.	20.

Name:_____

Directions: Add up each spelling word using the numbers on the tiles.

Scrabble Spelling

A 1	B 3	C 3	D 2	E 1	F 4	G 2	H 4	I 1
J 8	K 5	L 1	M 3	N 1	O 1	P 3	Q 10	R 1
S 1	T 1	U 1	V 4	W 4	X 8	Y 4	Z 10	

Word	Equation	Sum

sight word typing

MrsStanfordsClass.com

♡	1	2	3	4	5	6	7	8	9	0	←
tab	Q	W	E	R	T	Y	U	I	O	P	
caps	A	S	D	F	G	H	J	K	L	enter	
shift	Z	X	C	V	B	N	M	P	shift		
ctrl	alt						←	↑	↓	→	