

**ALBUQUERQUE TALENT DEVELOPMENT ACADEMY**

1800 Atrisco Dr NW  
Albuquerque, NM 87120  
PHONE: 505-503-2465

# **Executive Financial Report**

**As of February 28, 2021**

## Financial Highlights

Key financial highlights are as follows:

- ATDA has a total of \$75,520.24 in negative fund balance among six funds through February. Requests for Reimbursement for 2<sup>nd</sup> Quarter have been submitted.
- ATDA has spent 83% of Operational budget.
- ATDA has the necessary minimum cash reserve to maintain acceptable liquidity coming into FY2020-2021.

## Governing Council Action Items

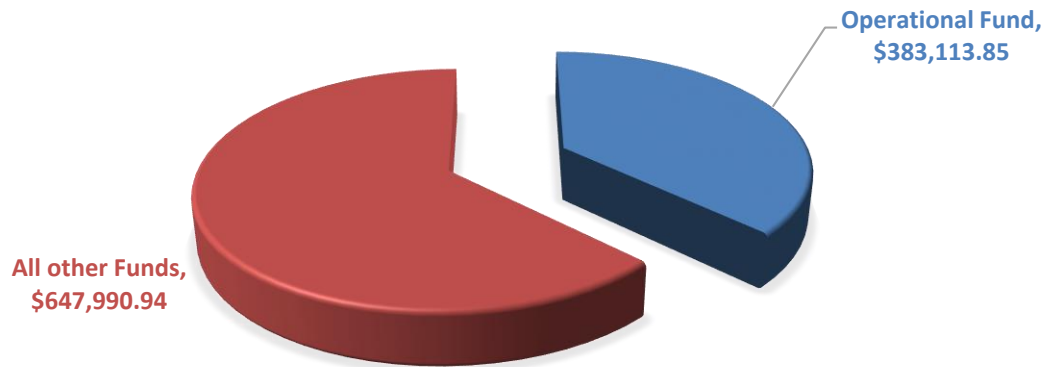
- I. **BUDGET**
  - BLANKET MAINTENANCE BAR
- II. **FINANCIAL STATEMENT REPORTS AS OF FEBRUARY 28, 2021**
  - Balance Sheet Report
  - Statement of Revenues, Expenditures, and Changes in Fund Balance
  - Budget to Actual – Expenditure and Revenue
- IV. **BANK RECONCILIATION REPORT**
  - February 28, 2021
- V. **PAYROLL & ACCOUNTS PAYABLE PAYMENT VOUCHERS**
  - February 28, 2021

## Overview of Financial Position and Operations

### Balance Sheet:

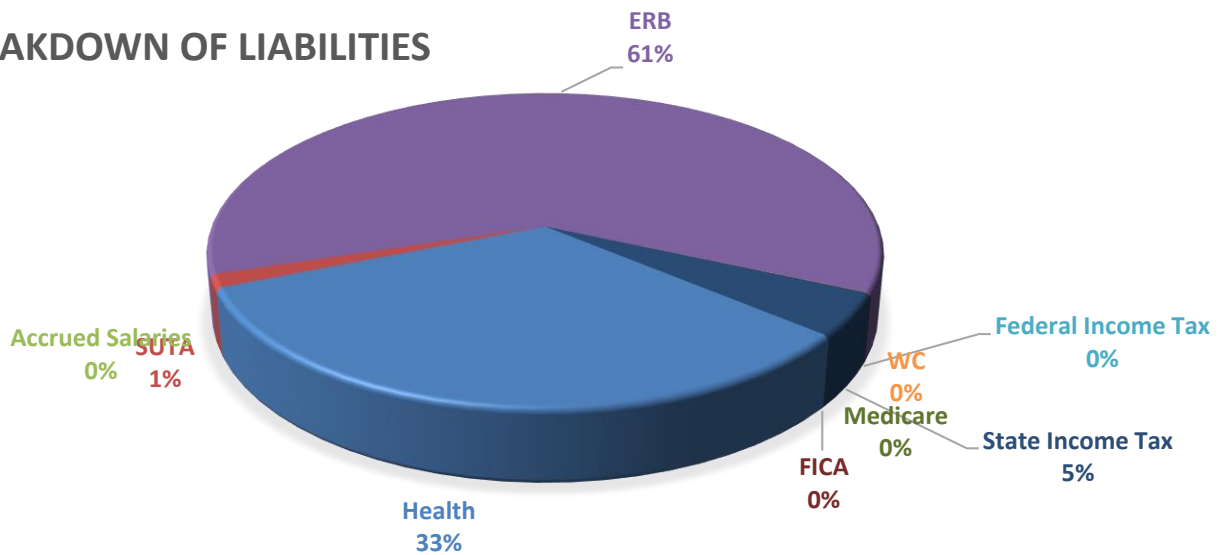
Albuquerque Talent Development Academy's only bank account reports the balance by fund totaling \$1,031,104.79 as of February 28, 2021. The Operational fund currently possesses approximately 37% of the cash of the schools funds.

### NM BANK & TRUST



There are currently 5 different liability accounts of which the largest is ERB at 61%. The total amounts for the liability balance is \$36,935.78.

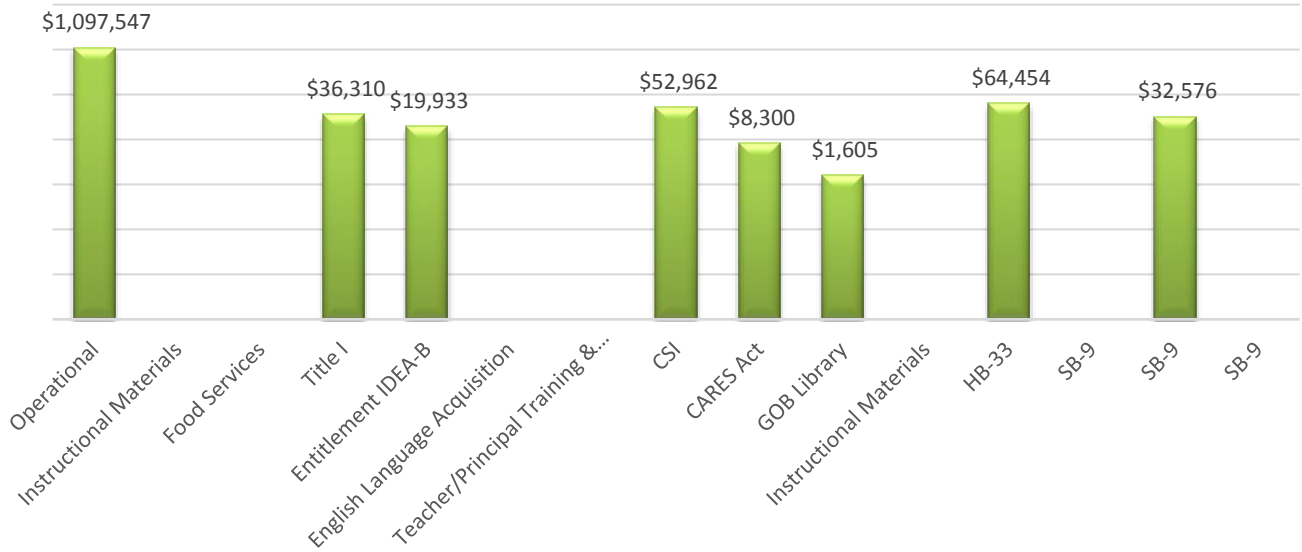
### BREAKDOWN OF LIABILITIES



**Income Statement:**

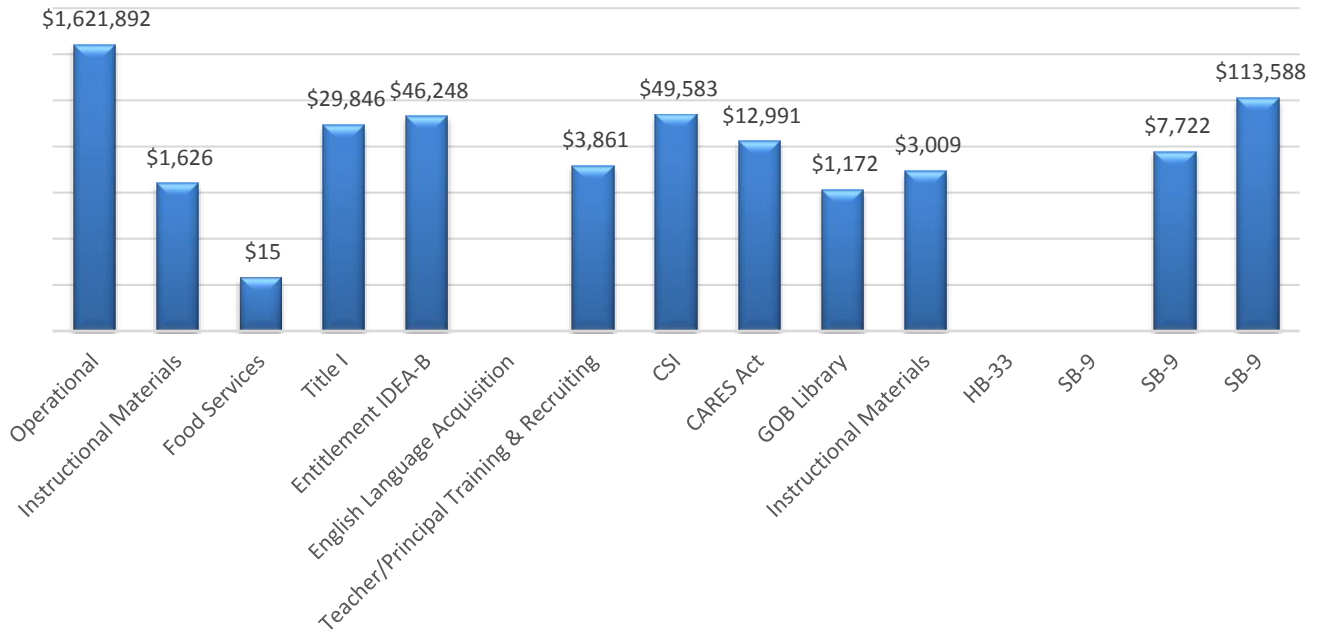
Albuquerque Talent Development Academy is heavily dependent on revenue from the Operational fund, which accounts for 84% of total revenues received as of February 28, 2021.

**Revenue**



The majority of the expenditures were spent from the Operational fund at 86%. \*We cannot spend HB-33 until we are in Lease-Purchase Agreement.\*

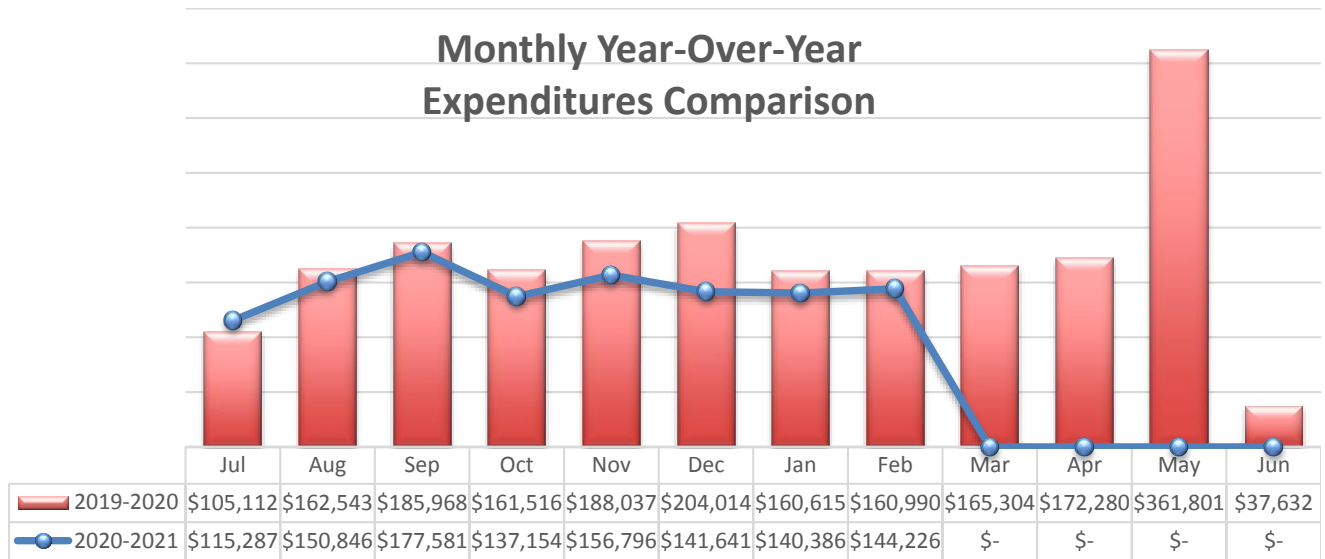
**Expenses**




## Expenditure Analytical Review

There was a \$16,764 decrease in ATDA's monthly expenditures over last year's total monthly expenditures for February, which is a result of decreased expenses in all categories except Other Purchased Services.

### Monthly Year-Over-Year Expenditures Comparison



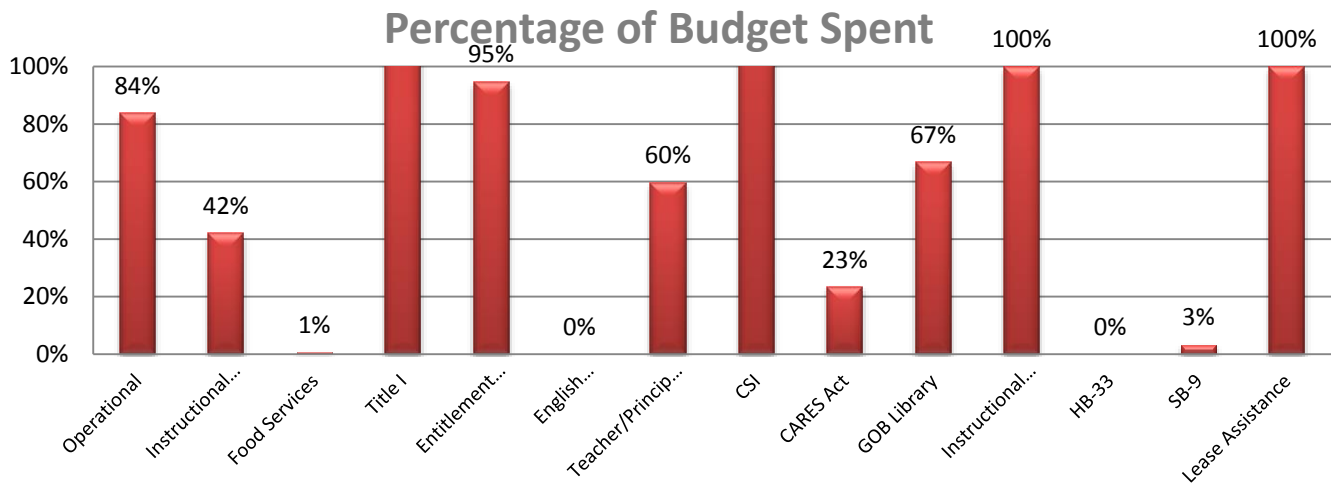
### February Year-Over-Year Expenditures Comparison by Type



YoY	Feb	Total
Compensation	\$ (8,245)	\$ (75,371)
Employee Benefits	\$ (1,818)	\$ (12,107)
Purchased Professional & Technical Services	\$ (3,262)	\$ (11,410)
Purchased Property Services	\$ (3,389)	\$ (29,429)
Other Purchased Services	\$ 1,767	\$ (16,925)
Supplies	\$ (575)	\$ 5,519
Property	\$ (1,242)	\$ (25,154)
Debt Service and Miscellaneous	\$ -	\$ -
<b>Total</b>	<b>\$ (16,764)</b>	<b>\$ (164,876)</b>

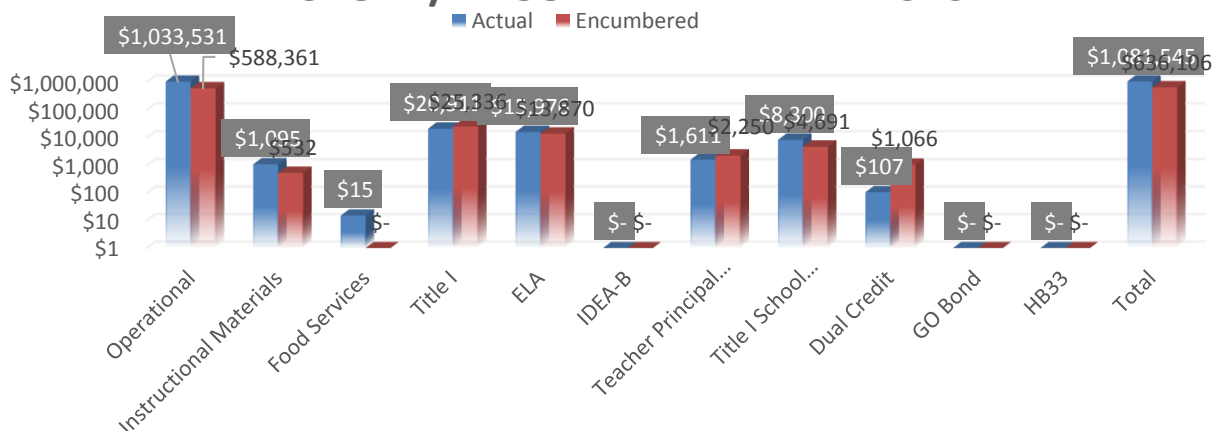
### Budget to Actual:

Percentage of budget spent includes actual and encumbered expenses. The dollar amounts are indicated on the second graph. The breakdown for actual versus encumbered is indicated in the third graph below.



Fund	Fund Balance	Revenue			Expenditures		
	Budgeted	Budget (YTD)	Actual (YTD)	Balance	Budget (YTD)	Actual + Enc (YTD)	Balance
Operational	\$ 284,127	\$ 1,653,261	\$ 1,097,547	\$ 555,714	\$ 1,937,388	\$ 1,621,892	\$ 315,496
Instructional Materials	\$ 3,869	0	0	\$ -	\$ 3,869	\$ 1,626	\$ 2,243
Food Services	\$ 1,682	0	0	\$ -	\$ 1,682	\$ 15	\$ 1,667
Title I	\$ -	\$ 28,616	\$ 36,310	\$ (7,694)	\$ 28,616	\$ 29,846	\$ (1,230)
Entitlement IDEA-B	\$ -	\$ 48,773	\$ 19,933	\$ 28,841	\$ 48,773	\$ 46,248	\$ 2,525
English Language Acquisition	\$ -	\$ 1,140	\$ -	\$ 1,140	\$ 1,140	\$ -	\$ 1,140
Teacher/Principal Training & R	\$ -	\$ 6,468	\$ (31)	\$ 6,499	\$ 6,468	\$ 3,861	\$ 2,607
CSI	\$ -	\$ 31,882	\$ 52,962	\$ (21,080)	\$ 31,882	\$ 49,583	\$ (17,701)
CARES Act	\$ -	\$ 55,514	\$ 8,300	\$ 47,214	\$ 55,514	\$ 12,991	\$ 42,523
GOB Library	\$ -	\$ 1,753	\$ 1,605	\$ 148	\$ 1,753	\$ 1,172	\$ 581
Instructional Materials	\$ 3,009	0	0	\$ -	\$ 3,009	\$ 3,009	\$ -
HB-33	\$ 440,936	\$ 103,527	\$ 64,454	\$ 39,073	\$ 544,463	\$ -	\$ 544,463
SB-9	\$ -	\$ 401	\$ -	\$ 401	\$ 401	\$ -	\$ 401
SB-9	\$ 175,253	\$ 52,434	\$ 32,576	\$ 19,858	\$ 227,687	\$ 7,722	\$ 219,965
SB-9	\$ -	\$ 113,588	\$ -	\$ 113,588	\$ 113,588	\$ 113,588	\$ -
<b>Total</b>	<b>\$ 908,876</b>	<b>\$ 2,097,357</b>	<b>\$ 1,313,655</b>	<b>\$ 783,702</b>	<b>\$ 3,006,233</b>	<b>\$ 1,891,553</b>	<b>\$ 1,114,680</b>

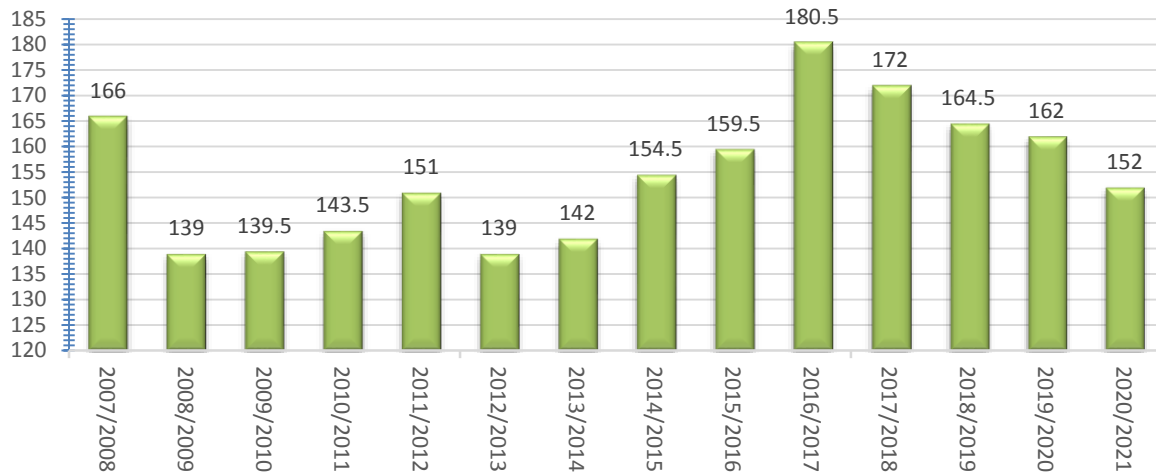
### ACTUAL/ENCUMBERED EXPENSES



## Relevant Current Economic Factors, Decisions and Conditions

- ATDA is funded based on 152 students for 2020-2021. Hold harmless provisions anticipated for FY22.
- 40% Phase-out of the Small School Size Adjustment for FY21. 60% anticipated for FY22.
- Potential for moving facilities.
- 35 students graduating which is 1/3 of current enrollment. Need to advertise.

## Funded Enrollment



## Request for Information

This financial report is designed to provide various interested parties with a general overview of ATDA's finances. If you have any questions about this report or require additional information, contact ATDA's Finance Department as follows:

Whitney Galindo, Business Manager  
(505) 503-2465  
[whitneyg@atdacademy.org](mailto:whitneyg@atdacademy.org)

Physical and Mailing Address:  
1800 Atrisco Rd NW  
Albuquerque, NM 87120

# Albuquerque Talent Development Academy

## Bank Account Reconciliation Report (GL Reconciliation)

Accounting Cycle: FY2020-2021; Bank: NM Bank & Trust - ; Bank Account: 6186746 - Main Checking; Statement Date: 02/28/2021; Include Unposted

Transactions: No; Created On: 3/9/2021 7:32:21 PM

	<b>Bank Reconciliation</b>	<b>+</b>	<b>Outstanding</b>	<b>=</b>	<b>ExpectedGL</b>	<b>-</b>	<b>ActualGL</b>	<b>1</b>	<b>Difference</b>
Beginning Balance	\$1,032,952.96	+	(\$3,389.93)	=	\$1,029,563.03	-	\$1,029,563.03	=	\$0.00
Deposits/Debits	\$145,466.30	+	\$0.00	=	\$145,466.30	-	\$145,586.30	=	(\$120.00)
Withdrawals/Credits	(\$141,887.83)	+	(\$2,036.71)	=	(\$143,924.54)	-	(\$144,044.54)	=	\$120.00
<b>Sub Total</b>	<b>\$1,036,531.43</b>		<b>(\$5,426.64)</b>		<b>\$1,031,104.79</b>		<b>\$1,031,104.79</b>		<b>\$0.00</b>



# Albuquerque Talent Development Academy

## Balance Sheet Report

Cycle: FY2020-2021; Fund Class: [All]; Fund Columns: [All Non-Zero Funds]; Account Expression: ((Fund) >= "11000"); Balance Date: 02/28/2021; Detail: No; Created On: 3/10/2021 4:41:55 PM

Description	11000	14000	21000	24101	24106	24154	24189	24190	24301	27107	27109	27125	27130	31200	31600	31701	31703	90001	Total
11012 - NM Bank & Trust	\$383,113.85	\$2,774.46	\$1,617.09	(\$4,774.48)	(\$18,884.51)	(\$1,145.81)	\$0.00	\$1,191.61	\$0.00	(\$106.61)	(\$505.76)	\$0.50	\$0.00	(\$48,680.57)	\$505,389.86	\$207,069.16	\$4,096.00	(\$50.00)	\$1,031,104.79
11031 - Cash on Hand	\$0.00	\$0.00	\$50.00	\$0.00	\$0.00	\$0.00	\$0.00	\$0.00	\$0.00	\$0.00	\$0.00	\$0.00	\$0.00	\$0.00	\$0.00	\$0.00	\$0.00	\$50.00	\$100.00
<b>Subtotal of Account Type: Asset</b>	<b>\$383,113.85</b>	<b>\$2,774.46</b>	<b>\$1,667.09</b>	<b>(\$4,774.48)</b>	<b>(\$18,884.51)</b>	<b>(\$1,145.81)</b>	<b>\$0.00</b>	<b>\$1,191.61</b>	<b>\$0.00</b>	<b>(\$106.61)</b>	<b>(\$505.76)</b>	<b>\$0.50</b>	<b>\$0.00</b>	<b>(\$48,680.57)</b>	<b>\$505,389.86</b>	<b>\$207,069.16</b>	<b>\$4,096.00</b>	<b>\$0.00</b>	<b>\$1,031,204.79</b>
<b>Subtotal of Account Group: Assets</b>	<b>\$383,113.85</b>	<b>\$2,774.46</b>	<b>\$1,667.09</b>	<b>(\$4,774.48)</b>	<b>(\$18,884.51)</b>	<b>(\$1,145.81)</b>	<b>\$0.00</b>	<b>\$1,191.61</b>	<b>\$0.00</b>	<b>(\$106.61)</b>	<b>(\$505.76)</b>	<b>\$0.50</b>	<b>\$0.00</b>	<b>(\$48,680.57)</b>	<b>\$505,389.86</b>	<b>\$207,069.16</b>	<b>\$4,096.00</b>	<b>\$0.00</b>	<b>\$1,031,204.79</b>
23124 - State Retirement System Contributions(Employee)	\$9,203.72	\$0.00	\$0.00	\$9.76	\$475.02	\$0.00	\$0.00	\$101.12	\$0.00	\$0.00	\$0.00	\$0.00	\$0.00	\$0.00	\$0.00	\$0.00	\$0.00	\$0.00	\$9,789.62
23125 - Health Insurance (Employee)	\$5,051.49	\$0.00	\$0.00	\$0.00	\$19.55	\$0.00	\$0.00	\$121.28	\$0.00	\$0.00	\$0.00	\$0.00	\$0.00	\$0.00	\$0.00	\$0.00	\$0.00	\$0.00	\$5,192.32
23126 - Unemployment Insurance	\$442.64	\$0.00	\$0.00	\$27.12	\$26.72	\$0.00	\$0.00	\$5.04	\$0.00	\$0.00	\$0.00	\$0.00	\$0.00	\$0.00	\$0.00	\$0.00	\$0.00	\$0.00	\$501.52
23127 - Workers' Compensation (Employee)	\$6.00	\$0.00	\$0.00	\$0.00	\$0.00	\$0.00	\$0.00	\$0.00	\$0.00	\$0.00	\$0.00	\$0.00	\$0.00	\$0.00	\$0.00	\$0.00	\$0.00	\$0.00	\$6.00
23134 - State Retirement System Contributions (Employer)	\$12,083.10	\$0.00	\$0.00	\$13.46	\$655.68	\$0.00	\$0.00	\$139.58	\$0.00	\$0.00	\$0.00	\$0.00	\$0.00	\$0.00	\$0.00	\$0.00	\$0.00	\$0.00	\$12,891.82
23135 - Health Insurance (Employer)	\$6,709.35	\$0.00	\$0.00	\$0.00	\$31.71	\$0.00	\$0.00	\$159.38	\$0.00	\$0.00	\$0.00	\$0.00	\$0.00	\$0.00	\$0.00	\$0.00	\$0.00	\$0.00	\$6,900.44
23137 - Workers' Compensation (Employer)	\$6.90	\$0.00	\$0.00	\$0.00	\$0.00	\$0.00	\$0.00	\$0.00	\$0.00	\$0.00	\$0.00	\$0.00	\$0.00	\$0.00	\$0.00	\$0.00	\$0.00	\$0.00	\$6.90
23142 - State Income Tax	\$1,466.80	\$0.00	\$0.00	\$1.82	\$161.66	\$0.00	\$0.00	\$16.88	\$0.00	\$0.00	\$0.00	\$0.00	\$0.00	\$0.00	\$0.00	\$0.00	\$0.00	\$0.00	\$1,647.16
<b>Subtotal of Account Type: Liability</b>	<b>\$34,970.00</b>	<b>\$0.00</b>	<b>\$0.00</b>	<b>\$52.16</b>	<b>\$1,370.34</b>	<b>\$0.00</b>	<b>\$0.00</b>	<b>\$543.28</b>	<b>\$0.00</b>	<b>\$0.00</b>	<b>\$0.00</b>	<b>\$0.00</b>	<b>\$0.00</b>	<b>\$0.00</b>	<b>\$0.00</b>	<b>\$0.00</b>	<b>\$0.00</b>	<b>\$0.00</b>	<b>\$36,935.78</b>
32300 - Unreserved Fund Balance	\$284,127.22	\$3,869.17	\$1,682.09	(\$25,160.32)	(\$19,276.09)	\$496.25	(\$634.00)	(\$22,753.10)	\$0.00	(\$1,605.21)	\$2,503.24	\$0.50	(\$500.00)	\$0.01	\$440,935.91	\$175,252.70	\$4,096.00	\$0.00	\$843,034.37
Net Increase/Decrease	\$64,016.63	(\$1,094.71)	(\$15.00)	\$20,333.68	(\$978.76)	(\$1,642.06)	\$634.00	\$23,401.43	\$0.00	\$1,498.60	(\$3,009.00)	\$0.00	\$500.00	(\$48,680.58)	\$64,453.95	\$31,816.46	\$0.00	\$0.00	\$151,234.64
<b>Subtotal of Account Type: Fund Balance/Retained Earnings</b>	<b>\$348,143.85</b>	<b>\$2,774.46</b>	<b>\$1,667.09</b>	<b>(\$4,826.64)</b>	<b>(\$20,254.85)</b>	<b>(\$1,145.81)</b>	<b>\$0.00</b>	<b>\$648.33</b>	<b>\$0.00</b>	<b>(\$106.61)</b>	<b>(\$505.76)</b>	<b>\$0.50</b>	<b>\$0.00</b>	<b>(\$48,680.57)</b>	<b>\$505,389.86</b>	<b>\$207,069.16</b>	<b>\$4,096.00</b>	<b>\$0.00</b>	<b>\$994,269.01</b>
<b>Subtotal of Account Group: Liabilities/Fund Balance</b>	<b>\$383,113.85</b>	<b>\$2,774.46</b>	<b>\$1,667.09</b>	<b>(\$4,774.48)</b>	<b>(\$18,884.51)</b>	<b>(\$1,145.81)</b>	<b>\$0.00</b>	<b>\$1,191.61</b>	<b>\$0.00</b>	<b>(\$106.61)</b>	<b>(\$505.76)</b>	<b>\$0.50</b>	<b>\$0.00</b>	<b>(\$48,680.57)</b>	<b>\$505,389.86</b>	<b>\$207,069.16</b>	<b>\$4,096.00</b>	<b>\$0.00</b>	<b>\$1,031,204.79</b>

# Albuquerque Talent Statement of Revenues and

Cycle: FY2020-2021; Fund Class: [All]; Fund Columns: [All Non-Zero Funds]; Account Expression: ([Fund] >= "11000") ; Include Element

Description	Total
11000 - Operational	\$139,133.54
24101 - Title I - IASA	\$1,060.70
24106 - Entitlement IDEA-B	\$656.41
24301 - CARES Act	\$1,071.12
31600 - Capital Improvements HB-33	\$2,353.43
31701 - Capital Improvements SB-9 Local	\$1,191.10
<b>Total Revenue</b>	<b>\$145,466.30</b>
11000 - Operational	\$118,766.54
24101 - Title I - IASA	\$1,058.28
24106 - Entitlement IDEA-B	\$5,070.55
24190 - CSI	\$2,344.69
31200 - Public School Capital Outlay	\$16,226.86
31701 - Capital Improvements SB-9 Local	\$759.09
<b>Total Expenditure</b>	<b>\$144,226.01</b>
<b>Total Other Financing Sources (Uses)</b>	<b>\$0.00</b>
<b>Excess (deficiency) of revenues and other financing sources over expenditures and other financing uses</b>	<b>\$1,240.29</b>
Fund Balance, Beginning of year	\$833,126.33
<b>Fund Balance, End of year</b>	<b>\$834,366.62</b>

# Albuquerque Talent Statement of Revenues and

Cycle: FY2020-2021; Fund Class: [All]; Fund Columns: [All Non-Zero Funds]; Account Expression: ([Fund] >= "11000") ; Include Element

Description	Total
11000 - Operational	\$1,097,547.13
24101 - Title I - IASA	\$36,309.69
24106 - Entitlement IDEA-B	\$19,932.50
24189 - Title IV - Student Supp Academic Achievement	\$634.00
24154 - Teacher/Principal Training & Recruiting	(\$31.25)
24190 - CSI	\$52,962.20
27107 - Literacy For Children @ Risk PED	\$1,605.21
27130 - Feminine Hygiene Products	\$500.00
24301 - CARES Act	\$8,299.85
31600 - Capital Improvements HB-33	\$64,453.95
31701 - Capital Improvements SB-9 Local	\$32,575.55
<b>Total Revenue</b>	<b>\$1,314,788.83</b>
11000 - Operational	\$1,033,530.50
14000 - Total Instructional Materials Sub-Fund	\$1,094.71
21000 - Food Services	\$15.00
24101 - Title I - IASA	\$15,976.01
24106 - Entitlement IDEA-B	\$20,911.26
24154 - Teacher/Principal Training & Recruiting	\$1,610.81
24190 - CSI	\$29,560.77
27107 - Literacy For Children @ Risk PED	\$106.61
27109 - PED Safety in Schools	\$3,009.00
24301 - CARES Act	\$8,299.85
31200 - Public School Capital Outlay	\$48,680.58
31701 - Capital Improvements SB-9 Local	\$759.09

<b>Total Expenditure</b>	\$1,163,554.19
<b>Total Other Financing Sources (Uses)</b>	\$0.00
<b>Excess (deficiency) of revenues and other financing</b>	
<b>sources over expenditures and other financing uses</b>	\$151,234.64
Fund Balance, Beginning of year	\$843,034.37
<b>Fund Balance, End of year</b>	<b>\$994,269.01</b>

# Albuquerque Talent Development Academy

## Account Summary Report

Cycle: FY2020-2021; Begin Date: 02/01/2021; End Date: 02/28/2021; Account Type: Revenue; Subtotal Elements: Fund,Function; Account Expression: ([Fund] >= "11000"); Subtotal By Account Type: No; Include Unposted Transactions: No; Created On: 3/10/2021 5:21:31 PM

Account Code	Description	Actual (Date Range)	Budget (YTD)	Actual (YTD)	Encumbrance (YTD)	Available (YTD)	% of Budget
11000-0000-41702-0000-001016-0000	Fees - Educational	\$0.00	(\$2,000.00)	(\$994.75)	\$0.00	(\$1,005.25)	49.73
11000-0000-43101-0000-001016-0000	State Equalization Guarantee	(\$139,133.54)	(\$1,651,261.00)	(\$1,096,552.38)	\$0.00	(\$554,708.62)	66.40
<b>Subtotal of Element: [Function] 0000 - Revenue</b>		<b>(\$139,133.54)</b>	<b>(\$1,653,261.00)</b>	<b>(\$1,097,547.13)</b>	<b>\$0.00</b>	<b>(\$555,713.87)</b>	<b>66.39</b>
<b>Subtotal of Element: [Fund] 11000 - Operational</b>		<b>(\$139,133.54)</b>	<b>(\$1,653,261.00)</b>	<b>(\$1,097,547.13)</b>	<b>\$0.00</b>	<b>(\$555,713.87)</b>	<b>66.39</b>
24101-0000-41924-0000-001016-0000	Flowthrough Grants from District	(\$1,060.70)	(\$28,616.00)	(\$36,309.69)	\$0.00	\$7,693.69	126.88
<b>Subtotal of Element: [Function] 0000 - Revenue</b>		<b>(\$1,060.70)</b>	<b>(\$28,616.00)</b>	<b>(\$36,309.69)</b>	<b>\$0.00</b>	<b>\$7,693.69</b>	<b>126.89</b>
<b>Subtotal of Element: [Fund] 24101 - Title I - IASA</b>		<b>(\$1,060.70)</b>	<b>(\$28,616.00)</b>	<b>(\$36,309.69)</b>	<b>\$0.00</b>	<b>\$7,693.69</b>	<b>126.89</b>
24106-0000-41924-0000-001016-0000	Flowthrough Grants from District	(\$656.41)	(\$48,773.00)	(\$19,932.50)	\$0.00	(\$28,840.50)	40.86
<b>Subtotal of Element: [Function] 0000 - Revenue</b>		<b>(\$656.41)</b>	<b>(\$48,773.00)</b>	<b>(\$19,932.50)</b>	<b>\$0.00</b>	<b>(\$28,840.50)</b>	<b>40.87</b>
<b>Subtotal of Element: [Fund] 24106 - Entitlement IDEA-B</b>		<b>(\$656.41)</b>	<b>(\$48,773.00)</b>	<b>(\$19,932.50)</b>	<b>\$0.00</b>	<b>(\$28,840.50)</b>	<b>40.87</b>
24153-0000-41924-0000-001016-0000	Flowthrough Grants from District	\$0.00	(\$1,140.00)	\$0.00	\$0.00	(\$1,140.00)	0.00
<b>Subtotal of Element: [Function] 0000 - Revenue</b>		<b>\$0.00</b>	<b>(\$1,140.00)</b>	<b>\$0.00</b>	<b>\$0.00</b>	<b>(\$1,140.00)</b>	<b>0.00</b>
<b>Subtotal of Element: [Fund] 24153 - English Language Acquisition</b>		<b>\$0.00</b>	<b>(\$1,140.00)</b>	<b>\$0.00</b>	<b>\$0.00</b>	<b>(\$1,140.00)</b>	<b>0.00</b>
24154-0000-41924-0000-001016-0000	Flowthrough Grants from District	\$0.00	(\$6,468.00)	\$31.25	\$0.00	(\$6,499.25)	-0.48
<b>Subtotal of Element: [Function] 0000 - Revenue</b>		<b>\$0.00</b>	<b>(\$6,468.00)</b>	<b>\$31.25</b>	<b>\$0.00</b>	<b>(\$6,499.25)</b>	<b>-0.48</b>
<b>Subtotal of Element: [Fund] 24154 - Teacher/Principal Training &amp; Recruiting</b>		<b>\$0.00</b>	<b>(\$6,468.00)</b>	<b>\$31.25</b>	<b>\$0.00</b>	<b>(\$6,499.25)</b>	<b>-0.48</b>
24189-0000-41924-0000-001016-0000	Flowthrough Grants from District	\$0.00	\$0.00	(\$634.00)	\$0.00	\$634.00	0.00
<b>Subtotal of Element: [Function] 0000 - Revenue</b>		<b>\$0.00</b>	<b>\$0.00</b>	<b>(\$634.00)</b>	<b>\$0.00</b>	<b>\$634.00</b>	<b>0.00</b>
<b>Subtotal of Element: [Fund] 24189 - Title IV - Student Supp Academic Achievement</b>		<b>\$0.00</b>	<b>\$0.00</b>	<b>(\$634.00)</b>	<b>\$0.00</b>	<b>\$634.00</b>	<b>0.00</b>
24190-0000-41924-0000-001016-0000	Flowthrough Grants from District	\$0.00	(\$31,882.00)	(\$52,962.20)	\$0.00	\$21,080.20	166.11
<b>Subtotal of Element: [Function] 0000 - Revenue</b>		<b>\$0.00</b>	<b>(\$31,882.00)</b>	<b>(\$52,962.20)</b>	<b>\$0.00</b>	<b>\$21,080.20</b>	<b>166.12</b>
<b>Subtotal of Element: [Fund] 24190 - CSI</b>		<b>\$0.00</b>	<b>(\$31,882.00)</b>	<b>(\$52,962.20)</b>	<b>\$0.00</b>	<b>\$21,080.20</b>	<b>166.12</b>
24301-0000-41924-0000-001016-0000	Flowthrough Grants from District	(\$1,071.12)	(\$55,514.00)	(\$8,299.85)	\$0.00	(\$47,214.15)	14.95
<b>Subtotal of Element: [Function] 0000 - Revenue</b>		<b>(\$1,071.12)</b>	<b>(\$55,514.00)</b>	<b>(\$8,299.85)</b>	<b>\$0.00</b>	<b>(\$47,214.15)</b>	<b>14.95</b>
<b>Subtotal of Element: [Fund] 24301 - CARES Act</b>		<b>(\$1,071.12)</b>	<b>(\$55,514.00)</b>	<b>(\$8,299.85)</b>	<b>\$0.00</b>	<b>(\$47,214.15)</b>	<b>14.95</b>
27107-0000-43202-0000-001016-0000	State Flow-through Grant	\$0.00	\$0.00	(\$1,605.21)	\$0.00	\$1,605.21	0.00
27107-0000-43204-0000-001016-0000	Prior Year Balances	\$0.00	(\$1,753.00)	\$0.00	\$0.00	(\$1,753.00)	0.00
<b>Subtotal of Element: [Function] 0000 - Revenue</b>		<b>\$0.00</b>	<b>(\$1,753.00)</b>	<b>(\$1,605.21)</b>	<b>\$0.00</b>	<b>(\$147.79)</b>	<b>91.57</b>
<b>Subtotal of Element: [Fund] 27107 - Literacy For Children @ Risk PED</b>		<b>\$0.00</b>	<b>(\$1,753.00)</b>	<b>(\$1,605.21)</b>	<b>\$0.00</b>	<b>(\$147.79)</b>	<b>91.57</b>
27130-0000-41924-0000-001016-0000	Flowthrough Grants from District	\$0.00	\$0.00	(\$500.00)	\$0.00	\$500.00	0.00
<b>Subtotal of Element: [Function] 0000 - Revenue</b>		<b>\$0.00</b>	<b>\$0.00</b>	<b>(\$500.00)</b>	<b>\$0.00</b>	<b>\$500.00</b>	<b>0.00</b>
<b>Subtotal of Element: [Fund] 27130 - Feminine Hygiene Products</b>		<b>\$0.00</b>	<b>\$0.00</b>	<b>(\$500.00)</b>	<b>\$0.00</b>	<b>\$500.00</b>	<b>0.00</b>
31200-0000-43209-0000-001016-0000	PSCOC Awards	\$0.00	(\$113,588.00)	\$0.00	\$0.00	(\$113,588.00)	0.00
<b>Subtotal of Element: [Function] 0000 - Revenue</b>		<b>\$0.00</b>	<b>(\$113,588.00)</b>	<b>\$0.00</b>	<b>\$0.00</b>	<b>(\$113,588.00)</b>	<b>0.00</b>
<b>Subtotal of Element: [Fund] 31200 - Public School Capital Outlay</b>		<b>\$0.00</b>	<b>(\$113,588.00)</b>	<b>\$0.00</b>	<b>\$0.00</b>	<b>(\$113,588.00)</b>	<b>0.00</b>
31600-0000-41110-0000-001016-0000	Ad Valorem Taxes - School District	(\$2,353.43)	(\$103,527.00)	(\$64,453.95)	\$0.00	(\$39,073.05)	62.25
<b>Subtotal of Element: [Function] 0000 - Revenue</b>		<b>(\$2,353.43)</b>	<b>(\$103,527.00)</b>	<b>(\$64,453.95)</b>	<b>\$0.00</b>	<b>(\$39,073.05)</b>	<b>62.26</b>
<b>Subtotal of Element: [Fund] 31600 - Capital Improvements HB-33</b>		<b>(\$2,353.43)</b>	<b>(\$103,527.00)</b>	<b>(\$64,453.95)</b>	<b>\$0.00</b>	<b>(\$39,073.05)</b>	<b>62.26</b>
31700-0000-43204-0000-001016-0000	Prior Year Balances	\$0.00	(\$401.00)	\$0.00	\$0.00	(\$401.00)	0.00
<b>Subtotal of Element: [Function] 0000 - Revenue</b>		<b>\$0.00</b>	<b>(\$401.00)</b>	<b>\$0.00</b>	<b>\$0.00</b>	<b>(\$401.00)</b>	<b>0.00</b>
<b>Subtotal of Element: [Fund] 31700 - Capital Improvements SB-9</b>		<b>\$0.00</b>	<b>(\$401.00)</b>	<b>\$0.00</b>	<b>\$0.00</b>	<b>(\$401.00)</b>	<b>0.00</b>
31701-0000-41110-0000-001016-0000	Revenue	(\$1,191.10)	(\$52,434.00)	(\$32,575.55)	\$0.00	(\$19,858.45)	62.12
<b>Subtotal of Element: [Function] 0000 - Revenue</b>		<b>(\$1,191.10)</b>	<b>(\$52,434.00)</b>	<b>(\$32,575.55)</b>	<b>\$0.00</b>	<b>(\$19,858.45)</b>	<b>62.13</b>
<b>Subtotal of Element: [Fund] 31701 - Capital Improvements SB-9 Local</b>		<b>(\$1,191.10)</b>	<b>(\$52,434.00)</b>	<b>(\$32,575.55)</b>	<b>\$0.00</b>	<b>(\$19,858.45)</b>	<b>62.13</b>
<b>Grand Total</b>		<b>(\$145,466.30)</b>	<b>(\$2,097,357.00)</b>	<b>(\$1,314,788.83)</b>	<b>\$0.00</b>	<b>(\$782,568.17)</b>	<b>62.69</b>

# Albuquerque Talent Development Academy

## Account Summary Report

Cycle: FY2020-2021; Begin Date: 02/01/2021; End Date: 02/28/2021; Account Type: Expenditure; Subtotal Elements: Fund,Function; Account Expression: ([Fund] >= "11000"); Subtotal By Account Type: No; Include Unposted Transactions: No; Created On: 3/10/2021 5:20:44 PM

Account Code	Description	Actual (Date Range)	Budget (YTD)	Actual (YTD)	Encumbrance (YTD)	Available (YTD)	% of Budget
11000-1000-51100-0000-001016-1612	Instruction-Salaries Expense	\$3,685.86	\$0.00	\$21,847.20	\$0.00	(\$21,847.20)	0.00
11000-1000-51100-1010-001016-1411	Instruction-Salaries Expense	\$32,548.16	\$488,378.00	\$223,028.46	\$162,740.62	\$102,608.92	45.66
11000-1000-51100-1010-001016-1711	Instruction-Salaries Expense	\$2,336.94	\$29,166.00	\$16,358.58	\$11,684.78	\$1,122.64	56.08
11000-1000-51100-2000-001016-1412	Instruction-Salaries Expense	\$404.88	\$0.00	\$14,499.00	\$2,024.54	(\$16,523.54)	0.00
11000-1000-51100-4020-001016-1214	Instruction-Salaries Expense	\$0.00	\$62,400.00	\$0.00	\$0.00	\$62,400.00	0.00
11000-1000-51100-4025-001016-1412	Instruction-Salaries Expense	\$3,592.56	\$0.00	\$24,741.24	\$17,962.88	(\$42,704.12)	0.00
11000-1000-51300-1010-001016-1411	Instruction-Additional Compensation	\$283.34	\$5,500.00	\$15,372.98	\$1,416.62	(\$11,289.60)	279.50
11000-1000-51300-4025-001016-1412	Instruction-Additional Compensation	\$166.66	\$0.00	\$1,166.62	\$833.38	(\$2,000.00)	0.00
11000-1000-51300-9000-001016-1618	Instruction-Additional Compensation	\$83.34	\$5,000.00	\$583.38	\$416.62	\$4,000.00	11.66
11000-1000-51300-9000-001016-1624	Instruction-Additional Compensation	\$0.00	\$1,000.00	\$0.00	\$0.00	\$1,000.00	0.00
11000-1000-52111-0000-001016-0000	Instruction-Educational Retirement	\$6,098.88	\$80,959.00	\$45,098.87	\$27,886.77	\$7,973.36	55.70
11000-1000-52112-0000-001016-0000	Instruction-ERA - Retiree Health	\$862.04	\$11,443.00	\$6,374.40	\$3,941.72	\$1,126.88	55.70
11000-1000-52210-0000-001016-0000	Instruction-FICA Payments	\$2,524.22	\$35,796.00	\$18,730.16	\$8,917.68	\$8,148.16	52.32
11000-1000-52220-0000-001016-0000	Instruction-Medicare Payments	\$590.34	\$8,372.00	\$4,393.41	\$2,085.73	\$1,892.86	52.47
11000-1000-52311-0000-001016-0000	Instruction-Health and Medical Premiums	\$3,351.82	\$29,768.00	\$23,268.86	\$16,573.43	(\$10,074.29)	78.16
11000-1000-52312-0000-001016-0000	Instruction-Life	\$26.12	\$377.00	\$189.90	\$114.64	\$72.46	50.37
11000-1000-52313-0000-001016-0000	Instruction-Dental	\$206.16	\$2,346.00	\$1,489.32	\$1,012.86	(\$156.18)	63.48
11000-1000-52314-0000-001016-0000	Instruction-Vision	\$35.85	\$490.00	\$250.83	\$177.46	\$61.71	51.18
11000-1000-52315-0000-001016-0000	Instruction-Disability	\$24.69	\$0.00	\$216.35	\$110.07	(\$326.42)	0.00
11000-1000-52500-0000-001016-0000	Instruction-Unemployment Compensation	\$134.36	\$1,148.00	\$350.61	\$497.97	\$299.42	30.54
11000-1000-52710-0000-001016-0000	Instruction-Workers Compensation Premium	\$0.00	\$7,514.00	\$15,892.85	\$0.00	(\$8,378.85)	211.50
11000-1000-52720-0000-001016-0000	Instruction-Workers Compensation Employer's Fee	\$0.00	\$140.00	\$49.32	\$32.12	\$58.56	35.22
11000-1000-53330-1010-001016-0000	Instruction-Professional Development	\$0.00	\$0.00	\$273.95	\$0.00	(\$273.95)	0.00
11000-1000-53330-4020-001016-0000	Instruction-Professional Development	\$0.00	\$8,100.00	\$0.00	\$0.00	\$8,100.00	0.00
11000-1000-53414-4020-001016-0000	Instruction-Other Professional/Technical Services	\$0.00	\$0.00	\$366.80	\$0.00	(\$366.80)	0.00
11000-1000-53711-1010-001016-0000	Instruction-Other Charges	\$0.00	\$0.00	\$94.69	\$0.00	(\$94.69)	0.00
11000-1000-55915-1010-001016-0000	Instruction-Other Contract Services	\$0.00	\$0.00	\$0.00	\$1,000.00	(\$1,000.00)	0.00
11000-1000-55915-9000-001016-0000	Instruction-Other Contract Services	\$0.00	\$4,775.00	\$0.00	\$0.00	\$4,775.00	0.00
11000-1000-56112-1010-001016-0000	Instruction-Other Textbooks	\$101.08	\$0.00	\$1,537.19	\$0.00	(\$1,537.19)	0.00
11000-1000-56113-1010-001016-0000	Instruction-Software	\$0.00	\$0.00	\$2,927.81	\$0.00	(\$2,927.81)	0.00
11000-1000-56118-1010-001016-0000	Instruction-General Supplies and Materials	\$753.33	\$10,000.00	\$3,037.07	\$191.23	\$6,771.70	30.37
11000-1000-56118-2000-001016-0000	Instruction-General Supplies and Materials	\$0.00	\$0.00	(\$70.00)	\$110.00	(\$40.00)	0.00
11000-1000-56118-4020-001016-0000	Instruction-General Supplies and Materials	\$0.00	\$3,000.00	\$0.00	\$0.00	\$3,000.00	0.00
11000-1000-56118-9000-001016-0000	Instruction-General Supplies and Materials	\$0.00	\$1,000.00	\$0.00	\$0.00	\$1,000.00	0.00
11000-1000-57332-1010-001016-0000	Instruction-Supply Assets (\$5,000 or Less)	\$0.00	\$1,000.00	\$0.00	\$60.00	\$940.00	0.00
<b>Subtotal of Element: [Function] 1000 - Instruction</b>		<b>\$57,810.63</b>	<b>\$797,672.00</b>	<b>\$442,069.85</b>	<b>\$259,791.12</b>	<b>\$95,811.03</b>	<b>55.42</b>
11000-2100-51100-0000-001016-1214	Support Services-Students-Salaries Expense	\$5,050.00	\$0.00	\$35,350.00	\$25,250.00	(\$60,600.00)	0.00
11000-2100-51100-4025-001016-1211	Support Services-Students-Salaries Expense	\$0.00	\$71,660.00	\$0.00	\$0.00	\$71,660.00	0.00
11000-2100-51300-0000-001016-1214	Support Services-Students-Additional Compensation	\$16.66	\$200.00	\$5,166.62	\$83.38	(\$5,050.00)	2,583.31

11000-2100-52111-0000-001016-0000	Support Services-Students-Educational Retirement	\$716.94	\$14,963.00	\$5,733.15	\$3,584.70	\$5,645.15	38.31
11000-2100-52112-0000-001016-0000	Support Services-Students-ERA - Retiree Health	\$101.34	\$2,115.00	\$810.38	\$506.68	\$797.94	38.31
11000-2100-52210-0000-001016-0000	Support Services-Students-FICA Payments	\$314.14	\$6,557.00	\$2,512.08	\$0.00	\$4,044.92	38.31
11000-2100-52220-0000-001016-0000	Support Services-Students-Medicare Payments	\$73.46	\$1,534.00	\$587.45	\$0.00	\$946.55	38.29
11000-2100-52311-0000-001016-0000	Support Services-Students-Health and Medical Premiums	\$0.00	\$5,654.00	\$0.00	\$0.00	\$5,654.00	0.00
11000-2100-52312-0000-001016-0000	Support Services-Students-Life	\$2.64	\$73.00	\$16.74	\$11.88	\$44.38	22.93
11000-2100-52313-0000-001016-0000	Support Services-Students-Dental	\$0.00	\$540.00	\$0.00	\$0.00	\$540.00	0.00
11000-2100-52314-0000-001016-0000	Support Services-Students-Vision	\$0.00	\$96.00	\$0.00	\$0.00	\$96.00	0.00
11000-2100-52500-0000-001016-0000	Support Services-Students-Unemployment Compensation	\$16.72	\$205.00	\$33.44	\$68.41	\$103.15	16.31
11000-2100-52710-0000-001016-0000	Support Services-Students-Workers Compensation Premium	\$0.00	\$1,376.00	\$0.00	\$0.00	\$1,376.00	0.00
11000-2100-52720-0000-001016-0000	Support Services-Students-Workers Compensation Employer's Fee	\$0.00	\$25.00	\$4.60	\$4.60	\$15.80	18.40
11000-2100-53211-2000-001016-0000	Support Services-Students-Diagnosticians - Contracted	\$424.76	\$0.00	\$2,123.80	\$3,017.79	(\$5,141.59)	0.00
11000-2100-53212-4025-001016-0000	Support Services-Students-Speech Therapists - Contracted	\$3,284.80	\$20,000.00	\$12,821.71	\$7,178.29	\$0.00	64.10
11000-2100-53213-2000-001016-0000	Support Services-Students-Occupational Therapists - Contracted	\$163.75	\$0.00	\$163.75	\$229.25	(\$393.00)	0.00
11000-2100-53218-2000-001016-0000	Support Services-Students-Specialists - Contracted	\$1,172.45	\$0.00	\$1,709.55	\$14,796.45	(\$16,506.00)	0.00
11000-2100-53414-0000-001016-0000	Support Services-Students-Other Professional/Technical Services	\$0.00	\$0.00	\$400.49	\$0.00	(\$400.49)	0.00
11000-2100-57332-0000-001016-0000	Support Services-Students-Supply Assets (\$5,000 or Less)	\$0.00	\$43,144.00	\$971.14	\$0.00	\$42,172.86	2.25
<b>Subtotal of Element: [Function] 2100 - Support Services-Students</b>		<b>\$11,337.66</b>	<b>\$168,142.00</b>	<b>\$68,404.90</b>	<b>\$54,731.43</b>	<b>\$45,005.67</b>	<b>40.68</b>
11000-2200-51100-0000-001016-1212	Support Services-Instruction-Salaries Expense	\$1,002.60	\$12,513.00	\$7,018.20	\$5,013.01	\$481.79	56.08
11000-2200-52210-0000-001016-0000	Support Services-Instruction-FICA Payments	\$62.16	\$776.00	\$435.12	\$313.26	\$27.62	56.07
11000-2200-52220-0000-001016-0000	Support Services-Instruction-Medicare Payments	\$14.54	\$182.00	\$101.78	\$73.25	\$6.97	55.92
11000-2200-52312-0000-001016-0000	Support Services-Instruction-Life	\$0.00	\$29.00	\$0.00	\$0.00	\$29.00	0.00
11000-2200-52500-0000-001016-0000	Support Services-Instruction-Unemployment Compensation	\$3.30	\$82.00	\$23.10	\$16.75	\$42.15	28.17
11000-2200-52710-0000-001016-0000	Support Services-Instruction-Workers Compensation Premium	\$0.00	\$163.00	\$0.00	\$0.00	\$163.00	0.00
11000-2200-52720-0000-001016-0000	Support Services-Instruction-Workers Compensation Employer's Fee	\$0.00	\$10.00	\$4.60	\$4.42	\$0.98	46.00
11000-2200-56118-0000-001016-0000	Support Services-Instruction-General Supplies and Materials	\$0.00	\$0.00	\$2,759.61	\$0.00	(\$2,759.61)	0.00
<b>Subtotal of Element: [Function] 2200 - Support Services-Instruction</b>		<b>\$1,082.60</b>	<b>\$13,755.00</b>	<b>\$10,342.41</b>	<b>\$5,420.69</b>	<b>(\$2,008.10)</b>	<b>75.19</b>
11000-2300-51100-0000-001016-1111	Support Services-General Administration-Salaries Expense	\$8,160.00	\$98,800.00	\$61,194.49	\$36,720.00	\$885.51	61.93
11000-2300-52111-0000-001016-0000	Support Services-General Administration-Educational Retirement	\$1,154.64	\$13,981.00	\$8,659.02	\$5,196.66	\$125.32	61.93
11000-2300-52112-0000-001016-0000	Support Services-General Administration-ERA - Retiree Health	\$163.20	\$1,976.00	\$1,223.89	\$734.51	\$17.60	61.93
11000-2300-52210-0000-001016-0000	Support Services-General Administration-FICA Payments	\$469.44	\$6,126.00	\$3,521.45	\$2,112.82	\$491.73	57.48
11000-2300-52220-0000-001016-0000	Support Services-General Administration-Medicare Payments	\$109.78	\$1,433.00	\$823.52	\$494.08	\$115.40	57.46
11000-2300-52311-0000-001016-0000	Support Services-General Administration-Health and Medical Premiums	\$758.02	\$9,097.00	\$5,661.78	\$3,790.10	(\$354.88)	62.23
11000-2300-52312-0000-001016-0000	Support Services-General Administration-Life	\$2.64	\$29.00	\$19.10	\$13.20	(\$3.30)	65.86
11000-2300-52313-0000-001016-0000	Support Services-General Administration-Dental	\$51.32	\$412.00	\$384.90	\$256.60	(\$229.50)	93.42

11000-2300-52314-0000-001016-0000	Support Services-General Administration-Vision	\$8.48	\$76.00	\$63.60	\$42.40	(\$30.00)	83.68
11000-2300-52500-0000-001016-0000	Support Services-General Administration-Unemployment Compensation	\$24.98	\$82.00	\$49.96	\$35.18	(\$3.14)	60.92
11000-2300-52710-0000-001016-0000	Support Services-General Administration-Workers Compensation Premium	\$0.00	\$1,285.00	\$0.00	\$0.00	\$1,285.00	0.00
11000-2300-52720-0000-001016-0000	Support Services-General Administration-Workers Compensation Employer's Fee	\$0.00	\$10.00	\$4.60	\$4.60	\$0.80	46.00
11000-2300-53411-0000-001016-0000	Support Services-General Administration-Auditing	\$0.00	\$15,000.00	\$15,156.44	\$382.94	(\$539.38)	101.04
11000-2300-53413-0000-001016-0000	Support Services-General Administration-Legal	\$0.00	\$5,000.00	\$1,160.28	\$3,839.72	\$0.00	23.20
11000-2300-53711-0000-001016-0000	Support Services-General Administration-Other Charges	\$0.00	\$1,200.00	\$1,200.00	\$0.00	\$0.00	100.00
11000-2300-55400-0000-001016-0000	Support Services-General Administration-Advertising	\$47.08	\$1,660.00	\$4,967.46	\$565.04	(\$3,872.50)	299.24
11000-2300-55812-0000-001016-0000	Support Services-General Administration-Board Training	\$0.00	\$2,500.00	\$0.00	\$150.00	\$2,350.00	0.00
<b>Subtotal of Element: [Function] 2300 - Support Services-General Administration</b>		<b>\$10,949.58</b>	<b>\$158,667.00</b>	<b>\$104,090.49</b>	<b>\$54,337.85</b>	<b>\$238.66</b>	<b>65.60</b>
11000-2400-51100-0000-001016-1112	Support Services-School Administration-Salaries Expense	\$6,250.00	\$68,588.00	\$46,875.00	\$28,125.00	(\$6,412.00)	68.34
11000-2400-51100-0000-001016-1217	Support Services-School Administration-Salaries Expense	\$4,151.34	\$51,296.00	\$31,135.05	\$18,681.04	\$1,479.91	60.69
11000-2400-52111-0000-001016-0000	Support Services-School Administration-Educational Retirement	\$1,471.80	\$16,964.00	\$11,038.50	\$6,623.07	(\$697.57)	65.07
11000-2400-52112-0000-001016-0000	Support Services-School Administration-ERA - Retiree Health	\$208.02	\$2,398.00	\$1,560.15	\$936.09	(\$98.24)	65.06
11000-2400-52210-0000-001016-0000	Support Services-School Administration-FICA Payments	\$566.66	\$7,433.00	\$4,254.57	\$2,550.17	\$628.26	57.23
11000-2400-52220-0000-001016-0000	Support Services-School Administration-Medicare Payments	\$132.52	\$1,739.00	\$994.98	\$596.34	\$147.68	57.21
11000-2400-52311-0000-001016-0000	Support Services-School Administration-Health and Medical Premiums	\$1,798.34	\$21,899.00	\$13,375.86	\$8,092.53	\$430.61	61.07
11000-2400-52312-0000-001016-0000	Support Services-School Administration-Life	\$5.28	\$58.00	\$38.20	\$23.76	(\$3.96)	65.86
11000-2400-52313-0000-001016-0000	Support Services-School Administration-Dental	\$76.98	\$971.00	\$577.35	\$346.41	\$47.24	59.45
11000-2400-52314-0000-001016-0000	Support Services-School Administration-Vision	\$16.96	\$204.00	\$127.20	\$76.32	\$0.48	62.35
11000-2400-52315-0000-001016-0000	Support Services-School Administration-Disability	\$24.39	\$0.00	\$151.36	\$97.92	(\$249.28)	0.00
11000-2400-52500-0000-001016-0000	Support Services-School Administration-Unemployment Compensation	\$30.16	\$328.00	\$72.14	\$138.28	\$117.58	21.99
11000-2400-52710-0000-001016-0000	Support Services-School Administration-Workers Compensation Premium	\$0.00	\$1,428.00	\$0.00	\$0.00	\$1,428.00	0.00
11000-2400-52720-0000-001016-0000	Support Services-School Administration-Workers Compensation Employer's Fee	\$0.00	\$30.00	\$9.20	\$9.20	\$11.60	30.66
11000-2400-53330-0000-001016-0000	Support Services-School Administration-Professional Development	\$0.00	\$1,250.00	\$342.00	\$0.00	\$908.00	27.36
11000-2400-53711-0000-001016-0000	Support Services-School Administration-Other Charges	\$0.00	\$4,500.00	\$1,925.00	\$0.00	\$2,575.00	42.77
11000-2400-54610-0000-001016-0000	Support Services-School Administration-Renting Land and Buildings	\$0.00	\$1,750.00	\$0.00	\$0.00	\$1,750.00	0.00
11000-2400-55915-0000-001016-0000	Support Services-School Administration-Other Contract Services	\$0.00	\$1,700.00	\$1,789.00	\$933.75	(\$1,022.75)	105.23
11000-2400-56118-0000-001016-0000	Support Services-School Administration-General Supplies and Materials	\$152.80	\$4,500.00	\$1,147.13	\$698.15	\$2,654.72	25.49
11000-2400-57332-0000-001016-0000	Support Services-School Administration-Supply Assets (\$5,000 or Less)	\$0.00	\$0.00	\$0.00	\$4,993.36	(\$4,993.36)	0.00
<b>Subtotal of Element: [Function] 2400 - Support Services-School Administration</b>		<b>\$14,885.25</b>	<b>\$187,036.00</b>	<b>\$115,412.69</b>	<b>\$72,921.39</b>	<b>(\$1,298.08)</b>	<b>61.71</b>
11000-2500-51100-0000-001016-1114	Central Services-Salaries Expense	\$2,730.04	\$33,734.00	\$20,475.30	\$12,285.06	\$973.64	60.69
11000-2500-51100-0000-001016-1115	Central Services-Salaries Expense	\$5,358.16	\$65,560.00	\$40,186.20	\$24,111.80	\$1,262.00	61.29
11000-2500-51300-0000-001016-1217	Central Services-Additional Compensation	\$0.00	\$500.00	\$250.00	\$250.00	\$0.00	50.00
11000-2500-52111-0000-001016-0000	Central Services-Educational Retirement	\$1,144.48	\$14,050.00	\$8,583.60	\$5,150.12	\$316.28	61.09



11000-2500-52112-0000-001016-0000	Central Services-ERA - Retiree Health	\$161.76	\$1,986.00	\$1,213.20	\$727.89	\$44.91	61.08
11000-2500-52210-0000-001016-0000	Central Services-FICA Payments	\$472.26	\$6,188.00	\$3,550.56	\$811.42	\$1,826.02	57.37
11000-2500-52220-0000-001016-0000	Central Services-Medicare Payments	\$110.46	\$1,447.00	\$830.45	\$189.74	\$426.81	57.39
11000-2500-52311-0000-001016-0000	Central Services-Health and Medical Premiums	\$541.52	\$6,499.00	\$4,044.72	\$2,707.60	(\$253.32)	62.23
11000-2500-52312-0000-001016-0000	Central Services-Life	\$5.28	\$58.00	\$38.20	\$26.40	(\$6.60)	65.86
11000-2500-52313-0000-001016-0000	Central Services-Dental	\$34.32	\$433.00	\$257.40	\$171.60	\$4.00	59.44
11000-2500-52314-0000-001016-0000	Central Services-Vision	\$7.82	\$91.00	\$58.65	\$39.10	(\$6.75)	64.45
11000-2500-52500-0000-001016-0000	Central Services-Unemployment Compensation	\$25.12	\$164.00	\$84.08	\$107.41	(\$27.49)	51.26
11000-2500-52710-0000-001016-0000	Central Services-Workers Compensation Premium	\$0.00	\$1,299.00	\$0.00	\$0.00	\$1,299.00	0.00
11000-2500-52720-0000-001016-0000	Central Services-Workers Compensation Employer's Fee	\$0.00	\$20.00	\$9.20	\$9.38	\$1.42	46.00
11000-2500-53330-0000-001016-0000	Central Services-Professional Development	\$245.00	\$750.00	\$490.00	\$0.00	\$260.00	65.33
11000-2500-53414-0000-001016-0000	Central Services-Other Professional/Technical Services	\$72.50	\$31,000.00	\$14,250.39	\$9,850.00	\$6,899.61	45.96
11000-2500-53711-0000-001016-0000	Central Services-Other Charges	\$0.00	\$925.00	\$274.00	\$0.00	\$651.00	29.62
11000-2500-54630-0000-001016-0000	Central Services-Rentals - Computers and Related Equipment	\$117.09	\$2,250.00	\$1,308.25	\$594.18	\$347.57	58.14
11000-2500-55813-0000-001016-0000	Central Services-Employee Travel - Non-Teachers	\$93.38	\$400.00	\$303.93	\$0.00	\$96.07	75.98
11000-2500-55915-0000-001016-0000	Central Services-Other Contract Services	\$123.98	\$4,870.00	\$2,687.42	\$212.58	\$1,970.00	55.18
11000-2500-56113-0000-001016-0000	Central Services-Software	\$0.00	\$14,000.00	\$11,623.69	\$786.45	\$1,589.86	83.02
11000-2500-56118-0000-001016-0000	Central Services-General Supplies and Materials	\$323.87	\$121,703.00	\$2,217.46	\$642.54	\$118,843.00	1.82
<b>Subtotal of Element: [Function] 2500 - Central Services</b>		<b>\$11,567.04</b>	<b>\$307,927.00</b>	<b>\$112,736.70</b>	<b>\$58,673.27</b>	<b>\$136,517.03</b>	<b>36.61</b>
11000-2600-54311-0000-001016-0000	Operation & Maintenance of Plant-Maintenance & Repair Furniture/Fixtures/Equipment	\$0.00	\$2,750.00	\$0.00	\$1.00	\$2,749.00	0.00
11000-2600-54312-0000-001016-0000	Operation & Maintenance of Plant-Maintenance & Repair - Buildings And Grounds	\$0.00	\$1,000.00	\$1,160.14	\$0.00	(\$160.14)	116.01
11000-2600-54411-0000-001016-0000	Operation & Maintenance of Plant-Electricity	\$2,556.36	\$38,000.00	\$14,001.21	\$23,998.79	\$0.00	36.84
11000-2600-54415-0000-001016-0000	Operation & Maintenance of Plant-Water/Sewage	\$1,446.52	\$9,750.00	\$4,392.52	\$4,787.76	\$569.72	45.05
11000-2600-54416-0000-001016-0000	Operation & Maintenance of Plant-Communication Services	\$336.77	\$7,350.00	\$6,758.26	\$4,615.70	(\$4,023.96)	91.94
11000-2600-54610-0000-001016-0000	Operation & Maintenance of Plant-Renting Land and Buildings	\$0.00	\$144,000.00	\$108,450.00	\$0.00	\$35,550.00	75.31
11000-2600-54620-0000-001016-0000	Operation & Maintenance of Plant-Rental - Equipment and Vehicles	\$474.66	\$2,900.00	\$2,208.72	\$764.03	(\$72.75)	76.16
11000-2600-55200-0000-001016-0000	Operation & Maintenance of Plant-Property/Liability Insurance	\$6,077.56	\$23,460.00	\$39,871.11	\$24,310.26	(\$40,721.37)	169.95
11000-2600-55915-0000-001016-0000	Operation & Maintenance of Plant-Other Contract Services	\$241.91	\$61,250.00	\$2,913.02	\$23,929.81	\$34,407.17	4.75
11000-2600-56118-0000-001016-0000	Operation & Maintenance of Plant-General Supplies and Materials	\$0.00	\$3,800.00	\$324.72	\$78.06	\$3,397.22	8.54
<b>Subtotal of Element: [Function] 2600 - Operation &amp; Maintenance of Plant</b>		<b>\$11,133.78</b>	<b>\$294,260.00</b>	<b>\$180,079.70</b>	<b>\$82,485.41</b>	<b>\$31,694.89</b>	<b>61.20</b>
11000-3100-51100-0000-001016-1617	Food Services Operations-Salaries Expense	\$0.00	\$7,839.00	\$317.21	\$0.00	\$7,521.79	4.04
11000-3100-52111-0000-001016-0000	Food Services Operations-Educational Retirement	\$0.00	\$1,110.00	\$44.89	\$0.00	\$1,065.11	4.04
11000-3100-52112-0000-001016-0000	Food Services Operations-ERA - Retiree Health	\$0.00	\$157.00	\$6.34	\$0.00	\$150.66	4.03
11000-3100-52210-0000-001016-0000	Food Services Operations-FICA Payments	\$0.00	\$486.00	\$19.67	\$0.00	\$466.33	4.04
11000-3100-52220-0000-001016-0000	Food Services Operations-Medicare Payments	\$0.00	\$114.00	\$4.60	\$0.00	\$109.40	4.03
11000-3100-52312-0000-001016-0000	Food Services Operations-Life	\$0.00	\$29.00	\$0.00	\$0.00	\$29.00	0.00

11000-3100-52500-0000-001016-0000	Food Services Operations-Unemployment Compensation	\$0.00	\$82.00	\$1.05	\$0.00	\$80.95	1.28
11000-3100-52710-0000-001016-0000	Food Services Operations-Workers Compensation Premium	\$0.00	\$102.00	\$0.00	\$0.00	\$102.00	0.00
11000-3100-52720-0000-001016-0000	Food Services Operations-Workers Compensation Employer's Fee	\$0.00	\$10.00	\$0.00	\$0.00	\$10.00	0.00
<b>Subtotal of Element: [Function] 3100 - Food Services Operations</b>		<b>\$0.00</b>	<b>\$9,929.00</b>	<b>\$393.76</b>	<b>\$0.00</b>	<b>\$9,535.24</b>	<b>3.97</b>
<b>Subtotal of Element: [Fund] 11000 - Operational</b>		<b>\$118,766.54</b>	<b>\$1,937,388.00</b>	<b>\$1,033,530.50</b>	<b>\$588,361.16</b>	<b>\$315,496.34</b>	<b>53.35</b>
14000-1000-56108-1010-001016-0000	Instruction-Instructional Materials Credit - 50% Other	\$0.00	\$531.00	\$698.96	\$175.04	(\$343.00)	131.63
14000-1000-56111-1010-001016-0000	Instruction-Instructional Materials Cash - 50% Textbooks	\$0.00	\$3,338.00	\$395.75	\$356.50	\$2,585.75	11.85
<b>Subtotal of Element: [Function] 1000 - Instruction</b>		<b>\$0.00</b>	<b>\$3,869.00</b>	<b>\$1,094.71</b>	<b>\$531.54</b>	<b>\$2,242.75</b>	<b>28.29</b>
<b>Subtotal of Element: [Fund] 14000 - Total Instructional Materials Sub-Fund</b>		<b>\$0.00</b>	<b>\$3,869.00</b>	<b>\$1,094.71</b>	<b>\$531.54</b>	<b>\$2,242.75</b>	<b>28.29</b>
21000-3100-53330-0000-001016-0000	Food Services Operations-Professional Development	\$0.00	\$0.00	\$15.00	\$0.00	(\$15.00)	0.00
21000-3100-56118-0000-001016-0000	Food Services Operations-General Supplies and Materials	\$0.00	\$1,682.00	\$0.00	\$0.00	\$1,682.00	0.00
<b>Subtotal of Element: [Function] 3100 - Food Services Operations</b>		<b>\$0.00</b>	<b>\$1,682.00</b>	<b>\$15.00</b>	<b>\$0.00</b>	<b>\$1,667.00</b>	<b>0.89</b>
<b>Subtotal of Element: [Fund] 21000 - Food Services</b>		<b>\$0.00</b>	<b>\$1,682.00</b>	<b>\$15.00</b>	<b>\$0.00</b>	<b>\$1,667.00</b>	<b>0.89</b>
24101-1000-51300-1010-001016-1411	Instruction-Additional Compensation	\$83.34	\$1,000.00	\$583.38	\$416.62	\$0.00	58.33
24101-1000-52111-0000-001016-0000	Instruction-Educational Retirement	\$11.80	\$149.00	\$82.60	\$59.00	\$7.40	55.43
24101-1000-52112-0000-001016-0000	Instruction-ERA - Retiree Health	\$1.66	\$30.00	\$11.62	\$8.30	\$10.08	38.73
24101-1000-52210-0000-001016-0000	Instruction-FICA Payments	\$4.48	\$62.00	\$31.34	\$22.40	\$8.26	50.54
24101-1000-52220-0000-001016-0000	Instruction-Medicare Payments	\$1.04	\$18.00	\$7.30	\$5.20	\$5.50	40.55
24101-1000-52312-0000-001016-0000	Instruction-Life	\$0.00	\$1.00	\$0.00	\$0.00	\$1.00	0.00
24101-1000-52500-0000-001016-0000	Instruction-Unemployment Compensation	\$0.24	\$7.00	\$0.48	\$0.82	\$5.70	6.85
24101-1000-52710-0000-001016-0000	Instruction-Workers Compensation Premium	\$0.00	\$169.00	\$168.87	\$0.00	\$0.13	99.92
24101-1000-52720-0000-001016-0000	Instruction-Workers Compensation Employer's Fee	\$0.00	\$1.00	\$0.08	\$0.08	\$0.84	8.00
24101-1000-53330-1010-001016-0000	Instruction-Professional Development	\$0.00	\$0.00	\$1,585.76	\$0.00	(\$1,585.76)	0.00
24101-1000-56113-1010-001016-0000	Instruction-Software	\$0.00	\$12,250.00	\$11,180.00	\$1,500.00	(\$430.00)	91.26
24101-1000-56118-1010-001016-0000	Instruction-General Supplies and Materials	\$0.00	\$829.00	\$615.14	\$0.00	\$213.86	74.20
<b>Subtotal of Element: [Function] 1000 - Instruction</b>		<b>\$102.56</b>	<b>\$14,516.00</b>	<b>\$14,266.57</b>	<b>\$2,012.42</b>	<b>(\$1,762.99)</b>	<b>98.28</b>
24101-2100-53218-2000-001016-0000	Support Services-Students-Specialists - Contracted	\$955.72	\$0.00	\$1,709.44	\$11,857.56	(\$13,567.00)	0.00
24101-2100-53711-0000-001016-0000	Support Services-Students-Other Charges	\$0.00	\$250.00	\$0.00	\$0.00	\$250.00	0.00
24101-2100-55915-0000-001016-0000	Support Services-Students-Other Contract Services	\$0.00	\$13,567.00	\$0.00	\$0.00	\$13,567.00	0.00
24101-2100-56118-0000-001016-0000	Support Services-Students-General Supplies and Materials	\$0.00	\$283.00	\$0.00	\$0.00	\$283.00	0.00
<b>Subtotal of Element: [Function] 2100 - Support Services-Students</b>		<b>\$955.72</b>	<b>\$14,100.00</b>	<b>\$1,709.44</b>	<b>\$11,857.56</b>	<b>\$533.00</b>	<b>12.12</b>
<b>Subtotal of Element: [Fund] 24101 - Title I - IASA</b>		<b>\$1,058.28</b>	<b>\$28,616.00</b>	<b>\$15,976.01</b>	<b>\$13,869.98</b>	<b>(\$1,229.99)</b>	<b>55.83</b>
24106-1000-51100-2000-001016-1412	Instruction-Salaries Expense	\$4,060.00	\$38,570.00	\$16,240.00	\$20,300.00	\$2,030.00	42.10
24106-1000-52111-0000-001016-0000	Instruction-Educational Retirement	\$574.48	\$5,405.00	\$2,297.92	\$2,872.44	\$234.64	42.51
24106-1000-52112-0000-001016-0000	Instruction-ERA - Retiree Health	\$81.20	\$764.00	\$324.80	\$405.97	\$33.23	42.51
24106-1000-52210-0000-001016-0000	Instruction-FICA Payments	\$251.08	\$2,368.00	\$1,004.32	\$1,255.43	\$108.25	42.41
24106-1000-52220-0000-001016-0000	Instruction-Medicare Payments	\$58.72	\$534.00	\$234.88	\$293.58	\$5.54	43.98
24106-1000-52312-0000-001016-0000	Instruction-Life	\$2.40	\$29.00	\$9.60	\$10.80	\$8.60	33.10
24106-1000-52313-0000-001016-0000	Instruction-Dental	\$15.60	\$466.00	\$62.40	\$70.20	\$333.40	13.39

24106-1000-52314-0000-001016-0000	Instruction-Vision	\$0.00	\$73.00	\$0.00	\$0.00	\$73.00	0.00
24106-1000-52315-0000-001016-0000	Instruction-Disability	\$13.71	\$0.00	\$54.21	\$61.11	(\$115.32)	0.00
24106-1000-52500-0000-001016-0000	Instruction-Unemployment Compensation	\$13.36	\$59.00	\$26.72	\$66.80	(\$34.52)	45.28
24106-1000-52710-0000-001016-0000	Instruction-Workers Compensation Premium	\$0.00	\$497.00	\$656.41	\$0.00	(\$159.41)	132.07
24106-1000-52720-0000-001016-0000	Instruction-Workers Compensation Employer's Fee	\$0.00	\$8.00	\$0.00	\$0.00	\$8.00	0.00
<b>Subtotal of Element: [Function] 1000 - Instruction</b>		<b>\$5,070.55</b>	<b>\$48,773.00</b>	<b>\$20,911.26</b>	<b>\$25,336.33</b>	<b>\$2,525.41</b>	<b>42.87</b>
<b>Subtotal of Element: [Fund] 24106 - Entitlement IDEA-B</b>		<b>\$5,070.55</b>	<b>\$48,773.00</b>	<b>\$20,911.26</b>	<b>\$25,336.33</b>	<b>\$2,525.41</b>	<b>42.87</b>
24153-1000-56113-1010-001016-0000	Instruction-Software	\$0.00	\$1,140.00	\$0.00	\$0.00	\$1,140.00	0.00
<b>Subtotal of Element: [Function] 1000 - Instruction</b>		<b>\$0.00</b>	<b>\$1,140.00</b>	<b>\$0.00</b>	<b>\$0.00</b>	<b>\$1,140.00</b>	<b>0.00</b>
<b>Subtotal of Element: [Fund] 24153 - English Language Acquisition</b>		<b>\$0.00</b>	<b>\$1,140.00</b>	<b>\$0.00</b>	<b>\$0.00</b>	<b>\$1,140.00</b>	<b>0.00</b>
24154-1000-51300-1010-001016-1411	Instruction-Additional Compensation	\$0.00	\$2,000.00	\$0.00	\$0.00	\$2,000.00	0.00
24154-1000-53330-1010-001016-0000	Instruction-Professional Development	\$0.00	\$4,468.00	\$1,610.81	\$2,250.00	\$607.19	36.05
<b>Subtotal of Element: [Function] 1000 - Instruction</b>		<b>\$0.00</b>	<b>\$6,468.00</b>	<b>\$1,610.81</b>	<b>\$2,250.00</b>	<b>\$2,607.19</b>	<b>24.90</b>
<b>Subtotal of Element: [Fund] 24154 - Teacher/Principal Training &amp; Recruiting</b>		<b>\$0.00</b>	<b>\$6,468.00</b>	<b>\$1,610.81</b>	<b>\$2,250.00</b>	<b>\$2,607.19</b>	<b>24.90</b>
24190-1000-51100-1010-001016-1411	Instruction-Salaries Expense	\$864.26	\$10,775.00	\$6,049.82	\$4,321.18	\$404.00	56.14
24190-1000-52111-0000-001016-0000	Instruction-Educational Retirement	\$122.30	\$1,525.00	\$856.10	\$611.48	\$57.42	56.13
24190-1000-52112-0000-001016-0000	Instruction-ERA - Retiree Health	\$17.28	\$216.00	\$120.96	\$86.40	\$8.64	56.00
24190-1000-52210-0000-001016-0000	Instruction-FICA Payments	\$47.26	\$668.00	\$330.58	\$236.29	\$101.13	49.48
24190-1000-52220-0000-001016-0000	Instruction-Medicare Payments	\$11.06	\$156.00	\$77.32	\$55.30	\$23.38	49.56
24190-1000-52311-0000-001016-0000	Instruction-Health and Medical Premiums	\$151.30	\$0.00	\$1,064.48	\$756.40	(\$1,820.88)	0.00
24190-1000-52312-0000-001016-0000	Instruction-Life	\$0.52	\$0.00	\$3.56	\$2.60	(\$6.16)	0.00
24190-1000-52313-0000-001016-0000	Instruction-Dental	\$6.34	\$0.00	\$44.98	\$31.70	(\$76.68)	0.00
24190-1000-52314-0000-001016-0000	Instruction-Vision	\$1.22	\$0.00	\$8.66	\$6.10	(\$14.76)	0.00
24190-1000-52500-0000-001016-0000	Instruction-Unemployment Compensation	\$2.52	\$82.00	\$5.04	\$10.90	\$66.06	6.14
24190-1000-52710-0000-001016-0000	Instruction-Workers Compensation Premium	\$0.00	\$141.00	\$168.87	\$0.00	(\$27.87)	119.76
24190-1000-55915-1010-001016-0000	Instruction-Other Contract Services	\$0.00	\$0.00	\$1,742.30	\$0.00	(\$1,742.30)	0.00
24190-1000-56113-1010-001016-0000	Instruction-Software	\$0.00	\$0.00	\$17,083.69	\$0.00	(\$17,083.69)	0.00
<b>Subtotal of Element: [Function] 1000 - Instruction</b>		<b>\$1,224.06</b>	<b>\$13,563.00</b>	<b>\$27,556.36</b>	<b>\$6,118.35</b>	<b>(\$20,111.71)</b>	<b>203.17</b>
24190-2100-53218-2000-001016-0000	Support Services-Students-Specialists - Contracted	\$1,120.63	\$18,319.00	\$2,004.41	\$13,903.59	\$2,411.00	10.94
<b>Subtotal of Element: [Function] 2100 - Support Services-Students</b>		<b>\$1,120.63</b>	<b>\$18,319.00</b>	<b>\$2,004.41</b>	<b>\$13,903.59</b>	<b>\$2,411.00</b>	<b>10.94</b>
<b>Subtotal of Element: [Fund] 24190 - CSI</b>		<b>\$2,344.69</b>	<b>\$31,882.00</b>	<b>\$29,560.77</b>	<b>\$20,021.94</b>	<b>(\$17,700.71)</b>	<b>92.72</b>
24301-1000-53330-1010-001016-0000	Instruction-Professional Development	\$0.00	\$0.00	\$700.00	\$0.00	(\$700.00)	0.00
24301-1000-56112-1010-001016-0000	Instruction-Other Textbooks	\$0.00	\$0.00	\$5,332.50	\$0.00	(\$5,332.50)	0.00
24301-1000-56113-1010-001016-0000	Instruction-Software	\$0.00	\$14,521.00	\$864.42	\$4,346.38	\$9,310.20	5.95
24301-1000-56118-1010-001016-0000	Instruction-General Supplies and Materials	\$0.00	\$0.00	\$0.00	\$250.00	(\$250.00)	0.00
24301-1000-57332-1010-001016-0000	Instruction-Supply Assets (\$5,000 or Less)	\$0.00	\$0.00	\$27.99	\$0.00	(\$27.99)	0.00
<b>Subtotal of Element: [Function] 1000 - Instruction</b>		<b>\$0.00</b>	<b>\$14,521.00</b>	<b>\$6,924.91</b>	<b>\$4,596.38</b>	<b>\$2,999.71</b>	<b>47.69</b>
24301-2600-56118-0000-001016-0000	Operation & Maintenance of Plant-General Supplies and Materials	\$0.00	\$40,993.00	\$1,374.94	\$94.84	\$39,523.22	3.35
<b>Subtotal of Element: [Function] 2600 - Operation &amp; Maintenance of Plant</b>		<b>\$0.00</b>	<b>\$40,993.00</b>	<b>\$1,374.94</b>	<b>\$94.84</b>	<b>\$39,523.22</b>	<b>3.35</b>
<b>Subtotal of Element: [Fund] 24301 - CARES Act</b>		<b>\$0.00</b>	<b>\$55,514.00</b>	<b>\$8,299.85</b>	<b>\$4,691.22</b>	<b>\$42,522.93</b>	<b>14.95</b>
27107-2200-56114-0000-001016-0000	Support Services-Instruction-Library And Audio-Visual	\$0.00	\$1,753.00	\$106.61	\$1,065.66	\$580.73	6.08

<b>Subtotal of Element: [Function] 2200 - Support Services-Instruction</b>		<b>\$0.00</b>	<b>\$1,753.00</b>	<b>\$106.61</b>	<b>\$1,065.66</b>	<b>\$580.73</b>	<b>6.08</b>
<b>Subtotal of Element: [Fund] 27107 - Literacy For Children @ Risk PED</b>		<b>\$0.00</b>	<b>\$1,753.00</b>	<b>\$106.61</b>	<b>\$1,065.66</b>	<b>\$580.73</b>	<b>6.08</b>
27109-1000-56108-1010-001016-0000	Instruction-Instructional Materials Credit - 50% Other	\$0.00	\$3,009.00	\$0.00	\$0.00	\$3,009.00	0.00
27109-1000-56111-1010-001016-0000	Instruction-Instructional Materials Cash - 50% Textbooks	\$0.00	\$0.00	\$3,009.00	\$0.00	(\$3,009.00)	0.00
<b>Subtotal of Element: [Function] 1000 - Instruction</b>		<b>\$0.00</b>	<b>\$3,009.00</b>	<b>\$3,009.00</b>	<b>\$0.00</b>	<b>\$0.00</b>	<b>100.00</b>
<b>Subtotal of Element: [Fund] 27109 - PED Safety in Schools</b>		<b>\$0.00</b>	<b>\$3,009.00</b>	<b>\$3,009.00</b>	<b>\$0.00</b>	<b>\$0.00</b>	<b>100.00</b>
31200-4000-54610-0000-001016-0000	Capital Outlay-Renting Land and Buildings	\$16,226.86	\$113,588.00	\$48,680.58	\$64,907.42	\$0.00	42.85
<b>Subtotal of Element: [Function] 4000 - Capital Outlay</b>		<b>\$16,226.86</b>	<b>\$113,588.00</b>	<b>\$48,680.58</b>	<b>\$64,907.42</b>	<b>\$0.00</b>	<b>42.86</b>
<b>Subtotal of Element: [Fund] 31200 - Public School Capital Outlay</b>		<b>\$16,226.86</b>	<b>\$113,588.00</b>	<b>\$48,680.58</b>	<b>\$64,907.42</b>	<b>\$0.00</b>	<b>42.86</b>
31600-4000-54640-0000-001016-0000	Capital Outlay-Rentals - Lease to Purchase	\$0.00	\$544,463.00	\$0.00	\$0.00	\$544,463.00	0.00
<b>Subtotal of Element: [Function] 4000 - Capital Outlay</b>		<b>\$0.00</b>	<b>\$544,463.00</b>	<b>\$0.00</b>	<b>\$0.00</b>	<b>\$544,463.00</b>	<b>0.00</b>
<b>Subtotal of Element: [Fund] 31600 - Capital Improvements HR-33</b>		<b>\$0.00</b>	<b>\$544,463.00</b>	<b>\$0.00</b>	<b>\$0.00</b>	<b>\$544,463.00</b>	<b>0.00</b>
31700-4000-54315-0000-001016-0000	Capital Outlay-Maintenance & Repair - Bldgs/Grnds/Equipment (SR-9)	\$0.00	\$401.00	\$0.00	\$0.00	\$401.00	0.00
<b>Subtotal of Element: [Function] 4000 - Capital Outlay</b>		<b>\$0.00</b>	<b>\$401.00</b>	<b>\$0.00</b>	<b>\$0.00</b>	<b>\$401.00</b>	<b>0.00</b>
<b>Subtotal of Element: [Fund] 31700 - Capital Improvements SR-9</b>		<b>\$0.00</b>	<b>\$401.00</b>	<b>\$0.00</b>	<b>\$0.00</b>	<b>\$401.00</b>	<b>0.00</b>
31701-4000-54315-0000-001016-0000	Capital Outlay-Maintenance & Repair - Bldgs/Grnds/Equipment (SR-9)	\$0.00	\$52,434.00	\$0.00	\$0.00	\$52,434.00	0.00
31701-4000-54640-0000-001016-0000	Capital Outlay-Rentals - Lease to Purchase	\$0.00	\$51,121.00	\$0.00	\$0.00	\$51,121.00	0.00
31701-4000-56113-0000-001016-0000	Capital Outlay-Software	\$759.09	\$4,850.00	\$759.09	\$6,792.50	(\$2,701.59)	15.65
31701-4000-56118-0000-001016-0000	Capital Outlay-General Supplies and Materials	\$0.00	\$84,691.00	\$0.00	\$0.00	\$84,691.00	0.00
31701-4000-57332-0000-001016-0000	Capital Outlay-Supply Assets (\$5,000 or Less)	\$0.00	\$34,591.00	\$0.00	\$170.65	\$34,420.35	0.00
<b>Subtotal of Element: [Function] 4000 - Capital Outlay</b>		<b>\$759.09</b>	<b>\$227,687.00</b>	<b>\$759.09</b>	<b>\$6,963.15</b>	<b>\$219,964.76</b>	<b>0.33</b>
<b>Subtotal of Element: [Fund] 31701 - Capital Improvements SR-9 Local</b>		<b>\$759.09</b>	<b>\$227,687.00</b>	<b>\$759.09</b>	<b>\$6,963.15</b>	<b>\$219,964.76</b>	<b>0.33</b>
<b>Grand Total</b>		<b>\$144,226.01</b>	<b>\$3,006,233.00</b>	<b>\$1,163,554.19</b>	<b>\$727,998.40</b>	<b>\$1,114,680.41</b>	<b>38.70</b>

# Albuquerque Talent Development Academy

## Rollup Report

Cycle: FY2020-2021; 1st Detail Element: Object; 1st Detail Level: Highest; 2nd Detail Element: None; 2nd Detail Level: None; 3rd Detail Element: None; 3rd Detail Level: None; 4th Detail Element: None; Account Expression: ((Object) > "51000") - 1st Subtotal Element: Fund; 1st Subtotal Rollup Level: Lowest; 2nd Subtotal Element: None; 2nd Subtotal Rollup Level: None

Object	Actuals (Selected Range)	Adopted Budget	Current Budget	Actuals (YTD)
51000 - Personnel Services - Compensation	\$75,820.54	\$1,002,134.00	\$1,002,134.00	\$565,565.53
52000 - Personnel Services - Employee Benefits	\$24,736.35	\$335,017.00	\$335,017.00	\$197,925.26
53000 - Purchased Professional and Technical Services	\$5,363.26	\$87,725.00	\$87,725.00	\$52,752.85
54000 - Purchased Property Services	\$4,931.40	\$209,750.00	\$209,750.00	\$138,279.10
55000 - Other Purchased Services	\$6,583.91	\$100,615.00	\$100,615.00	\$52,531.94
56000 - Supplies	\$1,331.08	\$114,676.00	\$158,003.00	\$25,504.68
57000 - Property	\$0.00	\$44,144.00	\$44,144.00	\$971.14
<b>Subtotal of Element: [Fund] 11000 - Operational</b>	<b>\$118,766.54</b>	<b>\$1,894,061.00</b>	<b>\$1,937,388.00</b>	<b>\$1,033,530.50</b>
51000 - Personnel Services - Compensation	\$83.34	\$11,750.00	\$1,000.00	\$583.38
52000 - Personnel Services - Employee Benefits	\$19.22	\$3,084.00	\$437.00	\$302.29
53000 - Purchased Professional and Technical Services	\$955.72	\$250.00	\$250.00	\$3,295.20
55000 - Other Purchased Services	\$0.00		\$13,567.00	\$0.00
56000 - Supplies	\$0.00	\$13,532.00	\$13,362.00	\$11,795.14
<b>Subtotal of Element: [Fund] 24101 - Title I - IASA</b>	<b>\$1,058.28</b>	<b>\$28,616.00</b>	<b>\$28,616.00</b>	<b>\$15,976.01</b>
51000 - Personnel Services - Compensation	\$4,060.00	\$38,570.00	\$38,570.00	\$16,240.00
52000 - Personnel Services - Employee Benefits	\$1,010.55	\$10,203.00	\$10,203.00	\$4,671.26
<b>Subtotal of Element: [Fund] 24106 - Entitlement IDEA-B</b>	<b>\$5,070.55</b>	<b>\$48,773.00</b>	<b>\$48,773.00</b>	<b>\$20,911.26</b>
51000 - Personnel Services - Compensation	\$0.00	\$2,000.00	\$2,000.00	\$0.00
53000 - Purchased Professional and Technical Services	\$0.00	\$4,468.00	\$4,468.00	\$1,610.81
<b>Subtotal of Element: [Fund] 24154 - Teacher/Principal Training &amp; Recruiting</b>	<b>\$0.00</b>	<b>\$6,468.00</b>	<b>\$6,468.00</b>	<b>\$1,610.81</b>
51000 - Personnel Services - Compensation	\$864.26	\$10,775.00	\$10,775.00	\$6,049.82
52000 - Personnel Services - Employee Benefits	\$359.80	\$2,788.00	\$2,788.00	\$2,680.55
53000 - Purchased Professional and Technical Services	\$1,120.63	\$18,319.00	\$18,319.00	\$2,004.41
55000 - Other Purchased Services	\$0.00	\$0.00	\$0.00	\$1,742.30
56000 - Supplies	\$0.00		\$0.00	\$17,083.69
<b>Subtotal of Element: [Fund] 24190 - CSI</b>	<b>\$2,344.69</b>	<b>\$31,882.00</b>	<b>\$31,882.00</b>	<b>\$29,560.77</b>
53000 - Purchased Professional and Technical Services	\$0.00	\$0.00	\$0.00	\$15.00
56000 - Supplies	\$0.00	\$1,500.00	\$1,682.00	\$0.00
<b>Subtotal of Element: [Fund] 21000 - Food Services</b>	<b>\$0.00</b>	<b>\$1,500.00</b>	<b>\$1,682.00</b>	<b>\$15.00</b>
53000 - Purchased Professional and Technical Services	\$0.00		\$0.00	\$700.00
56000 - Supplies	\$0.00	\$44,715.00	\$55,514.00	\$7,571.86
57000 - Property	\$0.00		\$0.00	\$27.99
<b>Subtotal of Element: [Fund] 24301 - CARES Act</b>	<b>\$0.00</b>	<b>\$44,715.00</b>	<b>\$55,514.00</b>	<b>\$8,299.85</b>
53000 - Purchased Professional and Technical Services	\$0.00	\$361,376.00	\$544,463.00	\$0.00
<b>Subtotal of Element: [Fund] 31600 - Capital Improvements HB-33</b>	<b>\$0.00</b>	<b>\$361,376.00</b>	<b>\$544,463.00</b>	<b>\$0.00</b>
53000 - Purchased Professional and Technical Services	\$0.00		\$51,121.00	\$0.00

54000 - Purchased Property Services	\$0.00	\$52,434.00	\$52,434.00	\$0.00
56000 - Supplies	\$759.09	\$89,541.00	\$89,541.00	\$759.09
57000 - Property	\$0.00	\$34,591.00	\$34,591.00	\$0.00
<b>Subtotal of Element: [Fund] 31701 - Capital Improvements SB-9 Local</b>	<b>\$759.09</b>	<b>\$176,566.00</b>	<b>\$227,687.00</b>	<b>\$759.09</b>
54000 - Purchased Property Services	\$16,226.86	\$0.00	\$113,588.00	\$48,680.58
<b>Subtotal of Element: [Fund] 31200 - Public School Capital Outlay</b>	<b>\$16,226.86</b>	<b>\$0.00</b>	<b>\$113,588.00</b>	<b>\$48,680.58</b>
54000 - Purchased Property Services	\$0.00	\$401.00	\$401.00	\$0.00
<b>Subtotal of Element: [Fund] 31700 - Capital Improvements SB-9</b>	<b>\$0.00</b>	<b>\$401.00</b>	<b>\$401.00</b>	<b>\$0.00</b>
56000 - Supplies	\$0.00	\$2,124.00	\$3,869.00	\$1,094.71
<b>Subtotal of Element: [Fund] 14000 - Total Instructional Materials Sub-Fund</b>	<b>\$0.00</b>	<b>\$2,124.00</b>	<b>\$3,869.00</b>	<b>\$1,094.71</b>
56000 - Supplies	\$0.00	\$1,140.00	\$1,140.00	\$0.00
<b>Subtotal of Element: [Fund] 24153 - English Language Acquisition</b>	<b>\$0.00</b>	<b>\$1,140.00</b>	<b>\$1,140.00</b>	<b>\$0.00</b>
56000 - Supplies	\$0.00	\$273.00	\$1,753.00	\$106.61
<b>Subtotal of Element: [Fund] 27107 - Literacy For Children @ Risk PED</b>	<b>\$0.00</b>	<b>\$273.00</b>	<b>\$1,753.00</b>	<b>\$106.61</b>
56000 - Supplies	\$0.00	\$3,009.00	\$3,009.00	\$3,009.00
<b>Subtotal of Element: [Fund] 27109 - PED Safety in Schools</b>	<b>\$0.00</b>	<b>\$3,009.00</b>	<b>\$3,009.00</b>	<b>\$3,009.00</b>
<b>Grand Total</b>	<b>\$144,226.01</b>	<b>\$2,600,904.00</b>	<b>\$3,006,233.00</b>	<b>\$1,163,554.19</b>

Element: None; 4th Detail Level: None; 5th Detail Element: None;  
 Element: None; 3rd Subtotal Element: None; 3rd Subtotal Rollup Level: None

Encumbrances (YTD)	Available	% of Budget
\$347,598.73	\$88,969.74	56.44
\$108,045.30	\$29,046.44	59.08
\$39,294.44	(\$4,322.29)	60.13
\$34,761.46	\$36,709.44	65.93
\$51,101.44	(\$3,018.38)	52.21
\$2,506.43	\$129,991.89	16.14
\$5,053.36	\$38,119.50	2.20
<b>\$588,361.16</b>	<b>\$315,496.34</b>	
\$416.62	\$0.00	58.34
\$95.80	\$38.91	69.17
\$11,857.56	(\$14,902.76)	1,318.08
\$0.00	\$13,567.00	0.00
\$1,500.00	\$66.86	88.27
<b>\$13,869.98</b>	<b>(\$1,229.99)</b>	
\$20,300.00	\$2,030.00	42.11
\$5,036.33	\$495.41	45.78
<b>\$25,336.33</b>	<b>\$2,525.41</b>	
\$0.00	\$2,000.00	0.00
\$2,250.00	\$607.19	36.05
<b>\$2,250.00</b>	<b>\$2,607.19</b>	
\$4,321.18	\$404.00	56.15
\$1,797.17	(\$1,689.72)	96.15
\$13,903.59	\$2,411.00	10.94
\$0.00	(\$1,742.30)	
\$0.00	(\$17,083.69)	
<b>\$20,021.94</b>	<b>(\$17,700.71)</b>	
\$0.00	(\$15.00)	
\$0.00	\$1,682.00	0.00
<b>\$0.00</b>	<b>\$1,667.00</b>	
\$0.00	(\$700.00)	
\$4,691.22	\$43,250.92	13.64
\$0.00	(\$27.99)	
<b>\$4,691.22</b>	<b>\$42,522.93</b>	
\$0.00	\$544,463.00	0.00
<b>\$0.00</b>	<b>\$544,463.00</b>	
\$0.00	\$51,121.00	0.00

\$0.00	\$52,434.00	0.00
\$6,792.50	\$81,989.41	0.85
\$170.65	\$34,420.35	0.00
<b>\$6,963.15</b>	<b>\$219,964.76</b>	
\$64,907.42	\$0.00	42.86
<b>\$64,907.42</b>	<b>\$0.00</b>	
\$0.00	\$401.00	0.00
<b>\$0.00</b>	<b>\$401.00</b>	
\$531.54	\$2,242.75	28.29
<b>\$531.54</b>	<b>\$2,242.75</b>	
\$0.00	\$1,140.00	0.00
<b>\$0.00</b>	<b>\$1,140.00</b>	
\$1,065.66	\$580.73	6.08
<b>\$1,065.66</b>	<b>\$580.73</b>	
\$0.00	\$0.00	100.00
<b>\$0.00</b>	<b>\$0.00</b>	
<b>\$727,998.40</b>	<b>\$1,114,680.41</b>	



# Albuquerque Talent Development Academy

## Payroll Voucher Management Report

[Cycle Name]: "FY2020-2021"; Created On: 3/10/2021 5:12:52 PM

Voucher Status	Voucher Number	Voucher Date	Description	Voucher Total	Approved Date	Approved By
Paid	1977	02/02/2021	ERB for 2021 01	\$19,836.70	02/02/2021	Galindo, Whitney
Paid	1978	02/02/2021	Aflac for 2021 01	\$247.96	02/02/2021	Galindo, Whitney
Paid	1979	02/02/2021	FFGA for 2021 01	\$35.40	02/02/2021	Galindo, Whitney
Paid	1980	02/02/2021	InvesTrust for 2021 01	\$400.00	02/02/2021	Galindo, Whitney
Paid	1981	02/02/2021	NMPSIA for 2021 02	\$11,927.80	02/02/2021	Galindo, Whitney
Paid	1982	02/02/2021	CRS for 2021 01	\$2,163.03	02/02/2021	Galindo, Whitney
Paid	1984	02/02/2021	RHC for 2021 01	\$2,394.74	02/02/2021	Galindo, Whitney
Paid	1985	02/15/2021	EFTPS 21-14 - 2/15/2021	\$9,077.29	03/02/2021	Galindo, Whitney
Paid	1986	02/15/2021	DD 21-14 - 2/15/2021	\$25,747.55	03/02/2021	Galindo, Whitney
Paid	1987	02/26/2021	EFTPS 21-15 - 02/26/21	\$9,077.29	03/02/2021	Galindo, Whitney
Paid	1988	02/26/2021	DD 21-15 - 02/26/2021	\$25,744.83	03/02/2021	Galindo, Whitney

# Albuquerque Talent Development Academy

## Voucher by Warrant with Date Range Report

Accounting Cycle: FY2020-2021; Voucher: [All]; Warrant Status: Non-Void; Order By: Voucher; Begin Date: 02/01/2021; End Date: 02/28/2021; Created On: 3/10/2021 4:55:33 PM

Warrant Date	Warrant Number	Vendor	Amount
02/09/2021	15368	Campus Specialties	\$152.80
02/09/2021	15369	CES	\$3,412.55
02/09/2021	15370	City of Albuquerque	\$25.00
02/09/2021	15371	EASi Therapy & Diagnostic Services	\$1,778.59
02/09/2021	15372	Fincham Mobile Storage	\$237.33
02/09/2021	15373	NM Assoc. of School Business Officials	\$245.00
02/09/2021	15374	Sandia Office Supply	\$94.80
02/09/2021	15375	Saylor Family Trust, LLC	\$22,304.42
02/09/2021	15376	Teacher Synergy, LLC	\$27.09
02/09/2021	15377	Unite Private Networks, LLC	\$112.27
02/09/2021	15378	EASi Therapy & Diagnostic Services	\$1,930.97
02/09/2021	15381	Sandia Office Supply	\$726.24
02/25/2021	15384	Adelante Development Center	\$98.98
02/25/2021	15385	Century Link	\$103.60
02/25/2021	15386	Cleaning Specialists Maintenance, Inc	\$241.91
02/25/2021	15387	Crystal Springs	\$97.09
02/25/2021	15388	Dex Media East, Inc	\$47.08
02/25/2021	15389	Konica Minolta Premier	\$117.09
02/25/2021	15390	Lloyd, Consuelo	\$93.38
02/25/2021	15391	McGraw-Hill School Education	\$101.08
02/25/2021	15392	PNM	\$2,556.36
02/25/2021	15393	Purchase Power	\$229.07
02/25/2021	15394	Verizon Wireless	\$120.90
02/25/2021	15395	Fincham Mobile Storage	\$237.33
02/25/2021	15396	J and J Technical Services	\$759.09
02/25/2021	15398	Albuquerque Bernalillo County Water Utility Authority	\$1,349.43
<b>Sub Total</b>			<b>\$37,199.45</b>